



THE AFTER MARKET SHEET



VOL. 56A, No.2A WWW.SVSM.ORG MARCH/APRIL 2022

A Publication of the SVSM Chapter of International Plastic Modeler's Society, USA

"Wow, Model Talk So Heated The FD Showed Up"



No Fooling, Yes, Two Very Different And Busy Meetings for April '22

Photos: Mick Burton Text: Mick Burton



Let's see on page 3...

Editor's MisBehavings – this month's editor, Mick Burton

(shameless plug: www.mickbmodeler.com)

“ TALE of TWO NEWSLETTERS and AGAIN, ANOTHER UNOFFICIAL FLYER REARS ITS HEAD BELOW ”

This publication, The AfterMarket Sheet (better known as TAMS) celebrates its 10th calendar year in existence this summer, and other than for its utter absence in year 2021, has been a happy creation for me. This month again is why.

The regaining of routines such as they ever were such to begin with, and achieving a sense that we are able to trust we can meet regularly (more or less) for F2F (Face to Face) gatherings that we reasonably took for granted our right been underway since about midsummer 2021. We have now a pretty established virtual club presence which is still evolving and we adapting to its own influence good or bad in how we get things done or communicated.

Still, it's been my enjoyment to have now been at this helm as Editor twice in my SVSM lifetime, and this second run is now in its 15th year. I also have been doing a newsletter for my other club, the Free (Fremont) Hornets for quite few months (ya, years) and there I recently had to re-iterate a lesson it had taught me well. One, that FROM ITS START, that club had a newsletter in place. Oh, I had, like more than a few others, been led to believe that a certain member had begun it much later in the club's life. Or as story got tested, more headed to how he had rescued it from the clutch of some extremist or Central CA rube and made it, along with the club, suddenly thing of elite beauty. Yeah not a new story, even if in other realms this time it's an amusing lot of snot nose American Nomenclatura hissing a fit, when an immigrant success story suddenly does something “threatening our very democracy”. I guess if you're not on their oh approved list, you're an evil foreigner. Oh wait, that's what the bad guys say and do but wait, ya be confused it's norm

Anyways, my point is we all have this as our common thread, this newsletter function, no matter what else goes on or supplements, enhances or improves the community that it serves as part of. Yes it's done in what today is considered an old fashioned manner (but it wasn't so long ago struck everyone as nearly revolutionary, going utterly digital and no more printing, copying, assembling, posting and mailing out.) This publication you are reading could not have existed by now under those rules of life, it would cost a bloody fortune no one would pay for. Because it exists though, I could now divide the suddenly burgeoning amount of news just about our two meetings, neatly spread between two issues in tandem, and now can nearly simultaneously send them out trusting the intended continuity/readability mostly be intact

As a signoff, I just learned of this coming show, had to make a flyer until they have one ready to go. ENJOY-mb



TABLE OF CONTENTS MARCH/APRIL 2022 AFTERMARKET

- 1) **SEEING HOW 2nd QUARTER MEETS CAUGHT FIRE: TALE OF TWO APRIL MODEL NIGHTS** (resumes @ 3)
- 3) **SERIOUSLY, THE MILPITAS FIRE DEPT HORNED IN OUR MPD COMM ROOM SVSM MEET NIGHT** (runs to 28)
- 29) **CALENDAR OF EVENTS SO FAR**
- 30) **ENDPIECE IN CELEBRATION** of NCAR, reminder of **ANNOUNCED SVSM MEETS** coming in **MAY/JUNE/JUL**



HERE WE GO – ABOVE View looking in from MFD Pumper Truck, BELOW-Game Kastle-ing!



Given the relative space here (up to 40 pages or so) and lack there of in OSS (10 page max), Editor is going to relate the 1st April Meeting at MPD Community room HERE, devote majority of “Kastle-ing” to the OSS

So that outlined, let's start with April 15 evening!

Yes, the Milpitas Fire Department pumper truck came in rather ominously without sirens. But an unmistakable rumble and hard to miss size of a Red Fire Engine with backup alarm beeping as it backed neatly into corner next our open door, did cause a mild disrupt to our Model Talk as it was underway. Not to mention the final snort as the air brakes were set. Nonetheless, no surprise visits by the fire crew, in fact as quick as I was going to see the truck, the crew was absent already. So I shot a few pics and one looking into our meeting from the door with truck behind me, and resumed shooting.



Alright first thing about this photo essay. While Secretary Chris Bucholtz did make the meet, and take minutes, at this time I don't have them nor do I have time to hold to do this issue. I wanted to be sure all of the continuity I could muster remains, so I am giving you illustrations aplenty with my scant notes to give some idea who was the modeler of this material and any comment. My plan was? Perhaps include his minutes with a couple overall table shots to supplement them as within the Original Styrene Sheet that I usually do the meets coverage in. That plan had to be scuttled, and I did a full coverage of April 25th.

Next thing, if you were at this MPD meet, you will know or realize that my coverage here is not the order of the Talk, it's the order I could best be fitting the entire meet in my available space. So this here is actually the last model of discussion, first up. Not that I expect any trouble here it's so you have complete idea what fun an Editor can have here.

This is **See Young's** 1/32 scale Monogram Panzer. He had fun with it, he said.






President **Ron Wergin** had this nice offering in the department of cool old kits from “back in the day”.

If I recall correctly, it’s a *HISTOREX* miniature...

That’s Ron by the way, in the fuzzy background of my shot above.



He did say who this figure was, but I missed that part, sorry. Think it’s German personage, late 1800s or maybe early 1900s. Anyways intriguing part for me was he had gotten it from Huston’s Hobby !

That shop has a backstory tie-in to this club, brings memories back for some of us. All its remains are now under the Santana Row.

Now, below, something in a box near Ron’s work, what is that?



It certainly seems to have gotten figure up in arms...hasn't it?

Another intriguing new item for the modeler of means, from P.A. (aka Postoria Aguirre) !

I utterly appreciate the number of things that P.A. shares with us, he constantly is finding incredible new tech for model making, oh yes.



I thought his precision cutting tool that he had along with his Thunderbird 2 model recently, was something else. I find this “blue light UV” device equally engaging. It’s based on well known Dentistry tech, but adapted to the modeler’s needs which P.A. eloquently described at our meeting.

Just as an example: P. A. was pointing out that the current wave of 3-D printed models and parts from that same tech, often still as a result of their manufacture, have a lot of tough filling issues for the modeler. The “stepped” look, or the rough surfacing as you will. He researched and got the device you see here. Which he warned was pricey, but yes also our time is valuable too, and this is a real saver for it!



INCREDAFILL
UV Cured Filler Paste

MONOCURE 3D
Advanced 3D Printer Products

A ready mixed, light weight urethane polymer filler using the advanced technology of UV light to cure in an instant! Just 10 seconds with the portable LED UV torch and it's ready to sand and paint. This is a 100% solid material in both paste and cured form, it is non-shrinking, non-cracking, moisture resistant and can be easily sanded and painted with water or solvent based paints. Suitable for use on most materials...you name it Incredafill™ will FILL it.

General Directions

1. Ensure surfaces are clean, dry and free of loose material.
2. Using a flexible spatula, press the filler paste firmly into the crack or hole and smooth off surface.
3. Apply thin applications (1mm max) only and build up layers to ensure product can be cured through.
4. Use a 395-405nm LED UV light source to cure surface until hard (5-10 seconds).
5. Lightly sand excess filler from the surface.
6. Wipe off dust particles before priming or painting.

Product Features

- ★ Ready mixed UV polymer paste
- ★ Fills cracks, dents and holes
- ★ Incredible 10 second cure time!
- ★ Non-shrinking formula
- ★ Interior or exterior use
- ★ Moisture and mould resistant
- ★ Easy sanding (wet or dry)
- ★ Suitable for use on resins, metal, plastics, wood, plaster, concrete, fiberglass, many more.

Don't waste time waiting for filler to dry...Use Incredafill™ and get the job done FAST.

WARNINGS: UV SENSITIVE PRODUCT - DO NOT EXPOSE TO UV LIGHT - STORE IN DARK COOL PLACE
WEAR GLOVES & UV PROTECTIVE SAFETY GLASSES - READ SDS FOR FURTHER INFORMATION



Speaking of time saver modelling, here's another way some manage that, prebuilt models you can modify. It's fairly common in car modelling and in figure work, but I know of it also in Armor, Aircraft and SF/Fantasy model arenas too. This pair of cars is **Max Balderrama's** work in that mode. I don't know the make or model, sorry.





Having judged a fair number in all those arenas at shows over the years, while I don't know for this set what he had done, I can speculate. Most often, one will add parts, redo or improve painting work or go whole hog, tear model down and rebuild it better.

In any case, here we have some more in that vein

In a more traditional mode, a 1/24th scale race machine WIP courtesy of **Mike Meek**. Good to see you, Mike









Frank Babbitt had a WIP JF-17 and a nice look at (shock to me) *ANOTHER* 1/48 scale kit of a Fokker G-1 Reaper. Frank says this kit has Heavy Fighter and Recce editions. Very pleasing news about an obscure bird





Pat Nichols certainly is doing justice to WW1 British Aeroplanes in 1/48 these days, even if he tells me they aren't favorites of his. He described succinctly the "fun" getting this DH-4 to behave. GREAT RESULTS !!





Yes you could say I really enjoyed his DH-4.

But you don't see these craft that often, and if done well, deserve a good moment of looking

NOW, we jump ahead a few years in flight...





ALSO NOW:

If you told me to guess who did all these WW2 planes in 1/48 scale, like these two, Fieseler Fi-156 Storch and Focke Wulf 190, I guarantee I'd be as wrong as deep in a shock as I was, be it in a good way.



There were a few others who were also just as surprised, as our modeler anticipated when he opened his portion of April Model Talk. I guess you could say in a way it was his gently teasing version of April Fools...



Maybe you'll take one more look back at the tiny snapshot of the entire set of birds before we proceed.

I tell you the rest next. Great jobs!



This “father and son shot” won’t give you any more clue, but at least dad’s F4U in foreground is lot closer to what many of us think as “his genre” That is, a US Navy aircraft in 1/48. If you haven’t guessed, “**Unknown Modeler**” (as I termed him in 2022 March’s Model of the Month) aka better known as **Geoff Kreuger**, as he put it wryly, did show up with his grand collection of ‘not what you usually think of me building’. Geoff has come back sporadically since 2017, after leaving us for his volunteer military enlistment back in the 1990’s. He has been quite a prolific builder. Most often showing up at our meetings or winning at contests with wide range of modern period 1/48th scale USN fighter or attack aircraft.

So, what you’re seeing is somewhat not same aspect. As ever still, shows Geoff’s skill as builder, researcher and pro-am public speaker very well here.



Being a fan of 1/48 scale Mustangs, it was nice to see one in a scheme I hadn’t remembered, and now must do one like it myself!



This last Mustang is post WW2, yes okay, but still is part of Geoff's fine gathering. I didn't get kit noted, but done as Paul Mantz's P-51C which first raced in 1946 Bendix. 1/1 is now restored as "Ina The Macon Belle"





Above, Editor is having a another bit of fun, with a “son-father” pic

This is Geoff’s son, **Carsten Kreuger**, who had this F-15 Eagle on the table and did his own model talk about it too. With some help to get underway from his justifiably proud dad.

Apparently, the genesis for this project was a road trip to Oregon, and a visit to an airfield where one of these fighters was on active duty. Carsten got to experience this as real machine and enjoyed it.

He is proving to be a great young modeler, in my estimate.

When I was not too much older than him, I visited Oregon and got to experience, photograph (Polaroid, no less!) some active Invader A-26 Fire Bombers at the Medford Airport. Definitely imprinted my love for that warbird, although I couldn’t have managed to render replica of one from only kit then around, Monogram 1/67th !

So, Sir Carsten, count yourself a lucky young man, having a great kit and great dad to further you along





NOW FOR SOMETHING COMPLETELY DIFFERENT – because it’s fun to mix it up a bit, right? Above is the complete offerings for April from our intrepid crustacean modeler/writer, Mr. **Kent McClure**.

No, I am not calling him a crab. I am referring back to his latest greatly appreciated article for this TAMS publication, his “Blue Crawdad Model” in the Jan/Feb 2022 edition. Hey, maybe I’ll get a Noodle sequel?




Just because you may have thought I was kidding. Here, this is a legitimate scale model kit from Bandai of Japan. No doubt far more \$\$\$ than real deal. Check mickbmodeler.com for limited time gallery of meet pics



As Kent kindly enlightened us, yes, in Japan they have actual beer vending machines, some in the shape of the can! He gave me a closeup look of his.



These Star Trek crew may have had to go onto the med beds because they got a look at the “designer” price of that outfit on the character at right... Only time will tell, I guess.





You know I would at some point, have to show you my model wood, right? Okay, I had these along and took up some table with them to extend the meeting time, so that I wouldn't have to stay so long waiting for room "closer" to show up. I did give a credible talk for the model kits shown. These are all "Strombeck" 1/72 kits.

Yes, *Strombeck*. Later branded Strombecker for plastic scale models. *More pics? In my limited time gallery.*

Below, **Chris Bucholtz** had some new models and writings to share with us. Page on, intrepid readers !





Above, witness caught in the act, as *Machairodus* neatly covers Chris's face with his tail, as he goes to kick the Italian MC 202 in his bid for freedom from display table. Amazing what a 1/20th scale prehistoric cat can do when it has a resin mind to, isn't it?

He literally knocked this guy off his camel. Okay, actually the Editor did that when he bumped the table, taking phone pictures. My bad !

While his 1/72nd Macchi seems no worse for the wear, perhaps that camel dude laying down is why Chris's "George" job isn't done?






This beautiful monster, until fairly recently even available after a fashion for a 1/1 in person examination, is what now has put “Builder” Bob Meyers into model coma. Or that’s how he generally put it to the class. Thanks to Bob, I know this lovely also in existence, so I can try to track it down to join my “Scud A” in 1/35. Which also was in the same arena for one to see and touch, until the Jacques Littlefield collection was scattered to the four winds. Alas...



As Bob put it, just radar array alone is like a jazillion parts, like building real thing essentially. In pho-etch!





Again, I am clearly enamored of these odd massive machines of the Cold War. Which I never expected I would get a chance to see in person, like this one and the Scud A, Scud B. Much less have chance to buy a mass production multimedia kit of all three, in 1/35. Bob also clarified for me the 2021 IPMS NATS Best Arm Winner wasn't full resin kit, it was a resin enhancement of this kit. Which likely would have been go ticket to mental ward, for either of us tackling it as a build, I gathered after his succinct but exhausting tell of what basic kit was like. Props to him sticking to it and his favorite part too, the weathering. Splendid work !!




Another prolific builder, Ben “The Producer” Pada, with his latest group of WIP and finished 1/48 aircraft work. That’s his Tamiya P-38F in PTO scheme, I don’t know off hand which of his Lightnings this is ...





A Tale of Two Germans is all I can tell you at this point for Ben's work. FW-190 for sure is below, maybe a Focke Wulf Project bird above. In any case, more great work in modelling by our Benjamin here.





Ben won Special Award at 2021 NATS for best use of a IPMS Convention Decal (the SEMIcon 1998 one!) As you may have guessed, his last work in the group this month is a Mustang from that same decal grouping. Wrapping us up for April 15th meet coverage will be our first Model Talker, Mr **Cliff Kranz**, grouped below





Cliff's backhoe was fully articulated, which he happily demonstrated. Sorry, no details on kit, scale, etc



Some of Cliff's items had been covered by me recently as he had them at Kastle or earlier SVSM meets so I have organized this issue to only use what space I have left for end result PDF, for newest of his.

Not for nothing that Cliff's nickname on his Club badge when I met him at Moffett Field Hangar One SJSM booth was "Trucker"

As he knows A LOT about a lot of these in all shapes, walks of life. Often directly from his civilian as well as his military service.

I know he gave an excellent short briefing on all these he showed that night.



I believe he had operated or served as crew for many if not all of them, or knew someone who had.

At the Game Kastle meet 10 days later, he was building a model of a truck he used to be using to get to the Club meets, even !

Another marvelous trait of his, that he never seems to ever stop building.

Makes everything, very supportive of all the organizations and causes he is part of, rarely seen him even subdued.



Thank you again, Cliff, for you all have done and continue to do.

More items yet ahead ...



Alright then, just enough room to get two better shots of models he had before but I didn't give good pic. You will learn who 2 Model of the Month winners here were...in the MAY OSS. -mb



UPCOMING EVENTS CALENDAR AS OF 04-30-22

Friday, May 13 2022

IPMS/ Fremont Hornets meeting. (Newark Round Table Pizza) “Be There or Be Square ” is Club Contest Theme

Friday, May 20 2022

IPMS/ Silicon Valley Scale Modelers meeting. “**Boring Return to Normal Functioning** ” is Club Contest Theme

Monday, May 23 2022

IPMS/ Silicon Valley Scale Modelers meeting. **GAME KASTLE** locale.

Saturday, June 11 2022

NNL WEST / West Coast Model Expo SUPER DISPLAY not to be missed! Santa Clara Convention Center

Friday, June 17 2022

IPMS/ Silicon Valley Scale Modelers meeting. “**Boring Return to Normal Functioning** ” is Club Contest Theme

Saturday, June 25 2022

IPMS/SilverWings host **SILVERCON 2022** @ Town and Country Lutheran Church and School, Sacramento

Monday, June 27 2022

IPMS/ Silicon Valley Scale Modelers meeting. **GAME KASTLE** locale

Friday, July 15 2022

IPMS/ Silicon Valley Scale Modelers meeting. “**Boring Return to Normal Functioning** ” is Club Contest Theme

Monday, July 25 2022

IPMS/ Silicon Valley Scale Modelers meeting. **GAME KASTLE** locale

Saturday, August 27 2022

IPMS/ Las Vegas host their “**BEST IN THE WEST**” contest and show, in Las Vegas. Details to follow

Saturday, October 01 2022

IPMS/ San Diego host their model show and contest. Gillespie Field, San Diego CA

Saturday, October 08 2022 (NOTE NEW LOCALE FOR THIS EVENT)

CONTEST & SHOW Hosted by **RENO HIGH ROLLERS** , BPOE Lodge 597, 597 Kumle Lane, RENO NV.
Theme is "The Cold War" with any model subject extant between March 5 1946 and December 31 1991 (The dates of Churchill's "Iron Curtain Speech" and dissolution of Soviet Union) being eligible

Saturday, October 22 2022

IPMS/ Fresno Scale Modelers Contest, Clovis Veterans Memorial District, Clovis CA

Saturday, October 29 2022

IPMS/Antelope Valley Group return with **DESERT CLASSIC** show. **Desert Christian High School, Lancaster**

GO FIGURE – LOOK WHAT’S UP for SEPTEMBER ‘22



STAY TUNED FOR NEWS ABOUT UPCOMING SUMMER AND FALL EVENTS !

STILL PLANNED: OUR MAY, JUNE and JULY 2022 SVSM Meets @ Game Kastle

STAY TUNED FOR NEWS ABOUT MILPITAS PD Community Room for same months

PLEASE SHARE THE JOY OF OUR HOBBY AND FRIENDS

Because it seems sometimes more than a few forget this :

THE ONE TRUE RULE OF MODELLING (if ever there is).

***If you're having fun,
Then you're doing it right.***

Then you're doing it right.



EDITOR
SILICON VALLEY SCALE MODELERS
P.O. BOX 361644
MILPITAS CA 95036
Email : dens25403@mypacks.net

