




THE AFTER MARKET SHEET



VOL. 57A, No.9A WWW.SVSM.ORG DECEMBER 2023

A Publication of the SVSM Chapter of International Plastic Modeler's Society, USA

NOVEMBER, DECEMBER, JANUARY, ALL IN HERE !



***LATE BREAKING NEWS APLENTY !
INCLUDING NEWS OF EVENTS ONLY
TWO WEEKS AWAY INTO NEW YEAR***



DETAIL UPDATES FOR FEBRUARY, MARCH, APRIL AND MAY !

Photos: Mick Burton Build & Text: Kent McClure Helpful Contributions: A Host of Others I Thank You!

“EVEN WILDER POST SCRIPT ENDING TO WHAT TURNED OUT A WICKEDLY GRAND YEAR ”

Literally wound up like a top trying to get this issue out the door with unexpected imminent great news arriving the last 12 hours that seriously could not wait another day. So here on the 29th day of last month of 2023 find myself enjoying the creative chaos that all this has brought my current madness to bear dealing with. Be careful what you wish for? Bring it on

With this issue, now have caught up where I wanted to be which is pretty pleasing at any point in an endeavor one has a passion for. Excited as a newbie just the same, as there is just so much effort underway that 2024 looks like a banner year before having launch. Just had another “returning to the hobby” modeler get into first knowledge of our clubs this week as well learned that indeed, YUBA CITY is hosting a show, so is LAS VEGAS, SVSM is on track for returning in June. More coming sure, but right now it's just so enlivening how much has come to pass since last I was here, OMG! -*fini mickb*



DECEMBER 2023 MEETING –BREAKING NEWS YOU CAN USE

2023 “ PIRATE’S PLEASURE “ GIFT EXCHANGE RESULTS in summary

WE HAD 29 players total (a significant increase)

21 with three gifts to play, 7 with two gifts, 1 with one gift.

STAY TUNED for next month's detailing, but remember, APRIL Club Contest is on
There are 78 potential gifts that can be entered in “120 Day Wonders 2024 Edition”



**JUST LEARNED OF THIS EVENT
and it's FIRST R-9 contest/show of 2024**

DRAGONFEST 2024

Saturday JANUARY 13 2024 at 9AM

**Hope Point Nazarene Church
600 George Washington Blvd Yuba City**

Contact : Brent Shires brentshires1@yahoo.com

TABLE OF CONTENTS DECEMBER 2023 AFTERMARKET

- 1) **MAKING THE BEST OF IT WRAPPING UP NEWS FROM ALL OVER THE MAP and YEAR (resumes @ 2)**
- 2) **EDITORIAL**
- 2) **SUMMARY OF DECEMBER GIFT EXCHANGE NUMBERS AND REMIND OF APRIL CLUB CONTEST**
- 2) **BREAKING NEWS about FIRST REGION NINE CONTEST OF 2024 from DRAGON LADY in JANUARY**
- 3) **FILLING IN THE BLANKS for NOVEMBER SVSM news (runs to 22)**
- 23) **CALENDAR OF EVENTS**
- 24) **A HOAX or HELPFUL NEW MODEL ARTICLE ? TAKE a LOOK and SEE What You FIND (runs to 26)**
- 27) **THE FIRST SVSM CLUB CONTEST for 2024 IS “ COMICS and COMIX ” coming to you FEBRUARY MEET**
- 28) **MARCH 2024 MEETING Club Contest is an Alphabet gambit starring the Letter “ M ”**
- 29) **FLYER for SVSM SUPER AUCTION**
- 30) **UNOFFICIAL FLYER for FRESNO “POST SUPER BOWL BASH “**
- 30) **UNOFFICIAL FLYER for SVSM SV CLASSIC EIGHT “ HIT THE BEACH ”**
- 31) **ENDPIECE reminder FLYER for NNL WEST Show in JANUARY 2024**

NOVEMBER SVSM at MPD: THE FULL BRUNT

NOW FOR A TOTAL LOOK of THAT MEET as I promised in the DECEMBER OSS




Photos/Text: Mick Burton Minutes: Chris Bucholtz

BETTER LATE THAN NEVER, ESPECIALLY WITH GREAT STUFF WE HAD ON TABLE – Now, the minutes:

At the November meeting, we had news of our future meetings – namely, the December Christmas party/theft-fest, and the January auction (a great place for those theft-fest gifts that weren't just right to be put to good use!). We also got word on new contests – Fresno on Feb. 17, Sacramento on May 18, and our own on June 15!

In model talk...

Gabriel Lee is working hard to finish his 1:350 Yankee Modelworks *Balao*-class submarine as the U.S.S. *Sea Tiger* from the movie "Operation Petticoat." It's truly a movie model – the *Balao* class wasn't in service at the time the movie is set, but it's what the studio used for filming.





Bob Meyers had the better part of a large Panzer III collection done.



His Panzer III Ausf D came from the MiniArt kit, and its unreliable suspension was probably the reason for the special maintenance mark on the engine deck.



His Afrika Korps Panzer III Ausf J came from the Airfix kit, with Value Gear and spares box stowage added. He scratch-built the jerry can stowage rack.

Next was a Takom Panzer III Ausf M, built in markings for the Battle of Kursk.





His Panzer Ausf N was marked as a tank in Normandy, where it was used in support of the infantry.

Finally, he had a Tamiya Panzer III Ausf L, which was gray with an overspray of yellow typical of the transition period in German camouflage.





Amelia Bucholtz built Bandai's snap-together 1:2,700,000 scale Death Star II, then applied a wash and dry-brushed the partially-finished station.

Chris Bucholtz has started painting on his Arma 1:72 P-51C, applying the yellow theatre ID bands and the red nose, tail and wingtips. These will all be masked ahead of the application of the natural metal finish.

Chris also spent considerable time adding the vacuformed tail gun position glazing to his Monogram 1:72 B-26-MA Marauder conversion; the tail has a Mini World .30-caliber gun sticking out of it, making it quite vulnerable until painting is done.






Mark Balderrama is building a model of a car he works on, an AE 86. He said the carbon fiber decal in the kit was a pain in the butt.

Frank Babbitt has Italeri's 1:72 Ju 86 in paint representing a Hungarian example. He lost a couple of parts for his kit, but found a donor for those parts at the meeting!



Cliff Kranz's Peterbilt 347 tractor came from Italeri, as did the 53-foot trailer he mated with it. He spray-painted the trailer, in contrast to the brush-painting he often employs.





Mike Meek's Hasegawa 1:48 P-51D has been modified into a racer, with the wing fillets removed and the wingtips shortened. He shot it with Tamiya lacquers for the red color, but intends to re-do the clear coat.





Ron Wergin's 1:72 Panther came from Plastic Soldier Co.; he says it's simplified but great for lazy modeling sessions. Ron may have needed it as a break from his lovely Hasegawa Churchill Mk I with a howitzer.





Ben Pada used MRP paints to finish off his Tamiya P-38F Lightning and to give some color to his Tamiya F4U-1D Corsair and Arma 1:48 Hurricane Mk. I.

He's still in the process of adding weathering to the Hurricane, which he says built up very quickly.



Chris Owczarek built Monogram's classic F4U-4 as a way to build up his skills. He added a pinwash over a final coat of Tamiya acrylics.



Greg Plummer finished the AMT Ford Bronco he entered to last month's orange and black contest; he says it has good fit but is a curbside kit. Greg also had a Porsche 908/3. A Japanese garage kit that had excellent resin parts, Greg said the kit was a little strange.





The 908/3 started as a hill-climbing racer and was adapted into a track racer with an eight-cylinder engine, taking first and second in the Targa Florio.



John Jew used the Dragon 1:35 kit to build an M4A3EA8 Jumbo, adding an Aber gun barrel and Fruimodel tracks and finishing it with Tamiya paints.



His Tamiya Willys Jeep was in his stash for 30 years before he built it and added some spare parts from other kits.



John also built a Tamiya CCKW 2 ½ ton truck, weathering it with layers of MIG pigments and filling the bed with oil drums from his spares box.



Mark Schynert found Fine Molds' 1:72 A7M1 Reppu to be obnoxious in its fit, but he battled it long enough to get it into a service-style paint scheme using Tamiya lacquers.

He says the Tamiya 1:72 Ki-61 isn't a bad kit, but it's been fighting him all the way. He keeps losing pieces – for instance, the intake for the DB601 fell off and had to be replaced by one from a Hasegawa kit. Mark has the Hien in natural metal paint and hopefully, the end is near.



Jack Riggart's Arma 1:48 Hurricane Mk. I received photoetched seat belts and a finish applied with Vallejo Model Air paints.


He said the decals in the kit were some of the best decals he's ever used!





Brian Geyer built his 1:28 Revell Sopwith Camel in 1973, and displayed it at the local hobby shop. A month later, he came into the shop and found the model broken! As a result, he created a diorama of a crashed Camel.






(Editor's Note: The next three items were not in recorded minutes, but the meeting photos taken by Prez and his meager memory will have to do for making sure these contributors are credited, then we resume minutes)



Aaron Rhetta brought this intriguingly finished piece which I will go out on limb and identify as a Gundam. I am sorry I don't have recall of any details as I was presiding over meeting. Many thanks for bringing it though!

I tried to provide at least two photos large enough to bring out the details, as actual model is not very large and my camera shot at macro focus help me bring out the powerful look of this piece when you put eyes on it I hope





Randy Ray brought in this slip case two volume set of books “Son of Sherman”, incredible literature here !

Kent McClure switched things up a little, instead of his usual prolific collection of WIP and finished models, he chose this time to do one of his rare “ in the box “ model sharings. Quite an eclectic mix you might say.



Okay, I have “filled in the blanks” to suit my wish to have November’s delayed coverage be as complete as I may manage, and we will resume the minutes as taken by Chris, where I broke in for this interlude...

And the models of the month went to... two entries: **Jack Rigg**, who employed Tamiya's 1:35 Mesozoic kit to build a small diorama featuring an Oviraptor and a Hypsoliphodon, with an Archaeopteryx peeking down at them from a tree made by Verlinden.



And **Riley Kitchen**, for the Tamiya 1:12 Fireblade CVR1000RR, Riley's first and possible last motorcycle build which featured a myriad of small detailing painting opportunities (all handled with skill!).

-Chris fini

(Editor's further note: Since I chose the two Models of the Month, I am going to indulge my prerogative and include more shots beyond the ones already in December OSS and the one just above. Just warning you all)





UPCOMING EVENTS CALENDAR AS OF 12-29-23

Friday, January 12 2024

IPMS/ Fremont Hornets host their meeting at **HOBBIES UNLIMITED** in San Leandro, CA.

Saturday, January 13 2024

IPMS/Dragon Lady Scale Modelers host **DRAGONFEST 2024 Contest & Show** at Hope Point Nazarene Church, 600 George Washington Blvd, Yuba City CA. Doors open 9AM. Contact Brent Shires : brentshires1@yahoo.com

Friday, January 19 2024

IPMS/ Silicon Valley Scale Modelers meet at MPD (**SUPER AUCTION NIGHT**)

Saturday, January 20 2024

NNL/ West host their **NNL WEST 2024 Car Model Display show & West Coast Model Mart** at the Santa Clara Convention Center, Hall "A". 9am-4pm, admission is \$20 well worth it. Theme is "Anything but 4 wheels"

Monday, January 29 2024

IPMS/ Silicon Valley Scale Modelers meeting at **GAME KASTLE** in Santa Clara

Friday, February 09 2024

IPMS/ Fremont Hornets host their meeting at **HOBBIES UNLIMITED** in San Leandro

Friday, February 16 2024

IPMS/ Silicon Valley Scale Modelers meet at MPD Community Room (**COMIX & Comics Club Contest**)

Saturday, February 17 2024

IPMS/ Fresno Scale Modelers host their contest & model show "**POST SUPER BOWL BASH**" at The Main Cafeteria, Fresno City College, 1101 E University Avenue, Fresno CA. Theme is "NFL Teams"

Monday, February 26 2024

IPMS/ Silicon Valley Scale Modelers meeting at **GAME KASTLE** in Santa Clara

Friday, March 08 2024

IPMS/ Fremont Hornets host their meeting at **HOBBIES UNLIMITED** in San Leandro, CA.

Friday, March 15 2024

IPMS/ Silicon Valley Scale Modelers meeting at MPD Community Room. (**M is for ... club contest**)

Friday, April 12 2024

IPMS/ Fremont Hornets host their meeting at **HOBBIES UNLIMITED** in San Leandro, CA. (TBD, MAYBE)

Friday, April 19 2024

IPMS/ Silicon Valley Scale Modelers host their meeting at **MPD Community Room.**(**120 Day Wonders Club Contest**)

Friday, May 10 2024

IPMS/ Fremont Hornets host their meeting at **HOBBIES UNLIMITED** in San Leandro, CA. (MAYBE)

Saturday, May 18 2024

IPMS/ Las Vegas host their **BEST of the WEST Contest and Show** at Orleans Hotel & Casino, Las Vegas NV

Model Mystery or Full Scale Cruel Hoax ?

These blurry photos, clearly taken by a cell phone, were recently passed on to the Editor ...

Not long after his having received a cryptic email with three textual attachments

what's going on here?



Come along now as he seeks to solve the puzzle he has decided to call:

“ *What Hath Wallis Wrought ?* ”

aka

Or, How Things Mid 20th Century Might Have Gone, Another Model Tale by Kent M. McClure

“A Very British Civil War” is a ruleset by Rob Jones, Steven Mortimer, and Simon Douglas (published by Solway Crafts and Miniatures) for gaming in an alternate universe in which a civil war broke out in England in the late 1930s.

According to them, Great Britain was plunged into a civil war in 1938. The culprit behind the civil war was none other than King Edward VIII. As the Prince of Wales, his conduct after WW1 caused some concern amongst both his father - King George V – and the then British prime minister Stanley Baldwin. This included the young prince's engaging in a number of sexual affairs. When George V died in 1936, Edward was elevated to King. But Edward showed impatience with court protocol and was causing consternation among politicians by his apparent disregard for established constitutional conventions. Note that Stanley Baldwin was the prime minister of a mainly conservative government. Things came to a head when Edward proposed to Wallis Simpson, an American who had divorced her first husband and was in the process of seeking her divorce from her current husband. Prime Minister Baldwin argued that a divorced woman with two living ex-husbands was politically and socially unacceptable as a prospective queen consort. Also, King Edward was the titular head of the Church of England. His marriage to Wallis Simpson would have brought Edward into conflict with church doctrine that disapproved of remarriage after a divorce if the former spouse was still alive. Had Edward not abdicated and pursued his marriage to Simpson, Baldwin and his conservative government most likely would have resigned, causing a general election to be held. Worse case scenario would be Edward dissolving parliament and appointing his own Prime Minister. *Edward was a member of the British Union of Fascists, but did he have enough pull to form a government around that?*

Anyway, I had acquired the Airfix Bren carrier through my usual back door methods (SVSM auctions, eBay, etc.) and it has been in my “bin for collecting dust” for years.



So, I thought that I would come up with something along the “VBCW” lines.



I remember seeing a set of “WW2 battlefield buildings” by Italeri that included a guard’s shack and checkpoint gate. That got the ball rolling.

I knew that Zvezda had a set of hard plastic figures in their 1/72nd range of wargaming figures. There was a British Tommy in the set I was looking at who was at attention and saluting. Just like you’ve seen in the movies. That figure was perfect for what I wanted.

Then I remembered a figure of a woman that was basically in civilian dress carrying a rifle. She was from Caesar’s WW2 Underground Resistance set. It was coming together. I envisioned in my mind how I wanted the things laid out, including a torn “British Union of Fascists” poster.

A quick trip to my local Michaels yielded a very nice base that I could use. I sketched the basic layout on the plaque and envisioned where I wanted the elevation changes. Out came my trusty little tub of DAP DryDex Dry Time Indicator Spackling and I began to make the terrain. I dabbed at the roadbed while it was drying, trying to give it that “chunked up” look. To give that hill effect, I glued down some pieces of insulation foam to build up the hills first, then covered it with the spackle. While the spackle was still a little wet I added the track marks to show road usage, set the footprint for the guard shack, and added the location for the checkpoint stanchions.


The figures were cleaned up, given a bath in mild, soapy water and then painted with acrylics. The Bren driver and the girl had armbands painted on the upper arms to indicate the factions they belong to. The shadow effect was created by giving the figures a coat of Citadel Nuln Oil and then drybrushing the original colors. When dry, the entire groundwork was painted with artist’s acrylics – a medium green for where the grass was going to go and a dark chocolate brown color for the road. When all that was dried 2mm static grass was spread on.

Finally, the road was given a dusting of AK Interactive Earth Effects and a final coat of dullcoat to seal everything in.



- Kent fini


(Ed: Please forgive first part of article, all photos. Kent sent me the straight text, I came up with a "spoofwrap" to make all work out)



FIRST for 2024 !!
SVSM Member's
CLUB CONTEST

Comics AND Comix


FEBRUARY 16



MANGA, GUNDAM, ZAKU, SQUADRON 86, FLINTSTONES (GOLD KEY OR CHARLTON) JETSONS (DITTO) SCOOBY DOO, ALL Of THE MARVEL and DC COMIC UNIVERSE, TUROK, BUFFY, GIRLS IN PANZERS, HELLO KITTY GORGO, STEVE CANYON, BLACKHAWK, THE HAUNTED TANK, SGT FURY, FLASH AND FLESH GORDON, The Simpsons, Futurama, Haunt of Fear, Tales from the Crypt, The Vault of Horror, MAD Magazine, Archie and Jughead, The Phantom, stuff we have never ever heard of, you name it, you build it, you bring it, you could win it !

ALL ENTRIES MUST BE FINISHED to be eligible to win

CASH PRIZES for 1st, 2nd, 3rd (\$25, 15, 10) from your membership Sponsor !!





Martin B-57



Motorcycles

SVSM 2024 MARCH EDITOR'S CLUB CONTEST

An ALPHABET CONTEST = M is For MACROSS, MESSERSCHMITT, MERCURY, McDONNELL, MARTIN, MERCEDES, MUSTANG (FORD AND NA), MYASISCHEV, MIKOYAN, MARTIN-BAKER, MAYBACH, MEILLERWAGEN, MOBELWAGEN, MACE, MULE, MATADOR, McCLAREN, MORGAN, MOTORCYCLE, MARINER, MERCATOR MARLIN, MADGE, MALLOW, MAY, MAIL, MONGOL, may you find your own M-pathy...

Macchi MC-72



Mirage III

MiG-17



Mustang (Red or Blue)





INVITE YOU & FRIENDS

TO

OUR

SV CLASSIC FUTURE

FUNDRAISER AUCTION

CURRENTLY SCHEDULED TO BE HELD ON

OUR MEETING NIGHT OF **FRIDAY**

JANUARY 19 2024

AT OUR MILPITAS MEETING LOCATION

Community Room, Milpitas Police Department, 1275 N Milpitas Blvd, Milpitas CA

Business begins promptly 730 PM & everything must be concluded by 10 PM

ADD TO THE FUN !

BRING AN UNSTARTED MODEL KIT (or two!) THAT YOU WOULD BID MADLY FOR
TO GET BACK, AS A DONATION

NOTE: NO FOOD OR DRINK IS ALLOWED

Queries may be directed to our contact - DENS25403@mypacks.net please allow for 2-3 days response time



Brought to you by IPMS Fresno Scale Modelers

SATURDAY, FEBRUARY 17 2024

Far West Region
IPMS/USA Region 9

At This Locale

**MAIN CAFETERIA
FRESNO CITY COLLEGE
1101 E UNIVERSITY
FRESNO CA**

YOU ARE ALL INVITED TO OUR

Post-SUPER BOWL BASH

IPMS Fresno Scale Modelers are hosting a Post-Super Bowl contest on the weekend following the big game !

Special Award category for any NFL themed entry; i.e. German (Carolina) Panther, Sepecat (Jacksonville) Jaguar to celebrate

(Entries do not have to carry any special NFL themed livery, the name is enough.)

Contest Chairperson's Name:
John Ballman
Phone:
15593946858
E-mail:
john_ballman@att.net

11-10-23 UNOFFICIAL FLYER COURTESY of MIRANDCO

information deemed reliable, accurate but not necessarily complete



UNOFFICIAL FLYER courtesy of MIRANDCO
- Information deemed reliable but not complete



BREAKING NEWS it's Official from Contest Director

SILICON VALLEY CLASSIC # 8

Theme: Hit the Beach !

Being held

Saturday June 15 2024



At Main Dining Room of Fremont Elks Lodge, 38891 Farwell Drive, Fremont CA

10 Junior/ Youth, 46 Senior competition categories currently planned for and several Special Awards which will include besides the Best of Show & Category Standard Issue:

Hit the Beach Award - Best Beach Subject
Stars and Stripes Award – Best Subject featuring Stars or Stripes (not in insignia)

MANY MORE DETAILS and OFFICIAL FLYER IS COMING SOON

CONTEST DIRECTOR & CONTACT: CHRIS BUCHOLTZ email bucholtzc@aol.com

AND DON'T MISS THIS OTHER OPENING EVENT FOR JANUARY 2024



NANI West 2024

Themes:
Trucks, Trikes & Bikes (anything without 4 wheels) • Mustang 60th Anniv.

January 20 • Santa Clara, CA Convention Center
www.nniwest.org


9am-4pm • Model Car Display & Swap Meet • Door Prizes • Admission \$20

PLEASE SHARE THE JOY OF OUR HOBBY AND FRIENDS

Because it seems sometimes more than a few forget this :

THE ONE TRUE RULE OF MODELLING (if ever there is).

*If you're having fun,
Then you're doing it right.*



EDITOR
SILICON VALLEY SCALE MODELERS
P.O. BOX 361644
MILPITAS CA 95036
Email : dens25403@mypacks.net

