



THE STYRENE SHEET

VOL. 57, No. 4 www.svsm.org APRIL 2023



A Publication of the Silicon Valley Scale Modelers, A chartered Chapter of International Plastic Modeler's Society, USA branch.

SVSM MARCHES ON AS DOES THE EDITOR IN 2023



NOW you too, can have a look at how so, here...Photos/Text: Mick Burton Minutes: Chris Bucholtz

At the March meeting, the membership was reminded that next month will see the “120-Day Wonders” contest, open to any model that was received in last December’s gift exchange. Max Balderrama also introduced an Easter egg contest for the same month, which requires you to base your creation on a little plastic egg (which he had available at the meeting).

Besides our region’s upcoming contests, there’s also an opportunity for a display on August 12 at the San Jose Historical Park as part of the annual “Spirit of ‘45” event, which features re-enactors, military vehicles and other historical groups.

See more @ [Page 3](#)

Editor's Ravings – this month's editor, Mick Burton



Shameless plug: www.mickbmodeler.com

“ CLEANING UP ”

With the first quarter of 2023 down already, all around we seem to see folks catching the wind in their sails and clearing out back logs. This summer will see the San Marcos IPMS crew finally getting their chance to shine at first time staging an IPMS Nats, after a hellacious introduction to the not so fun side of that project, with the last minute complete cancellation of their 2020 . National Club Fed (my reference to IPMS HQ et al) has apparently gotten most of the wrinkles out of their recent launch of new administry software and mostly weathered a recent storm of patent ridiculousness “:seeking equity and fairness” trying to subvert our hard won rewritten Constitution, Several R-8 and R-9 clubs have solidly booked events ahead, and we're basking in our 60th club anniversary year -mb

“The EGG-stor-dinary Club Contest” @ 4/21/23 Meet

The short and sweet of it? If your chosen entry vehicle or figure or what have you includes " The Easter Egg offered Free to Compete" at the March 2023 meeting as part of your entry, then it's ELIGIBLE TO COMPETE



In case you didn't see them here are sample images of said eggs with laptop for scale (no banana, sorry)

Examples are left to your imagination as the rules are simple and clear.
THANK YOU to Sponsor **Max Balderrama**



(MARCH MEETING WRAPPED UP FROM page 8)

Bill Ferrante's 1:72 Ju 87G was ready for paint in just four hours of work. Bill's replacing the kit's weapons with 37mm barrels from Master Models.


Laramie Wright says the Tasca Sherman Firefly Composite is nice, but the suspension is a time-intensive section. Laramie's Bucog 6 is a modification of the Tamiya M60A3 with the Israeli additions. He rebuilt the basket with styrene rod and added extra parts for the M60.



Pete Long's fairy godfather from Japan sent him an early shot of the Tamiya 1:35 Panzer IV/70(A), which has the 1994 Panzer IV hull with a new superstructure. The kit has photoetched skirt armor and link-and-length tracks, and it should arrive in stores in April.



Eugenie Ray is laboring on a 1:35 Alan Bison self-propelled gun, which features terrible fit, mis-labeled instructions and labor-intensive individual link tracks.



She's swapping the tracks for a set of Quick Link tracks.

And **the model of the month** goes to... Mike Schwarze, who finished his leprechaun diorama at 6 p.m. this St. Patrick's Day! The leprechaun himself is a Reaper miniature, and Mike scratch-built a crock of gold; the rocks were tan bark and the mushrooms were home-made. *—chris fini*




The Real March (cont'd from pg 1)

In years past, we've had a table or two full of WWII-era models – they can't land a real Mustang or B-29 at Kelley Park, but WE can set those and a lot of other items on our tables!

Talk to Chris Bucholtz about the logistics.

In model talk... Cliff Kranz takes pride in the finish he applied to Italeri's 1:24 Peterbilt truck, which was hand-painted in three applications over a course of several days. Cliff's garbage truck was re-

pped by Round 2 not long ago, and it features a fully articulated compacter section. The truck's bin had structure molded into the insides, but Cliff covered it with .005 styrene because the real one had smooth sides so the trash could be easily pushed out.



Cliff's AMT Ford van was built in 1968 or 1969 while he was in the Army; he's still looking for one of the rear doors.

Cliff started with a pickup truck and used sheet plastic to convert the model to a van.



Kent McClure's plans include two 1:32 car kits from Arii



– a Subaru 360 police car and a Mazda K360. Kent’s also hard at work on a 1:48 Tamiya Ki-84, for which he’s trying to choose a scheme from three different decal sheets, and a 1:72 HobbyBoss Mi-2T “Hoplite,” for which he has a decal sheet from Techmod.



Gabriel Lee completed his *Top Gun: Maverick* F/A-18E, which he built using the decals from Airfix’s dubious *Top Gun* F/A-18C. If he had to do it over, Gabriel says he might go with the Academy kit because the Hasegawas Super Bug is an early version.



Gabriel’s Hornet collection also gained an F/A-18A in Spanish markings; this aircraft was bought from the U.S. still wearing its adversary scheme and which went into Spanish service with those markings.

A third F/A-18 is in the works as another Spanish aircraft that flew in Operation Iraqi Freedom.



Gabriel's USS *Enterprise* NCC-1701-D will hopefully be done by June, even though Gabriel says the AMT kit is horrible.



John Carr picked up the Academy 1:350 kit of the Spanish training ship *Juan Sebastian de Alcano* thinking it would be a quick, easy build. It was not.



John replaced the toy-like deck furniture with scratch-built replacements and rigged the tall ship with brown Eazy Line.



Mark Schynert's AZ Models deHavilland Comet racer is painted black and ready for decals; Mark has yet to replace the propellers, landing gear and canopy, because the kit parts' level of quality are so poor



Mike Schwarze's repeatedly painted and stripped the classic Mr. Gasser kit and is sneaking up on a finish he's happy with.



Mike also had a finished figure of a frost salamander, a Freddy Flameout in the early stages of construction, a scorpion that's primed and ready for paint, and a set of Polish-made superdeformed resin figures he's looking forward

to working on. Mike also had a female figure that is getting ready for re-paint number five.



Greg Plummer is toiling away at the Eduard MiG-21PFM he got at the December meeting; he says it's a nice kit, but the photoetched parts included in it do not fit! He's also nearing the painting stage on his Hasegawa 1:48 Ki-61, which he says is a nice kit for its age.





John Jew gave his Tamiya 1:35 M18 Hellcat a winter whitewash finish.

John used Vallejo acrylics for his model, which was enhanced with Fruimodel tracks and a gun barrel from Aber.


John did a nice job on the figure as well!

Chris Bucholtz found the wing of Arma's 1:72 P-51B a little hard to attach to the fuselage and get it aligned with the tail,

but sanding and filling was made easy by the Mustang's panel line-free wings. Chris added wiring and other detail to the already detailed wheel wells. He's painted and assembled the fuselage, wing and tail of Eduard's 1:72 Airco DH.2; No. 24 Squadron used stripes on the outer struts to identify planes in the squadron, which added to the complexity of the already complex build. Much less hassle has been Eduard's Fokker D.VII, which is about 20 years newer – a little extra detail taken from an abandoned Roden Fokker D.VII project enhanced the cockpit, and the engine and fuselage all fit together beautifully.



Finally, Chris had to resort to dire measures on his Muroc Models AD-1 oblique wings after the blue-and-gold decals down the side wrinkled; he over-coated it with a few coats of Future, then sanded the decals with fine sandpaper before touching it up with ModelMaster cobalt blue.





Ron Wergin pulled his Hasegawa Dewoitine D.520 off the “shelf of doom” and finished it up; it’s hand painted with Vallejo and AK Interactive paints. The kit decals were kind of bad – Ron had to scrape them off the backing paper!


Randy Ray acquired his Dragon 1:48 Fokker E.V at the Christmas gift exchange, and he’s pushing to get it done for next meeting. He painted the plywood wing, put a multi-color

oils-over-acrylic-followed-by-Tamiya-clear-orange finish on the propeller, finished the engine and added lozenge-pattern decals to the interior of the cockpit.

He’s also painted the Spandau machine guns, which are 3D-printed items from Quinta Studios, and scratch-built the seat cushion.



Ben Pada liked Academy’s 1:48 F-5E, but he found the canopy to be very thick. He painted it with MRP paints.



Ben had to adjust the angle of the landing gear on his Eduard 1:48 Fw 190, which wears a finish from MRP and Gunze.

Ben tried Quinta Studios 3D decals for the inside of Eduard’s 1:48 F4F-4 Wildcat; Ben has applied decals three times, with this last application looking like a winner.

(wrapup on page 2)





Congratulations to **Mike Schwarze**
FOR WINNING MARCH MODEL OF THE MONTH



7:00 PM OPEN, MEETING ENDS 10:00 PM SHARP

3rd FRIDAY of Month

APRIL 21 (at TRADITIONAL meeting site)

COMMUNITY ROOM

Milpitas Police Administration Building

1275 N. Milpitas Blvd

Milpitas, CA

HOWEVER DON'T COUNT US OUT FOR THE MONTH

7:30 PM OPEN, MEETING ENDS 9:45 PM SHARP

4th MONDAY of Month (BUILDFEST NITE)

APRIL 24 (at ADDITIONAL meeting site)

COMMUNITY ROOM

GAME KASTLE

SANTA CLARA

1350 Coleman Avenue

Santa Clara, CA

