



THE STYRENE SHEET

VOL. 53, No. 11 www.svsm.org NOVEMBER 2019

A Publication of the Silicon Valley Scale Modelers, A chartered Chapter of International Plastic Modeler's Society, USA branch.



WE THRIVE @ 55 for OUR LAST 2019 REGULAR MEET

THALASSA!

NUMBER 2
-- SEPTEMBER, 1976 --
Jay Sherlock, El Hombre Principal

THE IPMS-SAN JOSE NEWSLETTER

Published about the first week of each month, dependent upon mood, motivation, and money.

EDITOR'S NOTES

Welcome to the second fabulous issue of THALASSA. As promised last time, this is our second monthly issue and we hope to be continuing into the indefinite future.

The mini-contest I announced last month to translate the title got an instant response. The newsletter was mailed Tuesday and when I walked in the house after work Wednesday the phone was ringing. Winner was Doug Summers (after two tries at it) who got a Thaisa Sheraton kit for his research efforts. For most of the rest of you who haven't heard, THALASSA is a Greek word, technically meaning "water". However, in this use we are using it in the sense of its colloquial expressive meaning, which would translate to "frantically" or "at last!". Now, aren't you glad to know that? At least you'll know to say next time you're in Athens.

Finally, concerning financing, a total of four people generously contributed to keep me from going further into hock. One kind soul even chipped in a whole three dollars. My sincere thanks to you gentlemen. Please note I'm naming the people who contributed, this is to keep the threat of the cheater from taking retaliation upon them. How many of you really did keep the first issue unread, anyway?

-JAY-

NEXT MEETING

will be September 17, 1976. Nothing in particular is planned for this meeting, just the usual ball session and business meeting. No monthly theme was announced by our glorious officers. Come to think of it, the monthly theme idea seems to have died a rather quiet death. Of course, it was never meant as a strict guideline anyway, but it was kind of nice to have. Anyone want to revive it? If so, speak up at the next meeting.

SAN JOSE

November 1983

ANNUAL CONTEST

Contest Director Bert Schmittell was certain that his last would bring in the best. This year's contest was held on the 23rd of the month. The contest was held on the 23rd of the month. The contest was held on the 23rd of the month.

WIN \$30.00 (and have fun doing it!)

Three of our members are sponsoring a special contest this month. The contest is a special contest. The contest is a special contest.

NOVEMBER 1983
Mercury Savings, 19376 Stevens Creek Blvd., Cupertino. (near corner of Stevens Creek and Wolfe Rd.)
FRIDAY, 18 NOVEMBER 1983
COOPERATION: 7:30PM; MEETING: 8:00PM

THE STYRENE SHEET

Vol. 29, No. 9 November 1995

Drop it! MPM's XF-85 Goblin up close

By Chris Bucholtz

The XF-85 Goblin looks to modern eyes like a cut-throat and unrealistic design on a non-aerodynamic dead-end. In the late 1940s it was considered a possible solution to a pressing problem.

Old War planners, who saw all too well the vulnerability of concentrated piston-powered bombers, wanted to find a way to provide some measure of fighter cover for the B-36 Fourstar. Such the Goblin in old newsreels in a Lowell Thomas Remembrance show, bobbing and lurching in an attempt to catch the target. Until recently, there were no kits ready worth building of the "Tumble Bee" as MCMCromwell called the XF-85. But MPM, the champion of odd aircraft, has issued a nice 1:72 kit that is a fine tribute to this machine.

The XF-85 looks a little like an Me 163 on steroids, displaying the same sort of broad, swept-outside wing that all the elegance of Lippisch's design was engineered out: the tail is composed of six elements, two of which were supposed to form twin rudders that resemble catfish ears. The pilot sits in a tall bubble canopy, riding a jet engine that's fed by a gaping intake on the nose. And the landing is egg-shaped, as if inspired by *Star Wars*.

While the elegance is gone, the plane shows high on the "fun factor," as Bill Dymally says. It's petite—smaller, in fact, than the Me 163, and its natural metal paint and white trim give it a colorful plane. It looks like an F-46 that just hatched.

The Styrene Sheet is a monthly publication of the Silicon Valley Chapter of the International Plastic Modeler Society (IPMS). Articles and comments should be submitted to Chris Bucholtz, Editor, P.O. Box 360709, Milpitas, CA 95036. Comments may be published only with the written permission of the editor. © 1995 Silicon Valley Scale Modelers.

Everything In Order Editor Attests, Provides Missive Other than October Meet Photos: Mick Burton, Elusive Uschi Text: Mick Burton Meeting Minutes: Chris Bucholtz

THE STYRENE SHEET

Vol. 39, No. 08 www.svsm.org November 2005

William Wisner's "Princess Elizabeth" in 1:72

By Chris Bucholtz

William Wisner holds a unique distinction among American fighter pilots. He is the only man to have ever made ace in two wars and to have won the Distinguished Service Cross three times. However, this record didn't prevent his airplane from being used by the public relations guys for a stunt that infuriated Wisner and later led to the name of his later P-51 Mustang.

Wisner joined the 487th Squadron of the 352nd Fighter Group in the fall of 1943. At the time, the group was flying P-47 Thunderbolts, and on Jan. 29, 1944, Wisner used a first enemy aircraft on the P-47, doing a mission to Frankfurt. In April 1945, he applied the group's nickname, "the Redwings." These were based in a mix of olive gray and natural metal finishes. Wisner's assigned aircraft was 210443, coded HOPV. He had yet to name his aircraft to Max, when the future Queen of England announced a visit to Red Air Force press officer John C. Meyer, the 352nd officer, that an appropriate Mustang might improve the cause of Anglo-American cooperation.

Meyer used the squadron's only unassigned metal Mustang—Wisner's 210443—and the name "Princess Elizabeth" was affixed to the right side of the nose.

When he returned to the base, Wisner was instructed to use the name applied to his plane and even less pleased to be asked to pose with the newly christened fighter. Wisner received a lot of kidding about the name, but when he was issued a P-51D on his return to the squadron following a leave period he named it "What I considered the best color combination—Moonbeam Mustang."

Continued on page 8

THE STYRENE SHEET

Vol. 49, No. 11 www.svsm.org NOVEMBER 2015

A Publication of the Silicon Valley Scale Modelers, A Chartered Chapter of International Plastic Modeler's Society, USA branch.

AND WHAT HAVE WE HERE FOR THIS MEETING?

Editor Spined at Proper Presentation for this Reverse of SVSM October 2015 Meet
Text: Mick Burton Photos: Mick Burton Models: Compliments of those present

At the time of meeting opening, these could have well been "vintage kits at vintage prices, make offer!" These kits had seen some better days, true, yet shown some love in examination inside of several revealed. The contents may not be what you've anticipated (top or roll) yet could be surprisingly outfitted. Some have 2" or 3" kits of some kinds, others had aftermarket, not noted outside, but others would be completely different match.

Continued on page 8

Having missed the October Meeting, the Editor has no photographs for the Minutes within. Notwithstanding that, this OSS is one month from marking end of our 55th year as an IPMS-USA Chapter, and more than 56 years as a Club in continuous operations.

It only seemed fitting that the first of 5 club newsletter covers recalled here is that of one of our Founders, Messr Jay Sherlock. Inside you will find a bit of Old and New, hope you will like it all.



Let's see on page 3...

Editor's Ravings – this month's editor, Mick Burton



“ IT WAS THE BEST OF TIMES IT WAS THE WORST OF TIMES, 2019 INDEED ”

Well I may be mis-applying Mr. Dickens' famous phrase, however I would dare say the year in “the real world” and our scale microcosm of samesuch have had something akin to its sentiments .

At 2019 opening, one of the best NNL West shows in attendance & revenue in recent years, followed by SILVERCON kickoff of the R-9 year with good results. March had SVC 6 with again better trends than ever for our club's long run of hosting shows. First time out Chattanooga folks hosting a Nats event proved a winner for everyone all around. Reno club at 20th annual marked a triumphant high mark for them & Region 9. Yet we also had persistent clouds with the Free Hornets club having to repeat pass on hosting TC-14 this fall, along with cancelled USS Hornet show from IPMS Grey Ghost. Two shows we still had thanks to intrepid folks up in NorCal and down SoCal way had the worst luck with huge fires & power outages damning traffic, dampening enthusiasm to travel... - mick fini

(OCTOBER 2019 SVSM meet minutes are on page 6) (Special Edition Model of the Month page is here...)

Congratulations to

Geoff Krueger

FOR WINNING OCTOBER MODEL OF THE MONTH

With no pictures to show for this, I felt some editorial pain here due to this being someone who had come back to club after being away 24 years ! So, instead I came up with this congratulatory means Which consists of showing in clips where Geoff has been with us in past and where he's been lately

THE STYRENE SHEET

Vol. 29, No. 7 September 1995

Getting Minicraft's M60A3 on track

By Geoff Krueger
Last June, I got to spend a weekend at Camp Roberts with 8 Company, 1148 Armor, National Guard M60A3 unit of Watsonville. Remember that tank at the Watsonville Airshow? Well, that's the unit I'm talking about. What an interesting weekend! Not only did I get hands-on experience as a gunner on the M60, but I received much valuable information from the crew, of which 90 percent or more had served on active duty with the M1 Abrams. There were quite a few M1 Abrams. However, operating around an M1 is a pretty complex thing, and getting to ride around on the field and fighting in an active role is a different matter. I also learned how to "properly" attach the M60 to the vehicle, something which I chose to integrate into my article.



The cover article for September 1995 OSS was contribution by “junior member” Geoff and I include the ending of this piece with a thanks from him back then. On right, piece of minutes from same issue, where Chris B notes Geoff's time with us and departure

That's the kit. If you build it, good luck and may the force be with you.

One last thing: in Vietnam, M48s were fitted with a blade as well. The blade and most of the other components are identical, except there are more external hoses and wires on the M48-mounted blades. With some extensive modifications to the moldboard, you could have a truly unique kit and a neat conversion.

Author's note: I would like to say so long and thank you to all the members (and non-members) of SVSM. I've learned a lot from you guys. August's meeting will be my last as I have joined the Army and will ship out to Fort Benning, Georgia on August 22 for basic training. I've had a blast!

AUGUST MINUTES

At the July meeting, we talked too long about the regional judging committee—we apologize! The vote on that will be put off until September. In other business, HobbyTown USA is holding its twice-yearly contest on September 30. The U.S.S. Hornet is open for tours Thursdays and Saturdays through October 14; they hope to raise \$40,000 to save her from the scrap yard. Thanks go out to Monogram Models, who donated two more of their Pro Modeler edition kits to our raffle, and to D&J Hobby, which contributed five posters. Also, thanks to Paul Ward for the Minicraft kit of the first locomotive, which we auctioned.

Some upcoming dates: Saturday and Sunday, September 16 and 17, San Diego is holding its event (Info: Mark Knowlton, (619) 585-9948). Sunday, September 24, the Region IX meeting is being convened at the Castle Air Museum Banquet Room; Dennis Bruno says he'll try to arrange things so it won't be just a dry business meeting. Plus, there are real airplanes! Everyone is invited to attend. (Info: Dennis Bruno, (209) 673-3208.) HobbyTown USA's contest is Sept. 30. The Regional contest will be in Redding on Saturday, October 21 (Info: Harold Offield, (916) 221-5716). Fremont is holding its contest on Sunday, November 12; call Roy Sutherland for details at (510) 494-9404. And Sacramento is planning their contest for Dec. 10 (Info: Dennis Trimble, (916) 363-6650).

In model talk, Ralph Patino showed that he can actually build a kit (instead of just using sheet styrene) by displaying five neat cars, including two Richard Petty stockers, a 63-1/2 Galaxy and the stock car Terry Bradshaw and Mel Tillis dumped in a swimming pool in the cinematic epic *Cannonball Run*. Geoff Krueger, in his last meeting before trooping off to army basic training, showed a model he'd built before coming to the club, a P-51 by Monogram, and an A-6E TRAM from the Fujimi kit that he'd made after joining the club, showing a seamless (and I do mean seamless) transition between pre- and post-SVSM periods. Geoff also tricked out Minicraft's M60A3 Patton (see story, page 1). Jim Gordon carved a real

If Geoff's name seems familiar to some of you newer folk, here below from my SVC 6 TAMS issue, a center page clip of results may be why:



1st F-14A Tomcat
Mark Glidden Ladera Ranch



2nd F-14A Tomcat "Adversary"
Geoffrey Krueger Castro Valley

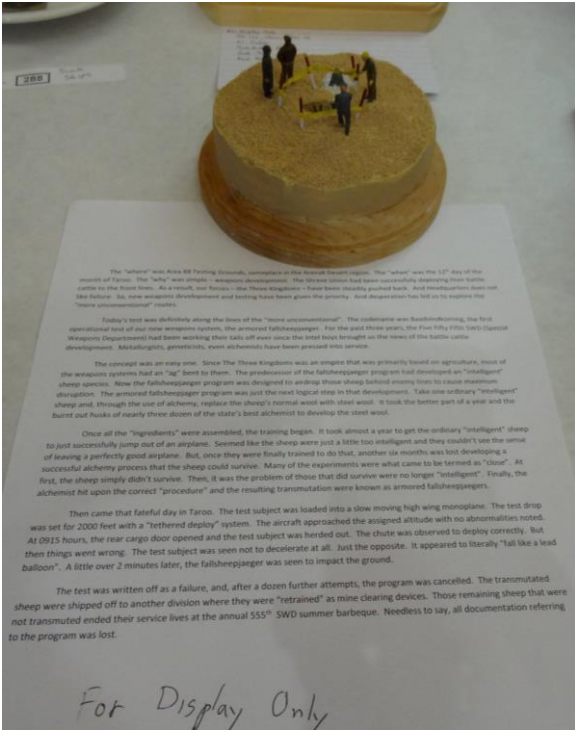


3rd Horten Ho-229B Nachtjager
John "Tex" Valadez Henderson NV

It's Great Having You Back with us Geoff ! You all can find entirety of September 1995 OSS at my archive within mickmodeler.com if you like - mick fini

Editor Is Adding a Memory of Spring SV Classic 6 Then Giving Upcoming Events & October Minutes (from page 1)

As you may recall receiving recently, the **September 2019 TAMS SVC 6 Special Issue** which had some **“Editor’s Favorites”** in a photo essay gallery. Since space and time ran out, not all of them he Wanted to include made it into that issue. SO HERE IS A FEW SELECT MORE ... some shot by Mickb, some others by his much appreciated and patient other half, the Elusive Uschi !



On left, best of my extra shots of this display only item from our own Kent McClure. Above, Uschi's best shot of this intrigue. If you want the full story, you can find it easily enough, it happens that the last regular issue of **“The AfterMarket Sheet”**, dated


November 2017, has this as cover article. The real tale behind **“Armored Sheep”** and no details spared. <http://www.mickbmodeler.com/sheet-archive-2017.php> is the direct link and open the TAMS_NOV_2017.pdf .

Again, on the left, best of my shots of this splendid creative entry by Vladimir Yakubov and on right, evidence that Uschi was just as taken as I with this model work. He took 1st at USA Nats later with this





One of the mini dioramas that ended up with 1st place at SVC 6 in Collections was this one “A Very Different Battle At Sea”. I liked Uschi’s shot of this better than mine, so I include it in my favorites here. The motorcycle and side car definitely had resonance with her, and I appreciated her picture of it all the more knowing she has no great love of war machinery for very understandable personal reasons. This is in 1/72nd, very tiny!



Below is one again very appreciated shot by Uschi for me as none of mine turned out, of this NVPAF MiG-21 in 1/48th. Model is by a long time friend and original Stockton Tomcat (thanks to him and Alan Weber, I am also an alum of that Region 9 club) Mr Bob Phillips. We had almost a sub theme of the Vietnam War, USA years, with entries at SVC 6...



The P2V-7 is a Market Time Operations of USA Vietnam period.

USAF EC-121 nearby caught my eye.





Uschi really enjoyed the wooden model sailing ships and the Disney movie version Nautilus entered. That's her shot above, of the Nautilus. The wooden ship shots are on mickbmodeler.com home page for a limited time gallery.



Above, the least easily photographed of the WW2 mini dioramas that won 1st in Collections. Titled "Corporal Robert L. Brown, Germany, February 4 1945"

Lastly, Uschi and I agreed that the 4 figures in Historical Cats were GOOD!

-mick fini



THANKS AGAIN to
GREG PLUMMER

FOR HIS GENEROUS SPONSORING of

OUR
LAST CLUB CONTEST OF THE YEAR
THIS MONTH OF NOVEMBER

A CHALLENGING CLUB CONTEST

“ S.O.N.S. ”

Which simply translates when expanded, to:

Single Origin National Subject

Simple Rules:

The finished model must be representative through and through, of a single national origin, beginning with the raw material (kit or supplies)

Examples given for Qualifiers:

A Hasegawa or Tamiya Mitsubishi A6M Zero in Japanese markings

A Monogram Pontiac GTO “Judge”

An Airfix Spitfire in RAF service

An Airfix Operation Herrick Land Rover, Supacat Jackal, Coyote

An Airfix Trafalgar Class submarine

A Revell of Germany Class 212 Submarine German Navy

A Revell USA Saturn V

A Monogram Apollo CM or LEM

Of course, these are merely suggestions to give some flavor to the competition in case you are stuck for an answer or unclear on the concept. Any scale, any type and of course, if you care to scratch build, feel free. But make sure the materials are all of the same national origin... for the chosen subject.

Our Club Contest Sponsor has committed to CASH prizes, so he hopes some show!

AND NOW – A COMPLETE (sans photos) RECAP of The October 2019 SVSM Meeting, from the minutes taken there by 2019/20 Club Secretary Chris Bucholtz, on the following page

At the October meeting, we welcomed **Geoff Krueger**, whose last meeting came when he was a junior modeler in 1995! *(The Editor takes this space now to apologize for no pictures, he wasn't at this meeting)*

In model talk, **Bob Meyers** called the Dragon Opel Blitz the best Dragon kit he's ever built. Bob built it and added a Flak 38 20mm gun to the bed, and a trailer pillaged from an Italeri kit for extra ammo storage. The truck's replacement hood just happened to come from an Opel ambulance. Bob also built the new Meng M4A3 Sherman out of the box, with the exception of swapping in some Tamiya tracks and adding the Meng duckbill extensions.

Ronald Ma built two Monogram 1:48 SBD Dauntlesses, one a Coral Sea bird built nearly straight from the box and the other a later Midway-era plane, outfitted with photoetched parts from Eduard. As a bonus, he kept all the operable features!

John Carr is also tackling a kit from yesteryear, namely the Lindberg 1:48 F11C-2 Sparrowhawk. He bored out the plastic engine face from the cowling ring and molded a new engine, scratch-built a new pilot, and made a new windscreen.

Kent McClure took a small herd of Star Wars 1:144 spacecraft (TIE Fighter, TIE Bomber, A-Wing Fighter, Snow Speeder) and removed their armament with the intention of turning them into racers. Kent also had an assortment of game figures, including a couple of sharks, a cave bear, a terror bird, some malevolent-looking flowers. Ken has egg planes of the MV-22 Osprey, MiG-15 and F-4 Phantom II ready for paint, and he's applied AK Interactive paints to the Tamiya 1:35 Valentine, which he says is a very nice kit.

Randy Ray was persuaded by fiance **Eugenie Taylor** to buy and start building Rye Field's 1:35 Type 82e Volkswagen and he says it is a beautiful kit.

Eugenie has completed her 1:144 Academy Space Shuttle, noting that the landing gear were among the few pieces that fit well. She also has her 1:35 Sherman tank in primer and ready for its factory-fresh paint scheme.

Ben Pada built Tamiya's new 1:48 Spitfire Mk. I straight from the box with the exception of Eduard exhausts. He painted the plane with AK Interactive paints and used the Tamiya kit decals. Ben also did a fantastic job on the new Eduard Tempest Mk. V in 1:48. He said the model has a few minor fit issues, but none that are really bad.

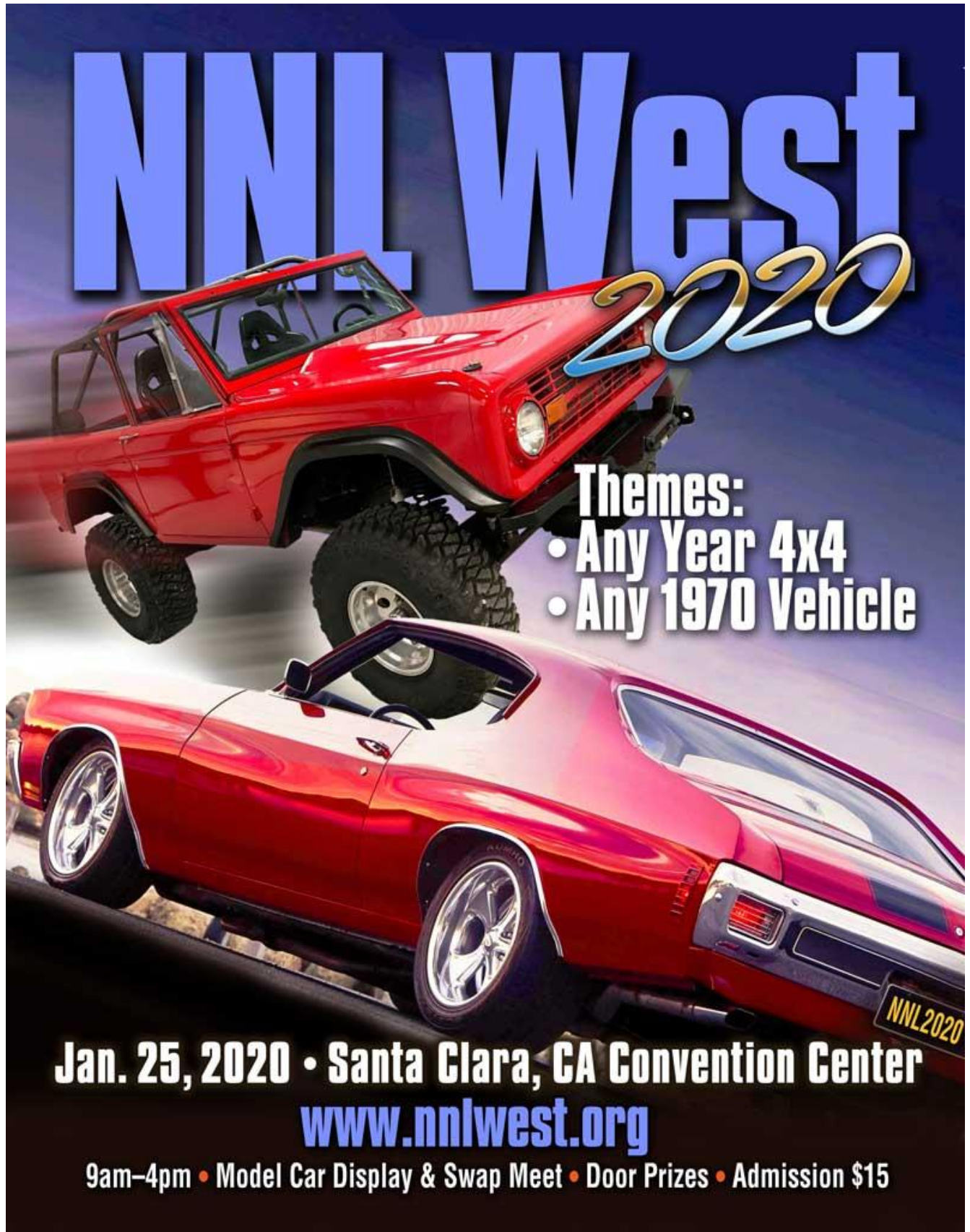
Pat Nichols completed Tamiya's M3 Stuart almost out of the box, adding only a brass .30-caliber machine gun. Pat used Bison Decals markings and Legends stowage to place his Stuart in North Africa in 1943.

Chris Bucholtz had his Eduard 1:72 MiG-15 well down the line toward being painted when his daughter had a mishap with it and tried to fix it with lots of CA glue. Chris chipped and sanded it all off – along with his paint job – and needs to re-scribe it. His 1:20 model of Dorudon atrox has been primed and the surface flaws are being cleaned up before final painting. Chris got the tip tanks on his 1:72 Platz T-33 and has the model nearly ready for paint, and his Frog F-16C Block 52 has its fuselage assembled, with the wheel wells, cockpit and intakes all complete. He's also finished the master for what will be the 1:72 Obscureco F7U Cutlass detail set.

Mike Meek's 1:48 Hobbycraft Sea Fury racer conversion finally has a propeller that looks right – he swiped one from the new Hasegawa Sea Fury! And the model of the month goes to... **Geoff Krueger** and his F-4J Phantom II in 1:48. Geoff started with the Hasegawa kit, then added True Details cockpit parts, Hypersonic canopy details, folded wings from Wolfpack and decals from Furball and the kit. Geoff painted the Phantom in MRP and Alclad paints. *(see page two for final bits of this meeting article)*

AND 2020 promises some full scale excitement to come

STARTING WITH THIS VERY EXCELLENT SHOW



NNL West
2020

Themes:

- Any Year 4x4
- Any 1970 Vehicle

Jan. 25, 2020 • Santa Clara, CA Convention Center
www.nnlwest.org

9am-4pm • Model Car Display & Swap Meet • Door Prizes • Admission \$15

THEN... COMING UP **SATURDAY FEBRUARY 15 2020**

IPMS SILVERWINGS

HOSTS THEIR KICKOFF OF REGION NINE CONTEST/SHOW EVENT YEAR

SILVERCON 2020

TOWN & COUNTRY LUTHERAN CHURCH and SCHOOL
4049 Marconi Avenue Sacramento CA Show Opens at 9AM

FOLLOWED UP BY COMING

SATURDAY MARCH 21 2020

IPMS FRESNO SCALE MODELERS

RETURN TO THE CONTEST & SHOW CALENDAR WITH THEIR EVER APPRECIATED
HOSTING, AGAIN DETAILS AS THEY BECOME AVAILABLE.

AND THEN...

ON APRIL 18 2020

WHAT ELSE, BUT A SATURDAY ?!

The SVSM are hosting their

SV CLASSIC # 7

AT NAPREDAK HALL, IN SAN JOSE.

Themed as:

“ TAKE YOUR BEST SHOT ”

7:00 PM OPEN, MEETING 8:00 PM SHARP

FRIDAY

NOVEMBER 15

At

COMMUNITY ROOM

Milpitas Police Administration Building

1275 N. Milpitas Blvd

Milpitas, CA

EDITOR
SILICON VALLEY SCALE MODELERS
P.O. BOX 361644
MILPITAS CA 95036
Email : dens25403@mypacks.net

