



THE STYRENE SHEET

VOL. 53, No. 2 www.svsm.org FEBRUARY 2019



A Publication of the Silicon Valley Scale Modelers, A chartered Chapter of International Plastic Modeler's Society, USA branch.

New Year Here & We Made Most Of That Holiday Time !




ERSTWHILE EDITOR HAS THE PHOTOS & MINUTES TO PROVE IT WITHIN
Photos: Mick Burton Minutes/Text: Chris Bucholtz/Mick Burton



Let's see on page 3...

Editor's Ravings – this month's editor, Mick Burton



(shameless plug: www.mickbmodeler.com)

**“WITHOUT DOUBT, EDITOR CHOSE TO SKIP EDITORIAL HERE IN HOPES READERS PREFER A FULLER ARTICLE”
Enjoy. – mick fini**

(JANUARY 2019 SVSM meeting article continued from page 8) (Starts At Page 3, skip this for now)



Chris Bucholtz has his Sword 1:72 Gannet AEW.2 on its landing gear; he had to scratch-build much of the gear because it was missing detail and even simple things like axles for the main wheels!

Al Kuhn folded one wing on his Airfix 1:72 F4F-4, which is accurate, since they folded manually. He said the landing gear in the kit was beautiful, but it didn't fit – so he made it fit!



Pat Nichols gave his AFV Club M10 a lot of extra help – Archer gauges for the instruments, Verlinden and

Legends stowage, an RB Models barrel for the .50-caliber machine gun, and more. He crewed it and dressed up the base with a figure and gate from MiniArt, and depicted it in the colorful camouflage that was exclusive to Operation Husky, the invasion of Sicily. **Laramie Wright** contends that Italeri's 40-year-old M47 is still a good model, and his results back that statement up – as long as you reinforce the front axle! He stole parts like the grab handles and the two-part dust cover for the mantlet from a newer M47 and they fit perfectly. Laramie's 1:48 Tamiya Churchill Crocodile is painted and awaits decals and weathering, and his Dragon 1:35 Ferdinand now mounts an R&B barrel and a new mesh grille over the exhaust. He's also nearing completion of Tamiya's M3 Stuart; he thinned out the headlight guards and added straps to the pioneer tools, but he says that otherwise this is a terrific model.

And the model of the month goes to... **Bob Meyers** and his Tamiya 1:35 M551 Sheridan! Bob built a test shot of the new kit for the *IPMS Journal*, and he turned out a stunning model! Some things were a little fiddly, he said, but he enjoyed doing the shields around the .50 caliber machine gun, which he said was quite good straight from the box. He weathered it with rust powders, which mimic the red earth of Vietnam, where this version of the Sheridan saw service. Chris / mick fini


Editor Actually Finishes Newsletter Days Before Meeting! What Wonders of the New Year Will Follow? (from page 1)

At the January meeting... The membership agreed to explore the idea of a 55th anniversary shirt. Chris Bucholtz said he'd bring back information on this at the March meeting. (along with the Prez's head...ed.)



In model talk... Cliff Kranz' armed forces included a Trumpeter 1:35 JS-3 which he built mostly from the box, and two modified Panthers: the never-built Panther II and a second Porsche-turreted Panther.





Cliff also had his Army YCH-1A, converted from a Fujimi 1:72 CH-46, and a “ funny ” tank based on the Grant/Lee chassis.

Cliff was pleased that he had discovered how a cable was linked to the tracks to pull up the vehicle’s boom.





Bill Bauer used a Scale Auto slot car body, combined with a Fujimi chassis, to build the 2014 Porsche 911 RSR, which he says is a modeling “missing link” among racing Porsches.



Despite the slot car proportions and decals that wanted badly not to fit, Bill's finished model is a good representation of the factory team car that competed unsuccessfully in the LM Class.



Frank Babbitt has his Platz 1:72 T-33 assembled and primed as part of the January 2020 group build – he says it builds rather nicely and invites the rest of us to join in!

Gabriel Lee is also making great progress on his Shooting Star; his will be in Bolivian markings.

Gabriel also is immersed in data decal hell with his Peruvian MiG-29, and his Academy 1:72 OV-10A is ready for its freehand camouflage for its Venezuelan scheme.

In more local news, Gabriel's getting close to applying California Air National Guard decals to his Academy F-15C.



Ron Wergin was intrigued by Dragon's styrene tracks, so he built their 1:72 Panzer IVD. It fit well, and he crewed it with Prieser figures.



Ron said he used many French words while assembling Trumpeter's 1:72 Char B, which required a lot of pushing, clamping and swearing.

Kent McClure brought in a small army of gaming figures, many of which he painted for his daughter, including some interesting barrels!

Kent is also embarking on a build of the Aari 1:72 VF-1A Valkyrie kit.





Ken Miller's second Super Guppy came from the Revell/Entex kit, with decals from Vintage Flyer.

Ken also had a lovely Convair 880 on a stand, which he'd been given when Jim Lund abandoned 1:144. Ken built it as the first plane in the 880 program.

Ken also had a semi-tractor trailer in 1:87 scale built up and ready for the NNL; he added mud flaps, taillights and blocked off the floor of the cab.

Ben Pada's armor forays this month explored the Tamiya L/IV assault gun, built straight from the box, a Tamiya Panther that was finished with Gunze paints, and a Stuart that he's just assembled and which he says is a very good kit.

Ben also had the new Eduard Tempest Mk. V; he likes it, but he says it doesn't live up to all the hype.



Brian Geyer just finished the KP 1:72 MiG-15bis and MiG-15 UTI after 20 years of work. He really liked the surface detail, but the cockpit in the trainer didn't fit well at all.


see page two for final bits of this meeting article...)



Congratulations to

Bob Meyers

FOR WINNING JANUARY MODEL OF THE MONTH



7:00 PM OPEN, MEETING 8:00 PM SHARP

FRIDAY

FEBRUARY 15

At

COMMUNITY ROOM

Milpitas Police Administration Building

1275 N. Milpitas Blvd

Milpitas, CA

EDITOR
SILICON VALLEY SCALE MODELERS
P.O. BOX 361644
MILPITAS CA 95036
Email : dens25403@mypacks.net

