



# THE AFTER MARKET SHEET



VOL. 49A, No. 9A [WWW.SVSM.ORG](http://WWW.SVSM.ORG) SEPTEMBER 2015

A Publication of the SVSM Chapter of International Plastic Modeler's Society, USA

## 2015 RENO in September : Another Fun Day in Any Scale



Editor Offering Further Incentive for those Who Still Don't Make Trip to the Reno Contest

*Text/Images by: Mick Burton*

*Great 1/1 Scale Models by: Wealthier Hobbyists Than He*

**One premium of going to the IPMS Reno High Rollers Annual Classic – Walkaround for free on the Stead Ramp !  
(continued on 3)**

*Editor's MisBehavings* – this month's editor, Mick Burton

(shameless plug: [www.mickbmodeler.com](http://www.mickbmodeler.com))

**“Zooming Through The Summer and September: So Glad We Made It, A Little Catchin' Up Now”**

Given that last year at this time, the business of living left me no chance or choice but to scrap producing this issue in 2014 terms, felt it especially painful to be done with all but this page, 4 days before TriCity 11 show I was Director of.



Frustrated, having no answer how to fill this space. Not at all wishing to simply delete, as my solution for publishing. After show? Resolved!

Thanks to realizing there were few items that needed some recognition over recent months, that I had not managed to fit in. Now they form a perfect answer to wrap September.

Ken Miller in July, sent a fine shot of his award winning SR-71 which he liked, as "... one of my smallest model with the biggest plaques". Wrote he wasn't sure if "worthy" of the "Sheet" or the "Buzz". Clear as any would see, well worth view.

Thanks for the sending, Ken!



**You came, you spoke, you voted! The newsletter has been officially named!**

Next up, a belated congratulations to Lester, Ramon and Lee of the IPMS Monterey Bay club. The "clip" you see on the left, is from the July 2015 (the second one then) issue of their Newsletter. Knowing a bit about how much is involved in keeping such a machine afloat, my deep congratulations and admiration to them for adding this to our Region Nine accomplishments to be proud of. Write on, Mbay!

Lastly, on the right, thanks to SVSM Prez Mike Woolson, I knew on a real time basis what the SVC 3 Fund Raiser night was like. A selected picture from the group he later sent me, appears here. My absence from the meeting could be said to have been "excused" as you'll read in this issue. For again, September offered much to do for every weekend of the month. This time thanks to my friends, I was able to make it to all of these. – mickb



**TABLE OF CONTENTS SEPTEMBER 2015 AFTERMARKET**

- 1) **EDITOR'S Short Look at Reno Stead Airfield on HIGH ROLLERS 9-12-15 Game Day for Classic # 16** ( resumes @ 3)
- 3) **EDITOR'S enthused finish recounting Stead Airfield fun of NCAR opening weekend during RHR Classic** ( runs to 7 )
- 8) **BRIEF LOOK AT Reno High Rollers "Home in ' 45 " Classic # 16** ( runs to 12 )
- 13) **OREGON SHOW** is where we go, as 2015 McMinnville Contest/Show is checked out by Road Warriors Three ( runs to 16 )
- 17) **BRIEF LOOK AT EVENTS CALENDAR ( INCLUDES MORE 2016 NEWS )**
- 18) **FS595A and YOU ! Rodney Williams's self titled "confusing tale" of colors, scale models & accuracy** ( may never meet )
- 22) **WW2 SCRAPBOOK SAMPLER** , Courtesy of Rodney J Williams ( runs to 21 )
- 27) **YOU MOTHER ! Reminder** of a very challenging "twin" competition all its own **from a Member of SVSM, for 2016**
- 29) **REPEAT ANNOUNCEMENT 2016 SVSM ANNUAL SHOW the 3<sup>rd</sup> SV CLASSIC " Clock's A Tick'n "**
- 30) **ENDPIECE PROMOTER UPDATED CALENDAR 2015/16 CLUB CONTESTS** by SVSM PRESIDENT & EDITOR

*Editor Review Short Order, 2015 Stead Field Opening NCAR ( from 1 )*

Access to the National Championship Air Race playgrounds will cost you later in the “Speed Week”, but on RHR Contest “Game Day” you may sport about and enjoy a good amount of NCAR folks, vehicles for free.



Above, the mid airfield Race Pylon. At right, the “greeter” Beech twin parked by hangar you turn at to proceed down to pits.

We dropped in first on “Voodoo ” racer. As Jim looked on, Mike caught up on news with the folks who make this bird perform.

The three of us, as usual, then spread out, taking in our favorite singular pursuits and staying in touch by cell phone. We also of course met up again with folks from Region 9 who were there for contest.





Pair of Hawker Sea Furys were a nice study, challenge for my zoom. As was "Rebel" P-51D. Dreadnought, a walkup





From top to bottom: "Strega" P-51 Racer, "Lady Alice" P-51 Racer, and Planes of Fame Race Pacer T-33 Lockheed.





Also not every day one can see a DeHavilland Vampire two seater do some flypasts then cruise on by to display park.



I managed to get one decent shot of her in the air as she came in to land, but these zoom shots are the best of the set.



Whither 4 blades or 5, there is just something undeniably “brutally handsome” about a Hawker Sea Fury like this one



Sea Furies and Mustangs abound yes, definitely. However as I tried to capture here, there's plenty other "eye candy"

The "92" Red Moose ( Yak -11 ) is a simple graceful bit of trainer turned racer, and next to it, a Formula Racer.



Three L-39 Albatros jets took a short series of patterns around as we wandered, I caught them each in landing. Zoom Lens exercise for me, and best shot is below. On the right, a fabulous schemed L-39 I didn't see take to the air, to close





## “HOME IN ‘45”

### *RENO HIGH ROLLERS 16<sup>th</sup> ANNUAL CONTEST & SHOW*


Photos & Text : Mick Burton  
Models: Horde of Skilled Entrants

The Editor missed the 2014 event, due to circumstance beyond control, which amped up desire to make this

A 70<sup>th</sup> anniversary year theme was great touch, as made trophies have a

very cheerful and utterly American motif. Again, High Rollers offered a goodly number of “signature” Special Award items, including their Road Warrior one. Unfortunately this year, I didn’t record who got it and where they were from.

One change to this long running success of an event that I learnt of at arrival, the “new” vendor room. I was in shock, seeing no vendors arrayed tightly against the contest room walls and behind the MC area on the stage. Instead, curtains drawn on the stage, and the aisles on periphery were enjoyable easy to walk around. Seems that last year’s event was a tryout for the excellent relocation within building, and vendors, staff, customers all seemed to be benefitting with this.







By the way, “ Mr Orange “ you see here, is none other than Alumnus SVSM Editor David Sampson, now a proud new Reno High Roller. VERY FINE to renew ties here, David !



This show was extra fun thanks to aspect of “ old home week “, but as always that unexpected variety of entries that make this show so much fun to go to. Here’s just a small selection, in all their glory.





Not really often do I see many Semi tractors in 1/25, rarer still in any variations from stock kitting. So fine!

Another cheering sight, the number of good and in the larger scale, "Air Racers", here at the home of NCAR.



The 1/48 scale Accurate Miniatures P-51A provided basis of this conversion to A-36 Mustang racer "City of Lynchburg", from the 1947 Thompson Trophy Race.

The white F8F Bearcat Racer "Conquest I" was a 1/48 kitting combine of Hobbycraft and High Planes, and well represents this Reno NCAR legend.

Betting this P-40 is "Fantasy" Air Racer... nice one





Another “signature” portion of Reno High Rollers show that I look forward to, is the “Paper” categories they offer and get a strong showing for.

FJ-1 Fury, A-Bomb, Birds or “Minions”, even a small



number of armored fighting vehicles, all scale and all modeled in paper.



Plenty of “normal” plastic models of course, this “ADC Grey” F-4 Phantom in 1/48 was pleasingly clean, simple bird. The 1/32 scale aircraft competition continues to build, this old Matchbox RAN jet was in the running. Tug was sweet.






Then, there was this intriguing and involved hard workout

“ In the year 2067 a small group of scientists from Castle Fresno have discovered through extensive research that the Zombie invasion of 2060 can be repelled. They have revealed that Zombies cannot see the color Orange, that they are highly attracted to and mesmerized by bright blue light. Also, and most importantly, Zombies can be easily neutralized by dousing with High Fructose Corn Syrup. Introducing the 2068 AMC Gremlin Zombie Hunter “ Definitely creative.

As ever, the Reno High Rollers Classic provides all who attend in any fashion, a pleasing and unique day of modelling Fun. The number of pictures and words I’ve put forth here fall far short of capturing the quintessence, but I hope that at least I’ve again piqued your interest in making the trip there for next year. The over 400 pictures I took this year are soon to join past year shows in my gallery which had to be relocated earlier this year, and you may there get larger idea of the true broad scope of this end of summer extravaganza. You can visit those past shows, find when posted, 2015 at this location (my Flickr account ) <https://www.flickr.com/photos/134142390@N03/collections/72157655231466812/>

Below, three more examples of this year’s fine awards from the High Rollers. One of my favorites that I am someday hoping to take home one of my own, the “Ramp Trash” Award, from GrayHawk Productions/Doug Summers. Trainer, Transport, Special Purpose Utility, among others that would roughly qualify for this and fit definitely as “I’d build it”! Doug’s company sponsors several other unique and cool awards every year, this year they included “ SAC Bombing Trophy”, “Aviation Ordnancemen’s Award”, “Top Gun Trophy” and “The Lucky 13 Award” (anything with a “13” connection, say Ryan X-13 Vertijet or Boeing F-13 Superfortress recon bird). Congratulations RHR, another winner !



-mickb fini



## MIGHTY McMINNVILLE – HOME OF AEROSPACE MALL of AMERICA



Text/Pictures: Mick Burton    1/1 Scale Models : Evergreen Aviation & Space Museum    Other Scale Models: Many Entrants !



Saturday, September 19, 2015 was the date for the excellent OHMS & Portland IPMS hosted Scale Model Contest & Show, inside the Space Museum Wing of the Evergreen Air & Space Museum. At top, a model of the entire locale...

I've included architect model as a reference item, to better bring home "Aerospace Mall of America" framing which is my own odd manner of terming this spectacular locale. The Space Museum is the last building on far right, shot above. The C-9A Nightingale directly in front of it will also locate it handily for you, and also provide sense of scale here.



It is a fair walk to your left after you enter building, to reach vantage point on left, where the contest just barely visible in sight. The floor space taken extended behind the F-15, MiG-23 you see in front of you. The next five photos may give you a better idea, and remember series is

shot prior to registry close, so tables aren't yet full up here !





Among the early arrivals was this real pleaser for me, which I'd got a compliment from the modeler of, as I recognized his sweet genius naming "USN post war AirSea Rescue/Patrol" version of Hughes HK-1 Hercules. Say hello to the Hughes HU-1B "Nene"

Note ASR life boats underwing , button radar nose, and less obvious mod, "Albatross" style amphibian landing gear .



Being this museum is home to the 1/1 prototype, seemed very apropos to me.



Another hit with me , for more than one reason, was this 007 "conversion" .

There were SO MANY entries by end of the day, spread out nicely about, I just shot general views or particular favorites. Much too much like work to try documenting whole show.

This 1/32 HK B-17G was attractive !




I really enjoyed this execution of Cessna 180 from old kit into modern jump replica





This “SteamPunk” themed bit of absolutely industrious work in model art, kept me and other folks in deep effort, viewing !



The artistry and skill on display throughout the day utterly made getting to this show again ( I’ve been here several times ) worth the effort. Particularly, after the promotion I gave this event to a



first time show visitor Marty Sanford, seen here at left with the Curator of Museum and a show host. I had learned of Marty’s plan to show up here for his inaugural, on the flightline the prior Saturday, at RENO High Rollers Contest & Show, you see.

We both got the latest intel on the aircraft that would be leaving this Museum as are “a now sold item” ; straight from person most affected.

As well to learn that some of the host club folks had a crazy idea *NOT TO HOLD* this show here, next year !!

Returning from offsite eats found Marty and others on



the outside, apparently due fire alarm pull so total evac of building ! Below, in center: Larry Randel, Contest Director. Whom you see is hard at compiling results even in the chaos of this unplanned event. Larry just retired as IPMS-DLC



Well, thanks to fire evac, we found Woody Yeung and got dinner – *mick fini*





*UPCOMING EVENTS CALENDAR AS OF 09-29-15*

**Friday, October 09 2015**

IPMS/Fremont Hornets monthly meeting. Main Theme is “Did We Survive The TriCity XI ? “ for plan right now.

**Friday, October 16 2015**

IPMS/ Silicon Valley Scale Modelers monthly meeting. President’s Club Contest Theme “ Keep On Truckin’ ” *AND* Presidents Club Contest theme “ Focke Wulf Fall “ (moved out a month further due to SVSM FundRaiser)

**Saturday, November 07 2015**

IPMS/ Antelope Valley Group host Desert Classic 18, Theme is “Nifty Fifties ” AV College, Lancaster, CA

**Saturday, November 07 2015**

IPMS/ Dragon Lady host their returning Invitational Contest & Show. VFW Hall Post 4095, Olivehurst, CA

**Friday, November 20 2015**

IPMS/ Silicon Valley Scale Modelers meeting. Editor’s Club Contest Theme “ Get Tanked ”

**Friday, December 11 2015**

IPMS/ Fremont Hornets monthly meeting.

**Friday, December 18 2015**

IPMS/ Silicon Valley Scale Modelers monthly meeting.

**Friday, January 8 2016**

IPMS/ Fremont Hornets monthly meeting.

**Friday, January 15 2016**

IPMS/ Silicon Valley Scale Modelers meeting. Editor’s Club Contest Theme “ 1916 ”

**Friday, February 19 2016**

IPMS/ Silicon Valley Scale Modelers meeting. Editor’s Club Contest Theme “ Heinemann’s Heroes ”

**Saturday February 20 2016** IPMS/Silver Wings host Silvercon 2015 (really !)

**Saturday, March 12 2016**

NNL West host 2016 show themed “Trans Am : Pontiacs and Original Racers”. SCCC Hall A, Santa Clara.

**Friday, March 18 2016**

IPMS/ Silicon Valley Scale Modelers monthly meeting.

**Saturday, April 02 2016**

IPMS/ SV Scale Modelers host their **SV Classic # 3**, Theme “Clock’s a Tick’n” at Napredak Hall, San Jose.  
See [www.mickbmodeler.com](http://www.mickbmodeler.com)

**Saturday, May 28 2016**

IPMS/ Sonoma County & Mt Diablo host **HOBBY EXPO 2016** making it at Wells Fargo Center for the Arts.  
TBA for theme and other details.



## **“ FEDERAL STANDARD COLORS FS-595A ”**

### **A CONFUSED STORY BY: RODNEY J. WILLIAMS**

The late Matt Matsushita and I went together to the IPMS/USA National Convention in 1988, which was held in Dayton, Ohio.

The host chapter of said convention was selling copies of the “Federal Standard Color FS-595A.” The booklet was about 10” long x 2” wide and contained 10 color chips on each strip. The booklet contained 57 strips so there were 570 different colors to look at.

This color chip chart was unknown to us and we were amazed to find out that there were that many colors that our Army and Navy painted on their planes.

During the convention we took some time one day, breezed through our booklets and we were shocked to find out that some of Matt’s color chips did not match mine and vice-versa. We went back to the sales table and were informed that most times, these book colors *never* matched up perfect. SO BE IT !

As the years went by, I was able to acquire other printed color chip cards and “foldouts” from different model paint companies like Floquil, Tamiya, Mr. COLOR and Testor Model Master. To my surprise, you get confused real quick , *as not one* “printed color chip” matches up to some other paint company’s color chip.

Let us go buy some model paint of the same color from several available companies over at D & J Hobbies, located in Campbell, CA.

Matt and I got the colors, finding not one company’s color matched up with the other company’s color; (eg: Tamiya vs Mr. Color or Floquil).

Matt was building a 1/72 scale Japanese “Judy” fighter plane while I was working on a 1/48 scale Japanese “Zero.”

After we “air-brushed” paint on our models with our own paint selections, we got together later. We then compared our models to one another. Both aircraft were painted a green color on top and a grey color on the bottom.

Well, to our surprise my color of green did not match his color of green, nor did our grey colors match up as we used different company's paint.

Matt knew the late "Master Modeler" George Lee, so we took our models up to his home in Castro Valley, CA. He informed us concerning paint colors and related the following:

***"IT IS NOT WHAT COLOR YOU PAINT THE MODEL - IT'S HOW WELL IT WAS APPLIED."***

A few years later, above statement was "reinstated" at an IPMS judge seminar by the head judge, Wayne Wachsmuth. We were informed that in the previous year, a couple of judges were debating color that was applied to a contestant's model. The one judge had his "color-chip" book with him and they were looking at it. He said that it was the right FS color, while the other judge disagreed.

We judges were informed by Wayne of the following information:

*"If I see any judge with a "color chip book" and/or that he is debating the color on any model that the following will happen ":*

First off; you will be kicked off the judging team and you may lose your membership in the IPMS-USA.

Wayne further stated this information: *When I was driving fighter jets in 'Nam, several times the ground crew had to repair and replace aluminum panels on our aircraft. Not once did I ever see the new paint match up to the older paint that was on our aircraft.*

Today, August 9, 2015 leaves "us" the choice to select a color of paint to paint our models, but most important of all is that we should remember George and Wayne's statement:

***"IT'S NOT WHAT COLOR YOU PAINT ON YOUR MODEL IT IS HOW WELL IT WAS APPLIED. "***


As your past contest director and head judge for SVSM from 1987 to 2002, I experienced many things during my sojourn through the Silicon Valley Modeler's association. Including many years of my judging for the IPMS national organization.

As a retired professional Cinematographer with over 60 years experience in motion picture production, including video taping and still photography (black and white and color), I know a little bit about photos being published in paper print. I operated my own "dark-room" from the late 1940s to 1970, whereby I developed my own film, including the printing process.

From 1971 until 1983 I worked in television. There I had to expose 16mm movie film, process and edit the films for CPB/PBS-TV and local San Francisco Bay area merchants TV-Commercials. These assignments included lots of still photographic assignments, which involved processing the film and making prints in black and white, including color.

The enclosed photos came from my WW-II scrapbook that I collected from 1940 to 1954. These paper prints came out of airplane magazines and went directly into my scrapbook. They have not been exposed to \*4200K or \*6500K light for any length of time that could wash out their colors.





THIS CORONADO IS SETTING OUT ON A PACIFIC PATROL. THESE BIG BOATS HAVE SHOT DOWN MANY JAP ATTACKERS.

- \* 4200K equal's tungsten inside lighting generated by electricity.
- \* 6500K equals light from our sun.
- \* The "K" stands for Mr. Kelvin who invented and published the lighting system that we have today.

Look close at these digital reproductions: note that the whites seem to be white and the same for red and black colors. The Army's Olive Drab, the Navy's Sea Blue colors do not match up with any colors in my FS-595A Color Chip Book. The colors do not match up with any of my other color-chip print-outs.

I don't recall when color photography was invented but I went to see the movie "GONE WITH THE WIND" in 1939.



DECK CREWMEN PULL-THROUGH A HELICATS PROP BEFORE STARTING ENGINE

The color was fantastic, therefore I surmise that most all movie film and still photos that were produced during WWII were of top quality. The George Eastman Kodak Company would not have it any other way. In those days you sent your exposed movie film and still photographic film to their factory that was located in Rochester, New York/USA.

The end of the story is at hand so just make sure you apply your paint properly.

Happy Painting,

Rodney J. Williams, Master Modeler  
Life Member SVSM 1984-Present  
Life Member Fremont Hornets 1984-Present  
IPMS/USA Member 1984-Present #21268  
Member: The Society of Air Race Historians. 1984-Present  
+++++



This is one of 1,107 photos from my WW-II Scrapbook.  
COPYRIGHT 1945-2010 ALL RIGHTS RESERVED.  
Rodney J. Williams: fox17439@gmail.com  
My CD is for sale: USD\$25.00.

© National Geographic Society Kodachrome, U. S. Navy, Official  
**Closely Spotted on Deck Aft, Hellcats and Avengers Warm Up Prior to Take-off**  
Flight operations from a carrier are complicated because pilots cannot land and take off at the same time. During launching, planes are placed aft. Before landing others, they must be flown off, moved forward, or stowed below in the hangar. Men standing by wheel chocks must be alert to whirling propellers overhead.


BTW: Copies of my WW2 Scrapbook are for sale @ \$25.00 each which includes postage, insurance and a tracking number. Five dollars. (\$5.00) of each sale will go to our SVSM club treasurer Bill Ferrante, so he can use the money on club events.

The sale of the WW2 Scrapbook CD: We need a club volunteer to collect said funds from you and keep \$5.00 for SVSM then send me the rest of the money.

I will make the CDs and then send them to one address in the San Jose, California area. The CDs will be produced and sent within a seven, (7) day period. There are 1,107 images on my WW2 Scrapbook CD.

© August 9, 2015 x RJW


# SELECTED SAMPLE IMAGES *from* RJW's WW2 Scrapbook CD



AIR TRANSPORT COMMAND VETERAN IS THE CONSOLIDATED LIBERATOR EXPRESS. (C-87).




A CATALINA COMES ALONGSIDE A SEAPLANE TENDER IN THE ALBUQUENIANS TO REFUEL.



*Now, a look at other than USA/USN :*




ONE OF THE RUSSIAN AIR FORCE'S NORTH AMERICAN MITCHELLS (B-25J).







AN RAF HAWKER TYPHOON TAXIES FROM REVIEMENT AT ADVANCED BRITISH AIR BASE.





## YOU MOTHER – JUNE 2016 SVSM Member’s Contest Theme



A rare and creative direction for competition with a wry titling ! Will be aeronautical in approach, but requires some forethought as you must plan for Mother & Child. Check it out.

Per Member who came up with this fiendishly fun scale fight, qualifying contesting entries are listed below.

Note, they **must be finished** to be award eligible, and **“in combo”**, **not single ships**. Pylon references plus any requisite modeler tech to produce, not considered being outside your skill sets by the Member Sponsor.

### LIST:

EB-29 + (X-1, X-2, D-558-II, XF-85) (Actual designation for “Fertile Myrtle”=P2B-1S)

EB-50 + (X-1, X-2)

NB-52 + (X-15, X-24A, X-24B, M2F2, M2F3, HL-10, Pegasus)

L1011 + Pegasus LV

Short Mayo Composite (Seaplane, AirMail Service)

DC-130 + (Firebee drones, other Ryan products of more “secret” nature)

747 Shuttle Taxi + (Shuttle Orbiter)

SpaceShip One & White Knight

German Mistels (real or proposed) series

Short Mayo Composite (Maia-Mercury)

FICON (RF or F-84 with GRB-36)

JB-36 Ferry (in transport of XB-58)

Tupelov ANT TB-1, TB-3 Zveno Project

Lockheed M-12/GTD-21 Blackbird combo

Project Tip Tow EB-29/EF-84 combo

Project Tom Tom B-36/EF-84 combo

Leduc 022 with her mothership

Byrd’s Antarctic Land Cruiser with Staggerwing

B-52 with GTD-21B

Dornier with Me-328

I-19, I-21, I-25 (sub carrier plus E14Y Glen)

I-400 (sub carrier plus Aichi Seiran floatplane bomber)

G4M Betty (when outfitted with an Ohka suicide bomber)

Sponsoring member suggests reference to [https://en.wikipedia.org/wiki/Mother\\_ship](https://en.wikipedia.org/wiki/Mother_ship) for anyone seeking additional guidance or an idea where maritime/land options lie.

There you have it, now get two it ! You have a year (more or less) to get ‘er done.

**COMING THIS SUNDAY AND DON'T YOU MISS IT !**



# TRI-CITY CLASSIC 11

Scale Model Contest and Exhibition



**Sunday, September 27 2015**

Milpitas Community Center 457 E Calaveras Blvd. Milpitas, California 9am - 5pm

50 Categories of Competition in Aircraft, Autos, Figures, Ships, Military Vehicles, Space & Fictional, and Paper Kits !



**"THE GOOD GERMAN"**  
(anything German or directly related)



NEW Special Awards in addition to traditional First/Second/Third place are:

“ The Desert Fox ” Award for Best Entry befitting the Contest Theme

“ Vengeance Is Mine ” (three awards for: Best “Marine”, Best V-Weapon, Best “Bulge” (not limited to German either)

“ A New Germany “ Award for Best Post 1945 German subject

Plus these: “ At Dawn’s Early Light ”, “ Best Straight Wing Jet ”, “ Mightiest Mercedes ” “ Best 1/48 WW2 A/C “

Also: Vendors, a raffle and other fun items announced on day of event!

**Free Admission** to all spectators!

Contestant Entry: \$ 10 for modelers 18 & older w/ TEN model entries or less (\$1 each additional entry) All modelers 17/under, FREE/unlimited entries

For Vendor Information, contact Lou Orselli by phone at (510) 481-7335 **VALID CA SALES TAX PERMIT REQUIRED**

Email Contest Director Mick Burton directly at [DAZE61283@mypacks.net](mailto:DAZE61283@mypacks.net) with “Tri City 11 Contest” on subject line

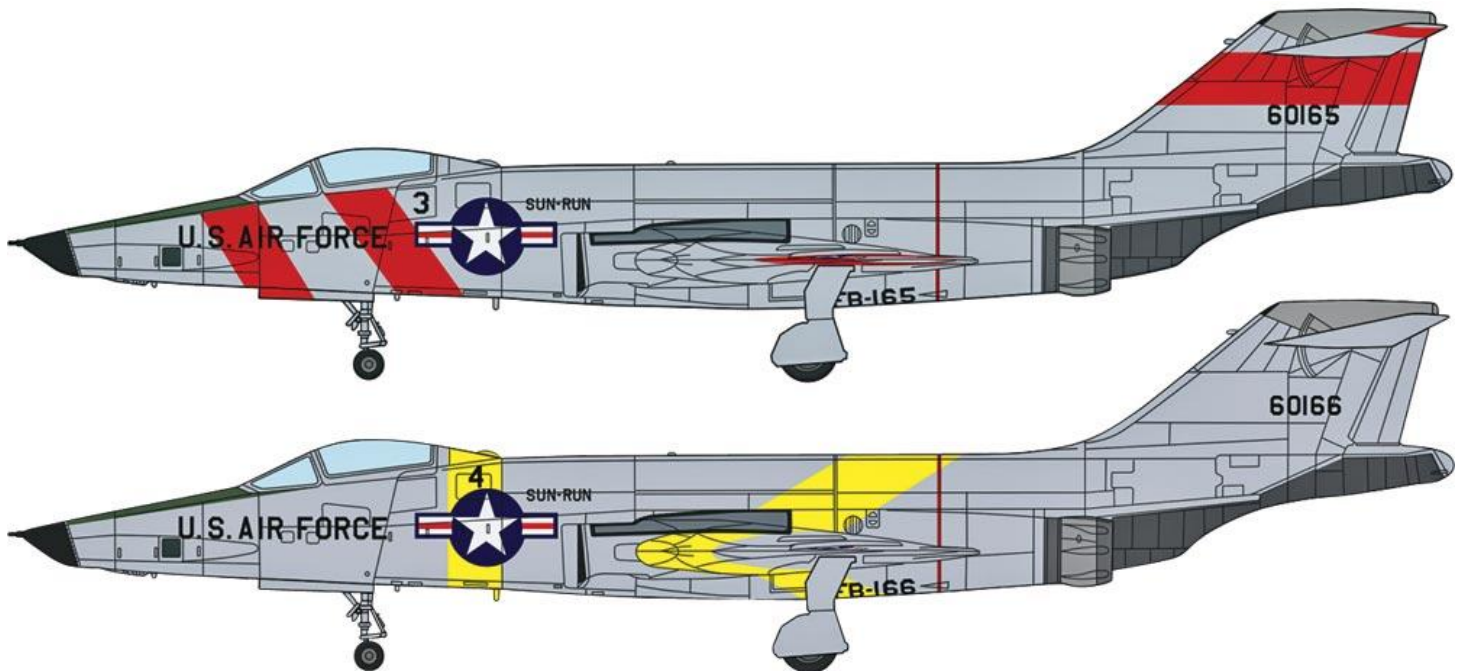
**DON'T FORGET THAT ONE OF THE SPECIAL AWARDS “ ON OFFER “ WILL BE THIS ONE :**



# COMING UP FAST IN SPRING OF 2016 !

Saturday April 2 2016

**THIRD Silicon Valley Classic, hosted by SVSM, at Napredak Hall,  
770 Montague Expwy, San Jose Ca 95131**



ZOOM CLIMBS – CUBAN MISSILE CRISIS – LAND SPEED RECORDS – OPERATION SUN RUN – DRAG STRIP & AIR RACING

## Theme is : “*Clocks a Tick’n*”

(see [www.mickbmodeler.com](http://www.mickbmodeler.com) for more details on this).

Vendors, contact CD Mike Woolson at [swingwingklvk@gmail.com](mailto:swingwingklvk@gmail.com)

Please note, CA tax permit required and **also be advised** number of tables is **limited**

**CONTEST ENTRANTS BE ADVISED**

There will be a SUBJECT of HONOR given in the name of Steven & Anita Travis

The award winning model may not necessarily be a placer in a category

Will be selected by Judges on qualifying basis of what S&A Liked, Built, or Thought was “Different”

LITTLE OUTLINES of CLUB CONTESTS for FALL/WINTER

**SVSM PRESIDENT'S CONTEST THEME OCTOBER #2 2015 "Focke Wulf Fall "**

The exact 'elaboration' to me by President Woolson: Self explanatory.



**SVSM PRESIDENT'S CONTEST THEME October #1 2015 "Keep On Truckin' "**

The most basic 'elaboration' for now: Civilian, Military trucks in all forms. Emergency vehicles like Tow & Fire truck

**SVSM EDITOR'S CONTEST THEME November 2015 "Get Tanked"**

The most basic 'elaboration' for now: This is the "birth year of the Tank". Armored with that knowledge, finish up ! The exact interpretation for me allows one to play in the prior month's club contest themed by President Woolson, with a few clever turns of the wheel. Think along the lines of TEXACO, WHITE TRUCK COMPANY or M29C... or if you still aren't getting it, for the aircrafters one way to play in this yard is think KA-3, KC-135, KC-97, get it now?

**SVSM EDITOR'S CONTEST THEME JANUARY 2016 "1916 "**

Another Centenary, for our opener club contest. Rock simple decision for entry making. Did your subject exist in the Year 1916 ? If the answer is Yes, you're done and just need to wait til meeting night. If No, then GET OUT AND DO SOMETHING ABOUT IT...like BUILD or FINISH a MODEL that fits into the year. Plenty to choose from, easily.

**SVSM EDITOR'S CONTEST THEME FEBRUARY 2016 "Heinemann's Heroes "**

This theme is a favorite of the Editor and was brought about at the behest of another long time SVSMer who's fan of Edward Heinemann, the genius aeronautical designer of Douglas Aircraft company. More "explication" will be ahead, for now just try to FINISH anything along lines of A-26/B-26/JD-1, F-3D/F-10, A-3D, A-4D, B-66 for few examples.

-Mickb

---

PLEASE SHARE THE JOY OF OUR HOBBY AND FRIENDS

Because it seems sometimes more than a few forget this :

THE ONE TRUE RULE OF MODELLING (if ever there is).

*If you're having fun,  
Then you're doing it right.*

