



THE AFTER MARKET SHEET



VOL. 51A, No. 11A WWW.SVSM.ORG NOVEMBER 2017

A Publication of the SVSM Chapter of International Plastic Modeler's Society, USA

"Kent Provides Sheepish Look at Future War"



Let's see on page 3...

Editor's MisBehavings – this month's editor, Mick Burton

(shameless plug: www.mickbmodeler.com)

“AGAIN, NO THAT DOG DIDN'T EAT MY HOMEWORK (BUT ANOTHER GOOD REASON IS LATE...)”

This TAMS is a bit past my schedule, a different time warp entirely from last month's boondoggling (*see, a dog...*)

THANKS to PETER LONG I CAN SHOW PREVIEW OF WHAT ELSE WAS HAPPENING LAST SATURDAY (congrats to you, by the way), so again I have proof I have been busy and would have been late in any case BOO YA Here is a FEW SNAPS OF the VERY SUCCESSFUL and BUSY ANTELOPE VALLEY DESERT CLASSIC 21



OKAY it has been another busy month now onto November which reminds me, keep smiling and *MOVE OUT* - mickb

TABLE OF CONTENTS NOVEMBER 2017 AFTERMARKET

- 1) **NOVEMBER MARKS OPEN OF FALL SHEEP SEASON** as **OUTLINED** by **KENT McCLURE** (resumes @ 3)
- 3) **REALLY NICE FUTURE !** COME SEE What **KENT McClure** Has **DOCUMENTED PRECOGNITIVELY** (to 11)
- 1x) **EVENTS CALENDAR**
- 1x) **SJPD Model Display Project Reminder INVITATION** to Participate, do **Public Outreach** with member **John Carr**
- 1x) **CLUB CONTEST 2017 OCTOBER GETS COVERAGE WITHOUT EDITOR PRESENT – SCARY !** (runs to 19)
- 2x) **Review of USS HORNET MUSEUM & IPMS Silver Wings** hosted **Open Cockpit Day & MODEL EXPO** (runs to 19)
- 2x) **MODEL DISPLAY CASE STUDY : MEMBER JIM LUND DOES IT RIGHT ON in OCTOBER** (runs to 32)
- 3x) **CLUB CONTEST 2017 OCTOBER & NOVEMBER PROMOTION**
- 3x) **FIRST R-9 CONTEST** of 2018 is **SILVERCON 2018 “THE WORLD AT WAR”** see **FLYER**
- 3x) **ENDPIECE TEASER** and reminder of **ANNOUNCED SVSM CLASSIC FIVE** for 2018 to be held in **MARCH**

As If FROZEN TURKEYS FROM HEAVEN Weren't FRIGHTENING ENOUGH, BRILLO BOVINE COUSINS STRIKE Earth (from 1)



“Every Picture Tells A Story, Don’t It ? ” So,with Apologies to Rod S, Kent M :

The “where” was Area 88 Testing Grounds, someplace in the Arenak Desert region. The “when” was the 12th day of the month of Taroo. The “why” was simple – weapons development. The Shreve Union had been successfully deploying their battle cattle to the front lines. As a result, our forces – the Three Kingdoms – have been steadily pushed back. And Headquarters does not like failure. So, new weapons development and testing have been given the priority. And desperation has led us to explore the “more unconventional” routes.

Today’s test was definitely along the lines of the “more unconventional”.

The codename was Baadvindkoming, the first operational test of our new weapons system, the armored *fallsheepjaeger*. For the past three years, the Five Fifty Fifth SWD (Special Weapons Department) had been working their tails off ever since the Intel boys brought us the news of the battle cattle development. Metallurgists, geneticists, even alchemists have been pressed into service.

The concept was an easy one. Since The Three Kingdoms was an empire that was primarily based on agriculture, most of the weapons systems had an “ag” bent to them. The predecessor of the *fallsheepjaeger* program had developed an “intelligent” sheep species. Now the *fallsheepjaeger* program was designed to airdrop those sheep behind enemy lines to cause maximum disruption.

The armored *fallsheepjager* program was just the next logical step in that development. Take one ordinary “intelligent” sheep and, through the use of alchemy, replace the sheep’s normal wool with steel wool. It took the better part of a year and the burnt out husks of nearly three dozen of the state’s best alchemist to develop the steel wool.

Once all the “ingredients” were assembled, the training began. It took almost a year to get the ordinary “intelligent” sheep to just successfully jump out of an airplane. Seemed like the sheep were just a little too intelligent and they couldn’t see the sense of leaving a perfectly good airplane. But, once they were finally trained to do that, another six months was lost developing a successful alchemy process that the sheep could survive. Many of the experiments were what came to be termed as “close”. At first, the sheep simply didn’t survive.

Then, it was the problem of those that did survive were no longer “intelligent”. Finally, the alchemist hit upon the correct “procedure” and the resulting transmutation were known as armored *fallsheepjaegers*.

Then came that fateful day in Taroo. The test subject was loaded into a slow moving high wing monoplane. The test drop was set for 2000 feet with a “tethered deploy” system. The aircraft approached the assigned altitude with no abnormalities noted. At 0915 hours, the rear cargo door opened and the test subject was herded out. The chute was observed to deploy correctly.

But then things went wrong.

The test subject was seen not to decelerate at all. Just the opposite. It appeared to literally “fall like a lead balloon”. A little over 2 minutes later, the *fallsheepjaeger* was seen to impact the ground.

The test was written off as a failure, and, after a dozen further attempts, the program was cancelled. The transmuted sheep were shipped off to another division where they were “retrained” as mine clearing devices. Those remaining sheep that were not transmuted ended their service lives at the annual 555th SWD summer barbeque. Needless to say, all documentation referring to the program was lost.



The Inspiration Behind:

Or should I say the motivation behind the vignette. Basically, it all started with the infamous “battle cattle” figure that I did way back in 2001. Having done the figure, I naturally had to come up with an opponent for it. The easiest answer would have been to do a different variant of a “battle cattle” and just say that it was from a different herd. But that would have been a cop out, and just too easy of an answer.

So, I drew on my knowledge of the Old West to ask the question “who were the cattlemen’s bitterest rivals?” Time after time the answer was “shepherders”. Cattlemen hated shepherders and how the sheep ruined the land for cattle with the way that they foraged. Now, I had a germ of an idea, and, armed with that and my love of terrible puns, I started to develop the backstory behind the vignette. Once I had the story completed and the image of the scene I wanted to depict, it was time to gather the “participants”.



Now I'm a collector of 1/72nd scale plastic army men, going back to the days of my first Airfix sets. In the past decade, I have utilized a website called Plastic Soldier Review (<http://www.plasticsoldierreview.com>) to see what is available for my different small scale projects.

I remember seeing a RAF crewman servicing a camera in the Airfix RAF Personnel set. I figured that this mini could also double as a cameraman.



So, looking at other “non-combat-type” figures out there, I was able to assemble my cast.




Luckily, Airfix's USAAF Personnel had just the on-lookers that I wanted – including someone who would make a perfect MP.

(above – “ *The Cameraman* ” *)
(left- “ *The MP, The Pilot* ” *)
(right- “ *The Observer* ” *)

Now, all I needed was the “ star ” player.

* *the painting references for this may be found on sheet 11 - editor*





I remember that Pegasus and Airfix had some animal sets in their collections, but the Airfix sets were a hard to come by item. But the Pegasus sets were an easy acquisition, what with almost every California elementary school doing some sort of “California Mission Projects”.

My last piece was the parachute. Looking at the scans of all the paratroop sets out there, I was able to find what I needed in Revell’s US Paratroopers set, which was a set that I luckily had.


A quick wash of the figures in warm, soapy water, then off to the drying bench. Once dried, I glued them 2 per popsickle stick (my favorite way of painting figures), gave them a light coat of Tamiya white primer, and started the painting process.

The paints used on the figures were primarily Vallejo acrylics, with a wash of Citadel Nuln Oil to provide the shade (note: even though it’s called Nuln Oil, it is an acrylic. I could have also accomplished the shading effect by use of MinWax’s Dark Mahogany Stain). When dried, I then drybrushed the highlights. Once figures were finished, I put them aside and started on the base.

Construction:



The vignette started with a round base that I found at a local JoAnn Fabrics and Craft store. The ground was built up on a piece of 3 inch thick Styrofoam insulation material. The Styrofoam was rough cut to fit the base, then glued on using good old fashioned Elmer's white glue (PVA). After the glue had dried completely, I used a serrated bread knife to cut foam down to about 1½ inches in height and rounded the Styrofoam using 100, 240 grit sandpaper. Then, I blocked out where the figures will go.



Once I've determined impact point of the sheep, I took my X-Acto handle to create the indentation.

Then I cut up the thinnest piece of Plastruct T-beam that I could find, into 6 pieces that were roughly 1 inch in length.

I glued them into the Styrofoam ground surrounding the impact point using some superglue (cyanoacrylate).

Next came the parachute from the Revell set. I lengthened the parachute cord by stripping some extra fine, braided wire and cutting it to length. I butt joined it to the Revell piece and finagled it into the impression, anchoring the whole thing with some superglue.

At this point, I grabbed some water based spackle (I think it was DAP brand) and started to cover the Styrofoam. I like using this as my generic ground cover for most of my model and miniatures work because I can shape the ground with a wet spatula. Plus, it has the advantage of thinning out easily.

I covered the side of the base at same time. When the sides dried, I took some fairly rough sand paper and rounded the base. When that was done, I grabbed a bottle of a generic sand color from my stash of hobby acrylics courtesy of Jo Ann Fabrics and Craft, and painted the base. I grabbed a second bottle of a slightly lighter shade of sand and drybrushed the ground highlights. While that was drying, I painted some aluminum foil to produce the yellow “crime scene tape”. After the foil had dried, I cut to the proper width and wrapped it around T-beams.


All that remained was for me to gather the cast of characters and add them to the base. After the sheep was painted a greyish steel color and drybrushed (to resemble steel wool), I added the parachute backpack and straps to the figure.



To complete my friendly MP, I needed to add the “MP” markings to his helmet. This is where my stash of HO railroad decals came in handy.

I found a set of generic “MP-15” markings just small enough to fit on the helmet once I had sliced off the “-15”.

I used MicroSol to settle it in place, then used a dab of Future floor wax to secure it in place.



After all of the players were assembled, I trimmed their bases and played around positioning them until I was satisfied with the composition of the scene.



Superglue was used to secure them into place. Then with a fine spatula, I blended the bases into the surrounding terrain. I used the same two shades of sand color acrylic to tie everything together. Then using some thinned down white glue, I covered the entire base with some slightly darker color fine ballast.

After the initial ballast had dried in place, I went back and touched it up with some more white glue and ballast. When I was finally satisfied with the result, I carefully gave the entire vignette a light dusting of Dullcote.



Color info:

MP

Pants-Khaki Grey (70880)
 Overcoat-Vallejo Refractive Green (70.890)
 Shirt-Vallejo US Uniform (922)
 Tie-Vallejo Middlestone (70.882)
 Helmet-Vallejo German Uniform (920)
 Skin-Vallejo Beige Red (70.804)
 Hair-Folk Art Maple Syrup (617)
 Shoes-Vallejo US Olive Drab (889)

Pilot –

Jacket – Vallejo Flat Brown (70.894) with ivory trim
 Pants-Vallejo Green Brown (70.897)
 Shirt-Vallejo Middlestone (70.882)
 Tie-Vallejo Khaki (988)
 Skin- Vallejo Orange Brown (70.981)
 Hair-Vallejo Orange Brown (981)
 Shoes-Vallejo US Olive Drab (889)

Observer

Uniform-Vallejo Khaki Grey (70880)
 Shirt-Vallejo US Uniform (922)
 Shoes-Vallejo US Olive Drab (889)
 Skin-Vallejo Light Flesh (70.828)
 Hair-Delta Ceramcoat Straw

Cameraman

Overall Tunic-Vallejo French MIR Blue (900)
 Shirt-Vallejo Pale Blue (70.906)
 Tie-Vallejo Dark Pale Blue (70.904)
 Skin-Vallejo Red Leather (70.818)
 Hair-Vallejo Beige Red (804)

Sheep

Wool-Vallejo Gunmetal Grey
 Face, Legs-Payne's Grey

UPCOMING EVENTS CALENDAR AS OF 12-10-17

Friday, December 15 2017

IPMS/ Silicon Valley Scale Modelers meeting. Theme is “ Theft ” (90 plus days later will be a contest of it)

Friday, January 19 2018

IPMS/ Silicon Valley Scale Modelers meeting, Editor’s Club Contest Theme “ **1918** ”

Saturday, February 03 2018

NNL WEST host 2018 NNL WEST themed “TROG” @ Santa Clara Convention Center, Great America Parkway, Santa Clara CA. Sub themed “ Movie and TV Cars ” TROG = The Race Of Gentleman (see website nnlwest.org)

Friday February 09 2018

IPMS/ Fremont Hornets meeting

Friday, February 16 2018

IPMS/ Silicon Valley Scale Modelers meeting, Editor’s Club Contest Theme “ **Tubular Bells** ”

Saturday, February 17 2018

IPMS/ Silver Wings host their event “ **SILVERCON 2018** ” at the Town & Country Lutheran Church and School, 4049 Marconi Ave, Sacramento CA. EVENT THEME IS “ **1918 : WORLD AT WAR** ”

Friday, March 08 2018

IPMS/ Fremont Hornets meeting

Friday, March 16 2018

IPMS/ Silicon Valley Scale Modelers meeting. “ ? ” is Club Contest Theme

Saturday, March 31 2018 IPMS/ Silicon Valley Scale Modelers host SV Classic FIVE, Theme “ **Feel The Fury**”

Friday, April 13 2018

IPMS/ Fremont Hornets meeting , **Club Contest theme** “ RED BARON’s RIP @ 100” @ WPCC in Irvington.

Friday, April 20 2018

IPMS/ Silicon Valley Scale Modelers meeting “ ? ” is Club Contest Theme

Friday, May 11 2018

IPMS/ Fremont Hornets meeting

Friday, May 18 2018

IPMS/ Silicon Valley Scale Modelers meeting


Friday, June 08 2018

IPMS/ Fremont Hornets host their meeting at Irvington Community Center, Fremont CA.

Friday, June 15 2018

IPMS/ Silicon Valley Scale Modelers meeting . **Club Contest Theme** is “ TBA ”

San Jose Police Historical Society Display Project



The San Jose Police Department has a display cabinet at the officers entry to the police patrol division building. The San Jose Police Historical Society would like to fill the cabinet with models of San Jose Police vehicles in 1/24 and 1/25 scale (or helicopter in any scale). The Historical Society is asking for model builders who would be interested in building a vehicle to be put on permanent display. The San Jose Police has used a wide variety of vehicles over the last 100 years, to include the following:
(In the early 1920's through the 30's officers used their own vehicles for patrol)

- 1941 Chevy Sedan 4 door (black, unmarked with radio aerial only)
- 1946 Pontiac Streamliner 4-door sedan (3 cars traffic control)
- 1951 Pontiac 8
- 1951 Chevrolet
- 1953 Ford Customline 4-door sedan (V-8)
- 1954 Chevrolet 4-door (V-8)
- 1957-1958 Ford Custom 300 (V-8 352 Thunderbird engine)
- 1959 Ford Custom 300 (first official Ford police package car)

- 1960 Plymouth 4-door sedan
- 1963 Plymouth 4-door Fury
- 1964 Plymouth Savoy 4-door sedan (383 commando) including the station wagon (k-9)
- 1965-1967 Plymouth Fury I 4-door (383 commando)
- 1968-1969 Plymouth Belvedere 4-door (383 commando)
- 1970-1971 Plymouth Satellite 4-door sedan (big block 400)
- 1972 AMC Matador 4-door (360 engine)
Plymouth Fury 4-door (HP 440)
- 1973 Plymouth Fury 4-door (HP 440)
- 1975-1976 Plymouth Fury 4-door (HP 440)
Dodge Coronet 4-door (HP 440)
- 1977 Dodge Monaco 4-door (HP 440)
Plymouth Fury 4-door (HP 440)
- 1978 Dodge Monaco 4-door (HP 440)
Plymouth Fury 4-door (HP 440)
- 1979-1980 Dodge St. Regis (HP 360 and 318, CHP dumped all of their 318 cars on SJPD when they
Received the Dodge Diplomat)
- 1981 thru 1989
Dodge Diplomat 4-door (318 engine)
- 1990 Chevrolet Impala 9C1 4-door
- 1991-1993 Chevrolet Impala / Caprice 9C1 4-door (Predecessor to LT-1)
- 1994 thru 1996 Chevy Impala / Caprice LT-1 / 9C1 4-door 5.7 L engine 350 hp (corvette engine)
- 1997 Ford Crown Victoria 4-door (early model)
- 1998 thru 2012
Ford Crown Victoria 4-door (current model)
- 2014 Chevy Caprice V-6 patrol package (made in Australia by Holden)
- 2014 Ford Explorer police package

Decals of the SJPD logo will be provided, as well as any photos or other related information. Any models purchased will remain the property of the builder and be available to claim at any time. A placard will be placed with the models to indicate they are courtesy of the "Silicon Valley Scale Modelers". If you would like to participate

PLEASE CONTACT John Carr via the Editor's email DENS25403@MYPACKS.NET

A Look At ... November Club Contest!

The Editor Was There, Yet Had No Entry, Happy Someone Showed Up



FIRST A REMINDER HOW IT WAS BILLED, WITH TWO FINE POTENTIAL ENTRIES BY RICH PEDRO & GENT FROM OUTSIDE BAY AREA AS ILLUSTRATIVE GRAPHICS



Say what ??? How on Earth does a Flying Saucer, the Arado AR-234 and two versions of P-38 “Lightning” mesh for even a legendary for their “ Mr Fantastic” Stretch, SVSM Club Contest ? Rock simple and fiendishly stellar in scope, BECAUSE they all relate in an “ atmospheric or skyborne” fashion. Any Scale, Any Type subject as long as it’s tied to Atmosphere (weather related items are easy and wide range) Or Day or Night Sky (So of course UFOs, Flying Disks, or “Constellations”, “visible Planets & Stars, Heavenly Bodies” (So Mars, Venus, Jupiter, Saturn related, Polaris, for some)

Remember, November is traditional “End All and Be All” Club Contest, so Editor tries to make a fun and wide scope possible for this particular month, last “regular” meeting

A small technicality, ENTRIES MUST BE FINISHED TO COMPETE



OKAY NOW YOU GOT ALL THAT (and EDITOR's fervent desire FOR ANOTHER BIG SURPRISE...)



HE GOT THAT SURPRISE as ONLY TWO FLEW BY FOR IT

(and now with this late publishing, he's pleased to have Minutes from Chris Bucholtz to fill in the details here!)

Mark Schynert with his RP-38E Lightning, known as the Stingray. Mark used an Airfix P-38 and with much work replaced the center section with Execuform vacuformed parts, a scratch-built interior, and a vacuformed canopy, whose frames were delineated with strips of painted decals.

Laramie Wright with a Pegasus 1:48 Hurricane . Laramie says the kit was a little chunky, but not bad overall; he used old Floquil paints to finish it, and dressed it in markings of one of the Polish squadrons in the RAF during the Battle of Britain.

Thanks again , all who played and he who Judged for me (JP) along with he who had the notes (CB) for this history

NOW – ON TO THE WINNERS !



*“WATCH THE SKIES” November 2017 Second Place – RP-38E
Mark Schynert*





*“ WATCH THE SKIES “ November 2017 First Place – Polish BOB Hurri
Laramie Wright*





USS HORNET MUSEUM & SILVERWINGS A WINNING COMBINATION ALL HANDS

A Few More Looks at Model Expo 10-14-17

Photos/Text : Mick Burton Models: By Many Others, not him



While history did make the date notable for being the 70th anniversary of Bell XS-1 breaking the “ sound barrier ”, the up to date notable triumph was this event seen here.

Billed and promoted with precision and professionalism by the USS Hornet Museum in conjunction with IPMS/SilverWings as a “ OPEN COCKPIT DAY & MODEL EXPO ” this whole show was well worth the price of museum admission as judged by attendance

54 contestants entered models from 47 different cities with 2 not reporting their cities of origin. 207 models were entered. (Stats a direct quote from Joe Martinez, Contest Director)

Aircraft entries aplenty yes, Editor was well aware as these seen here were to be part of his team's Judging later in the day's passage. While some entries really captured his fancy, there was certainly more than winged things to see and do at this excellent first time show.

Just to show that indeed this Model Expo was not the "usual suspects", here's one of the long time members of FMC (Fantasy Model Club) whom one of our recent expatriate members came to us from. This gent named

Chris, and he is posing with one of his excellent modelworks crafted from a film I am not familiar with. He's a friend of Kinley Calvert, who just moved to the Midwest after being a member of FMC and SVSM locally for a number of year. We will both miss his presence at meetings!

FMC's huge display of club models included some old gold for me. On right, it's an original 'Martian' from 1950s "Invaders From Mars" sci-fi B movie

Below, a more contempo, "Independence Day"

As billed, OPEN Cockpits aplenty to tour, and here the FMC display nearby.

There was even a "SPECIAL" Raffle, see below

Awards aplenty as well, nicely done



So, while Joe Martinez takes up rare break to talk to Leo from Las Vegas, I'll use his own awards to rate show:





HOW ABOUT THIS FOR A FIRST CLASS MODEL DISPLAY CASE ?



**A BRIEF LOOK AT
AN OCTOBER SATURDAY AT
THE SFO AIRPORT
With W.J. Lund & Friends**

Text/Photos: Mick Burton
Models: Warren James Lund

Saturday October 28 2017 was not



spent by this author at IPMS-AVG show that's been a stalwart standard trip for many a year. No, because it was a once in lifetime day to see and hear from our own Warren J. "Jim" Lund, along with a few select otherfolk who know him, introduce this 300 + Model Collection donation of his, to the SFO Air Museum. While underway for a while, this was the "special day for it



A closing look wrapup with one of Prewar Cases and a tribute to Jim's photography

AVIATION RESOLUTIONS

THE JIM LUND 1:72 SCALE MODEL AIRCRAFT PHOTOGRAPHS

Building models is innate; I was born to do this...
—Jim Lund

Making models comes naturally to Jim Lund. Since he retired, he has constructed nearly 1,600 aircraft models. Yet when Lund finishes crafting an airplane model he does not consider his work complete. The next step is to photograph his creation. For Lund, this does not mean simply snapping a photograph; the model must also be captured in accurate scale and historical context. To accomplish this, he places his model aircraft in vignettes that he creates. These often include vehicles, equipment,

passengers, support personnel, flight crews, reporters, and spectators, all of which are in the same 1:72 scale as his airplane models. To complete the tableaux he incorporates an airfield, an airport backdrop or, in the case of flying boat aircraft models, a simulated water base. The effect is transporting. This exhibition presents twenty-one of his airplane model vignette photographs.



LITTLE OUTLINES of CLUB CONTESTS for YEAR 2017 & 2018

SVSM EDITOR'S CONTEST NOVEMBER

“WATCH THE SKIES”



Say what ??? How on Earth does a Flying Saucer, the Arado AR-234 and two versions of P-38 “Lightning” mesh for even a legendary for their “ Mr Fantastic” Stretch, SVSM Club Contest ? Rock simple and fiendishly stellar in scope, BECAUSE they all relate in an “ atmospheric or skyborne” fashion. Any Scale, Any Type subject as long as it’s tied to Atmosphere (weather related items are easy and wide range) Or Day or Night Sky (So of course UFOs, Flying Disks, or “Constellations”, “visible Planets & Stars, Heavenly Bodies” (So Mars, Venus, Jupiter, Saturn related, Polaris, for some)

Remember, November is traditional “End All and Be All” Club Contest, so Editor tries to make a fun and wide scope Possible for this particular month, last “regular” meeting

A small technicality, ENTRIES MUST BE FINISHED TO COMPETE




SVSM EDITOR'S CONTEST JANUARY *“1918”*

What this is, simply: ANY subject, nothing restrictive other than that in entry terms as long as it was extant in 1918.

That’s right, if you didn’t complete your “1917” entry and you felt it wasn’t blown to bits or shot down in flames by 1/1/18 all the way until 12/31/18, it’s still eligible, got it?

ENTRIES MUST BE FINISHED TO COMPETE



KICK OFF EVENT FOR REGION NINE !



An IPMS SILVERWINGS Event

SILVERCON 2018

**FREE
GENERAL
ADMISSION
and DISPLAY**

**TRADE EXPO
COMPETITION
MODEL SHOW
and SPECIAL RAFFLES**

ENTRY ADMISSIONS

Adults (18+) First two entries \$8,
each additional entry \$2

Juniors (7-17) First two entries \$4,
each additional entry \$1

Children 6 years and younger free

TRADERS & VENDORS

Single tables @ \$45, 2 or more @ \$40.
All fees subject to change without notice.
Contact Russell Niles / r_niles1@juno.com
for vendor information.

Nor-Cal's Premier Model Contest & Exhibition Event

FEB 17, 2018

CONTEST THEME:

1918: WORLD at WAR

Silvercon is a showcase of everything that encompasses modelling.
An open model competition conducted during a trade expo
covering all genres including aircraft, military models,
cars, trucks, sci-fi and much, much more.

TOWN & COUNTRY LUTHERAN CHURCH & SCHOOL
4049 MARCONI AVE. SACRAMENTO, CA
916-599-5520 / SKOTNJUDI@AOL.COM
MR. SCOTT BELL FOR REGISTRATION & DETAILS
sacramento-model-club.org

**FLYER LOOKS VERY NICE IN GREY SCALE,
HAD COLOR VERSION ON BOARD USS HORNET**



**IN ANY CASE
HATS OFF TO
SACRAMENTO'S
IPMS SILVER WINGS
CREW FOR
STAGING THIS
WELCOME OPENER
For 2018 SPRING**



"FEEL THE FURY" – NAPREDAK HALL - 770 MONTAGUE EXPY. SAN JOSE CA. 95131

CONTEST THEME COVERING HAWKER FURY BASED AIRCRAFT, NAA FJ FURY AND F-86 JETS, PLYMOUTH FURY AUTO'S, COLD WAR, CUBAN MISSILE CRISIS, ICBM, ATOMIC WEAPONS, MONSTER TV&MOVIES, GUNDAM, GUN TRUCKS ALL ERAS, F-8 CRUSADERS/ BEARCATS, NAUTICAL SUBJECTS IN BATTLE, PEOPLE WHO CAUSE BATTLES BY THEIR ACTIONS, BAJA & OFF-ROAD COMPETITION VEHICLES, OPERATION URGENT FURY (MILITARY HARDWARE USED) MORE SUBJECTS TO BE ADD.

9AM DOORS OPEN, 12 NOON REGISTRATION CLOSES, 1:05 JUDGES MEETING, 3:30 AWARDS 2 RAFFLES HELD AT 11AM & 2PM.

COMPETITION OPEN TO PUBLIC (IPMS MEMBERS OR NOT) IN 48 CATEGORIES OF SENIOR (18 & UP), 5 JUNIOR CATEGORIES (13-17), 4 SUB JUNIORS (12 & UNDER). SWEEP ALLOWED.

SENIOR \$12 UNLIMITED NUMBER OF MODELS, JUNIOR \$2 UP TO 5 MODELS 6 OR MORE \$5 FLAT FEE, SUB JUNIOR. \$1 UP TO 5 MODELS 6 OR MORE \$5 FLAT FEE.

VENDOR TABLES CONTACT MIKE WOOLSON swingwingklvk@gmail.com

TABLES ARE VERY LIMITED. A VALID STATE OF CALIFORNIA TAX FORM/PERMIT REQUIRED.

<https://www.boe.ca.gov/info/reg.htm>

www.mickbmodeler.com & www.svsm.org for more information

STILL COMING UP IN AN AFTERMARKET NEAR YOU ! Looking Back at 50...

PLUS


Another bunch of stuff the Editor managed to toss together ☺

PLEASE SHARE THE JOY OF OUR HOBBY AND FRIENDS

Because it seems sometimes more than a few forget this :

THE ONE TRUE RULE OF MODELLING (if ever there is).

***If you're having fun,
Then you're doing it right.***



EDITOR
SILICON VALLEY SCALE MODELERS
P.O. BOX 361644
MILPITAS CA 95036
Email : dens25403@mypacks.net

