



THE AFTER MARKET SHEET



VOL. 51A, No. 5A WWW.SVSM.ORG MAY 2017

A Publication of the SVSM Chapter of International Plastic Modeler's Society, USA

“ COME FLY WITH ME ”



“ PART TWO ”

Text/Images: Rodney J Williams ©Copyright: January 21, 2017

Commercial airline models became an obsession with me, beginning in 2002 when I went back to American Samoa on business. I lived and worked there from 1971 to 1977 producing travelogue films for CPB/PBS television, including a variety of other professional films and commercial still photography.

(this concludes brief recap of Part One from April TAMS) (Cont'd on 3)



Editor's *MisBehavings* – this month's editor, Mick Burton

(shameless plug: www.mickbmodeler.com)

“ Savor The Gift of Another Day To Give Pause and To Remember ”

The recent, sudden passing this Spring of two more of our own (Joe Callahan , Steve Quock) who served, seemed to bookend in a way the quiet thunder of this reading at May 2017 by “Sarge” Frank Beltran , who also was there:

A FEW FACTS ABOUT THE VIETNAM (Memorial) WALL

There are 58, 267 names on the wall .
39,966 were just 22 or younger .
8,283 were 19 . 33,103 were 18 .
12 were 17 years old .
5 soldiers were 16 .

There are three sets of fathers and sons on the wall .
31 sets of parents lost 2 two of their sons .
997 were killed on their first day .
1,448 were killed on their last day .
8 women were on the wall, nurses .

244 soldiers were awarded the Medal of Honor during the war, and 153 are on the wall .




Herman Wouk's quote from the second of his two linked best sellers "Winds of War " & "War and Remembrance" truly captures the spirit here: "*The beginning of the end of war lies in remembrance*" . Remember all of it to be true

TABLE OF CONTENTS MAY 2017 AFTERMARKET

- 1) **TAKING A SECOND PASS AT OLD RED's WORK "BACK IN THE DAY "** by R J Williams (resumes @ 3)
- 3) **AN ARRAY OF AIRLINER MODELS AS RED PROMOTES THE CONCEPT OF COLORFUL BUILDS** (runs to 13)
- 14) **EVENTS CALENDAR**
- 15) **EDITOR's GALLERY OF FAVORITES FROM APRIL 2017 MEETING** (Extra shots of some model items) (runs to 22)
- 25) **WAY BACK MACHINE RETURNS: An Editorial Rant Fest Oct/Nov/Dec '87, '97, '07, & bonus reprint from Oct ' 97**
- 30) INSANE MODELLING POSSE & So Cal AMPS host " THE INSANE MODEL CONTEST " Coming this JUNE**
- 31) **RENO HIGH ROLLERS 2017 Official Flyer shows Summer 2017 ends with an awesome event**
- 32) **CLUB CONTEST 2017 PROMOTIONS for JUNE, JULY**
- 33) **ENDPIECE TEASER and reminder of LAST Club Contest for 2017 held in NOVEMBER**

RODNEY FOUND HIS WAY TO DEAL WITH AN "OBSESSION" FOR AIRLINERS, HE SHARES (from 1)

In part two, you will only see single images of my other airline models. Each with some descriptive data, plus on each photo is included a "value" price for insurance purposes.





Minicraft 1/144 Scale Boeing 707-320B PAN AM Jet Clipper.
Model by: Rodney Williams © 03-30-08

VALUE: \$2,500.00

At present, I have 24 finished airline models, and a couple of airliners that I did not get finished before I had to move from beautiful Colorado to this congested, smog filled land called California.



1:144 Scale AIRBUS A319

Model by: Rodney J. Williams © July 31, 2008.

VALUE: \$2,500.00



If you want a change in model building , then switch to airliners. As you will not have to worry about any FS-595 color, nor will you be bothered with any of these new “PE” parts, including bombs, rockets and antenna wires. Most of all , you need not worry about building in a cockpit, with several parts, nor a windscreen and canopy that may not fit just right.

With all of the above items gone , you still need to give full attention to your regular building methods of fixing any sink marks, gaps or fit problems that ALL model kits have.

Most painting , decal applications are rather easy to perform. However , you must take care of the long fuselage decals, as they can tear apart real easy. At times , I have cut the long fuselage decals into two parts and then joined them together okay.

REMEMBER: Don't rush any model job, especially if you want to enter said model in a forthcoming contest, as you will make some mistakes. Just ask Bill Ferrante, as he judged my model in a contest about 25 years ago and it won “zero” awards.

I asked Bill why I did not win any award and his answer was: “Rodney, you got your landing gear on backwards!”

The moral of the story is: When I am attaching landing gear I still think of Bill Ferrante, so a great big thank you still goes out to Bill.



1/200 SCALE BOEING 737-200
© COPYRIGHT 2009
Model & Photo by: Rodney J. Williams

VALUE : \$1,500.00.



1/144 SCALE REVELL AVRO RJ 85
MODEL & PHOTOS BY: RODNEY J. WILLIAMS
© 10-27-09

VALUE: \$2,000.00



1/144 SCALE REVELL "CHALLENGER 604"

MODEL & PHOTOS BY: RODNEY J. WILLIAMS

© 10-27-09

VALUE: \$2,000.00



1/144 SCALE REVELL DC-10-30

MODEL & PHOTOS BY: RODNEY J. WILLIAMS

© 11-20-09

VALUE: \$2,500.00





MINICRAFT 1:144th Scale: BOEING 777
"THE LINDBERGH LINE - 777 80TH ANNIVERSARY SCHEME"
Model & Photo by: Rodney J. Williams
© November 7, 2012 - Value: \$1,700.00



1:144 Scale F-RSIN - ATR-72 AIR NEW ZEALAND
Photo & Model by: Rodney J. Williams
© 06-12-13 - Value: \$1,400.00



1:144 Scale F-RSIN ART- 42 "PAN AM"
Photo & Model by: Rodney J. Williams
© 06-12-13 - Value: \$1,400.00



*Revell 1:144th Scale Boeing "737-800" Airliner
Model & Photo by: Rodney J. Williams
© September 15, 2013 Value: \$2,100.00*



**Revell 1:144th Scale Boeing "737-800" Airliner
Model & Photo by: Rodney J. Williams
© September 20, 2013 Value: \$2,100.00**



ZVEZDA 1/144TH SCALE BOEING 787-800 "DREAMLINER"
Model & Photo by: Rodney J. Williams
© November 7, 2013 Value: \$2,700.00



1:144th Scale: Revell's Boeing 737-800 AIR BERLIN
Model & Photo by: Rodney J. Williams
© February 12, 2014 Value: \$2,100.00



1:144th Scale: Revell's Boeing 737-800 SOBELAIR
Model & Photo by: Rodney J. Williams
© February 12, 2014 Value: \$2,100.00



REVELL 1-77th SCALE: FORD TRI-MOTOR - "THE TIN GOOSE"
Model & Photo by: Rodney J. Williams
Copyright: September 17, 2015 Value: \$2,100.00



1/390 Scale Boeing 747-200 AIR CANADA
Model by: Rodney J. Williams
Copyright: December 23, 2015
Value: \$1,400.00



1/144 Scale Revell British Concorde Jet
Model & Photo by: Rodney J. Williams
Copyright: June 17, 2016 Value: \$1,400.00

Enjoy (End of Part Two)

Life Member: SVSM & SARH

fini - Rodney J. Williams

IPMS/USA Member 21268 - 1984-Present.

UPCOMING EVENTS CALENDAR AS OF 05-20-17

Sunday, May 28 2017

IPMS/ Fresno Scale Modelers host their Make 'n Take at OPEN COCKPIT Day at CASTLE Air Museum

Friday, June 16 2017

IPMS/ Silicon Valley Scale Modelers meeting. "Boring German Scheisse No One Likes" is Club Contest Theme

Saturday, June 24 2017

IPMS & So Cal AMPS host **INSANE MODEL CONTEST** @ Norman P Murray Comm'y Center, Mission Viejo

Friday, July 14 2017

IPMS/ Fremont Hornets host their meeting at Irvington Community Center, Fremont CA. **SUPER AUCTION NITE**

Friday, July 21 2017

IPMS/ Silicon Valley Scale Modelers meeting. Editor's Club Contest Theme " **RED, WHITE & BLUE** "

Friday, August 11 2017

IPMS/ Fremont Hornets host their meet at Irvington Community Center, Fremont . Theme is "Summer Lightning"

Friday, August 18 2017

IPMS/ Silicon Valley Scale Modelers meeting. Editor's Club Contest Theme " **Show Rats** "

Saturday, September 09 2017

IPMS/ Reno High Rollers host their 18th Classic at the Desert Heights Elementary, Stead, NV (fave locale)
Theme is "Record Breakers and Famous Firsts" See their website www.renohighrollers.com for more info.

Sunday, September 17 2017

IPMS/ Fremont Hornets host their show , TRI CITY THIRTEEN "AUSTRALIA" @ MCC in Milpitas

Saturday, October 14 2017

IPMS/ Silver Wings & USS Hornet Museum present **OPEN COCKPIT DAY & Inaugural MODEL EXPO**

Saturday October 28 2017

IPMS/ AVG host their Desert Classic at Antelope Valley College, Lancaster CA "The Psychedelic Sixties"

Friday, November 10 2017

IPMS/ Fremont Hornets last "normal" meeting for year, Club Contest theme "Oh no, it's 1977 all over again"

Friday, November 17 2017

IPMS/ Silicon Valley Scale Modelers meeting . Club Contest Theme is "WATCH THE SKIES"

Friday, December 08 2017

IPMS/ Fremont Hornets host their meeting at Irvington Community Center, Fremont CA. Theme is Holiday Fun

Friday, December 15 2017

IPMS/ Silicon Valley Scale Modelers meeting. Theme is "Theft" (90 plus days later will be a contest of it)



A LITTLE SOMETHING EXTRA FROM APRIL'S MEET TABLES

SEVERAL PHOTOS OF SOME EDITOR FAVORITES THAT COULD NOT FIT INTO The MAY “ OSS ”

Photos: Mick Burton

Text: Mick Burton/Chris Bucholtz

PLUS – NOW The Editor has “April Minutes from Secretary Re-Elect Chris Bucholtz, so he can “enhance” some of the Gallery items, too

Quote from minutes for our lead off picture series: “ ... **John Carr** had two lovely Star Wars figures built from pre-painted Bandai kits; he says these kits required almost no glue, assembling in much the same way as Gundam kits.

He’s also hard at work on putting the final touches on his first bust, a Kirin kit of a WWI German soldier. John replaced the chin straps, details on the rifle, and the pack on the soldier’s back, and made a base from a plastic sprocket from a speedometer in a manner that’s a nod to the first mechanized war.

John says at big scales, every little detail counts.







Again, from the recently acquired minutes, “ **Kinley Calvert’s** tribute to *Space: 1999* included 1:1 scale models of the Moonbase Alpha laser guns and comlink device, plus the booster-equipped 1:72 Eagle sold recently by MPC. He also showed off a small scale Banana Splits dune buggy he sourced from 3D printshop Shapeways.” *Plus, the Editor just utterly enjoyed the “workingman’s daily operation” look of the Lunar Engineering Vehicle of Kinley’s, so had to find way to show off more pictures of that ...*











And for our final “extra appreciation”, again, from the recently acquired minutes:

Jordan Li used HobbyBoss’ 1:72 F-86F-40, an export version of the Sabre, to build a Taiwanese aircraft. He pitted Airfix’s and Hasegawa’s P-51Ds in 1:72 against each other, with the winner being Airfix. Both planes are in Taiwanese markings, one from 1949 and the other from 1951. Jordan is finishing his 1:20 Machinen Kreiger walker from Wave in a hand-painted scheme to mimic the way the machines were painted in the series. He also created a diorama depicting two possible Navy adversary aircraft from 1983, a Hasegawa X-29 bashed with an F-5 to create what he called the F-29A Polecat, and a Hasegawa YF-16 CCV, which would have made them two of the most maneuverable fighters in the world at the time. He posed them on a base that makes clever use of a mirror to replicate reflective puddles.





THANKS -

JOHN

KINLEY

JORDAN



San Jose Police Historical Society Display Project



The San Jose Police Department has a display cabinet at the officers entry to the police patrol division building. The San Jose Police Historical Society would like to fill the cabinet with models of San Jose Police vehicles in 1/24 and 1/25 scale (or helicopter in any scale). The Historical Society is asking for model builders who would be interested in building a vehicle to be put on permanent display. The San Jose Police has used a wide variety of vehicles over the last 100 years, to include the following:
(In the early 1920's through the 30's officers used their own vehicles for patrol)

- 1941 Chevy Sedan 4 door (black, unmarked with radio aerial only)
- 1946 Pontiac Streamliner 4-door sedan (3 cars traffic control)
- 1951 Pontiac 8
- 1951 Chevrolet
- 1953 Ford Customline 4-door sedan (V-8)
- 1954 Chevrolet 4-door (V-8)
- 1957-1958 Ford Custom 300 (V-8 352 Thunderbird engine)
- 1959 Ford Custom 300 (first official Ford police package car)

- 1960 Plymouth 4-door sedan
- 1963 Plymouth 4-door Fury
- 1964 Plymouth Savoy 4-door sedan (383 commando) including the station wagon (k-9)
- 1965-1967 Plymouth Fury I 4-door (383 commando)
- 1968-1969 Plymouth Belvedere 4-door (383 commando)
- 1970-1971 Plymouth Satellite 4-door sedan (big block 400)
- 1972 AMC Matador 4-door (360 engine)
Plymouth Fury 4-door (HP 440)
- 1973 Plymouth Fury 4-door (HP 440)
- 1975-1976 Plymouth Fury 4-door (HP 440)
Dodge Coronet 4-door (HP 440)
- 1977 Dodge Monaco 4-door (HP 440)
Plymouth Fury 4-door (HP 440)
- 1978 Dodge Monaco 4-door (HP 440)
Plymouth Fury 4-door (HP 440)
- 1979-1980 Dodge St. Regis (HP 360 and 318, CHP dumped all of their 318 cars on SJPD when they
Received the Dodge Diplomat)
- 1981 thru 1989
Dodge Diplomat 4-door (318 engine)
- 1990 Chevrolet Impala 9C1 4-door
- 1991-1993 Chevrolet Impala / Caprice 9C1 4-door (Predecessor to LT-1)
- 1994 thru 1996 Chevy Impala / Caprice LT-1 / 9C1 4-door 5.7 L engine 350 hp (corvette engine)
- 1997 Ford Crown Victoria 4-door (early model)
- 1998 thru 2012
Ford Crown Victoria 4-door (current model)
- 2014 Chevy Caprice V-6 patrol package (made in Australia by Holden)
- 2014 Ford Explorer police package

Decals of the SJPD logo will be provided, as well as any photos or other related information. Any models purchased will remain the property of the builder and be available to claim at any time. A placard will be placed with the models to indicate they are courtesy of the "Silicon Valley Scale Modelers". If you would like to participate

PLEASE CONTACT John Carr via the Editor's email DENS25403@MYPACKS.NET

OH NO ! NO NO NO NOT THAT. ANYTHING BUT THAT ! Oh SO SORRY KIDS BUT HERE RETURNS THE

CHAPTER WAYBACK MACHINE !

Editor's Mad Ravings – May's editor, Mick Burton (refer to www.mickbmodeler.com for full copies of items)

"As Ever, What's Old Is New Again . Some Issues of Old with Issues Still Ongoing Today"

SAN JOSE SCALE MODELERS

OCT 1987 (now back on our 30, 20, 10 thread here)



IPMS-SAN JOSE

OCTOBER 1987

Next Meeting: 7:30 PM Yak & Book-Buy
8:00 PM Bus. Formalities
9:40 PM In the Water, w/Bert

Location: Mercury Savings Meeting Room
19376 Stevens Creek Blvd.
Cupertino

MINUTES FROM SEPTEMBER MEETING

Brevity was the order of the evening as we made quick work of the business issues and moved quickly to the social hour. Eric McClure announced he had not had anyone sign the Beginner's Classes sheets at D&J and San Antonio Hobby shops. One of the other members said he had several young modelers interested so it is possible that we will have a class soon. We will see what Eric has come up with since the October meeting. If there now is enough interest, we can go ahead, otherwise the idea will be shelved until there can be determined that there is enough interest to justify having a class, as well as enough time and energy within the club to instruct it.

Barry Bauer, our V.P. (for Versatile Performer), took more volunteers for the February '88 Annual Contest Committee. Also, our next Quarterly Contest will be in December...though no theme was thought of.

CAMEL GT

OCT 1997 OSS, cover shot has another bit by an aspiring writer, Part 3 of his "Pioneer Jets Modelling" series. But there's a whole lot in this issue worth a read or re-read today: Ben Pada's excellent promotion of Monogram's Bubble-top P-47D. Jeff Hargis and Brad D. Chun team up to give every reason why you really ought to consider building Curtiss's "Big Assed Beast" in 1/48 (the Helldiver) Mike Meek's awesome Reno NCAR photos, Mark Hernandez's "What if Luftwaffe" and The September Meeting minutes are so good.

But my very strong recommend for this one is "NACA Bob" Miller's exquisite Railroad in Scale & History with a vehicle you got to see to believe: A boxcar combined with a Pierce-Arrow automobile... Galloping Goose # 3.

Newsletter this month, Editor Alan Wolcott reveals that Eric McClure (gee, name seem familiar?) had not gotten ANY signups for Modeler Classes at either D&J or San Antonio Hobby shops. Again the positive reply forces unnamed come into play here, assuring " he had several young modelers interested ". To be sure, that may have been in fact, a truism, however this Editor like several of his brethren , suspects these "imminent crowds" are part of the same "heads up, I will have an article for the Sheet , in a short while..." family. Also in this issue was Editor Alan's report on the stunning lack of response OF ANY KIND from the IPMS HQ, to the well written and detailed letter regarding what were in our eyes as Chapters, high handed and abusive behaviors/actions by the "Club Fed" (the National HQ) towards several NorCal and SoCal clubs. With a long view in mind of course, Alan gracefully in same issue has a fine promotion to "Join the IPMS USA" paragraph to follow. This is a fine issue to read just to see the big picture now, 30 years later.



THE STYRENE SHEET

Vol. 31, No. 8 October 1997

Italy's first try at a jet: the Campini-Caproni

By Mike Burton
•Part 3 in a series•


Whether it's referred to as the Caproni-Campini or the Campini Caproni N.1, or by its C.C.2 or C.C.1 designation, Italy's pioneer jet was number two in the history books.

First flying on August 27, 1940 for ten minutes, the Campini was to go on to achieve a number of firsts. In journey from the Caproni

a crash landing platform, this was the sturdy Cadillac of the bunch when compared to the Whittle, the He178, the Kikka, or even Bell's P-59.

After two years of flight research, the Campini piston/jet plan for planes was declared not worthwhile and the vehicle was retired. One is apparently still in existence and on display at the Caproni Museum. Naturally, the only kit of the Campini

plant
near
Milan to
the intended
flight test
center
near
Rome, it
was the first
pure jet
airplane to
make a long
distance
flight. It did
have to stop
for fuel, but
this short-
legged fea-
ture was something
the entire group
of early jets
had in com-
mon.



The unique Campini-Caproni on display in 1940, wearing conventional Regia Aeronautica markings.

It was the first jet to get "media event" treatment, as the Italian mainstream press was primed to provide maximum publicity to ensure that other nations took notice. It was the first jet to point to the eventual future of the powerplant, though it was hardly an august example in itself. This jet was actually an early three-stage ducted fan with a crude afterburner. Today this technology has advanced to the forefront, but in 1940, it took the form of a 900 hp piston engine (that's right!) driving the Campini-Caproni to a blazing 233 mph at 9800 feet, giving the plane a first of another kind. It was the first to fail, thus achieving the initial aim of the project—to determine whether this powerplant was viable for use in a combat airplane—although this was not quite the outcome designer Secondo Campini had hoped for.

It was a big machine in comparison to its eventual contemporaries, with a 52-foot wingspan, 43-foot length and a maximum gross weight of 9250 lbs. The C.C.1 was even "heavy looking," and appeared to be overbuilt considering the research it was intended for. However, if one were to pick

found what one famous collector's encyclopedia of 1:72 scale kits stated in their listing to be true. The early releases were molded in a creamy pistachio green plastic. Another dead giveaway of an original 1970s issue: the colorful box art compared to the re-release, where the art is reduced to gray shades on a blue accented white box. If you plan to build this kit, get any affordable example you may find, since main value to look for is a good (relatively speaking) molding regardless of the year of issue.

Opening the box reveals 37 mostly gray pieces, including the three-part display stand. There are two figures that serve mostly as cockpit fillers, although the Delta moldmakers took care to make them individuals. One has a bulky frame and lots of gear (must be the pilot) while the other is a thin-framed character with much lighter gear. An Italian Laurel & Hardy? A look at them is warranted, so you'll know where the all the detail work in the mold design went!

The remainder of the styrene parts resemble a cross of Frog middle-range success and MPM's bad days. The parts are molded in soft gray plastic, with slight warps and gaps at the mating edges. The various items almost seem to fit better with

was put out by an Italian model firm. Let's look at it. 1:72 Campini-Caproni, by Delta Models. I've seen the original version of this kit, and I
Continued on page 6



THE STYRENE SHEET

VOL. 41, No. 6 WWW.SVSM.ORG OCTOBER 2007

A Publication of the Silicon Valley Scale Modelers, A chartered Chapter of International Plastic Modeler's Society, USA Branch.

Editor's Ravings

Hello! Welcome to the Halloween edition of our club newsletter, in the spirit of the season making an appearance as a ghost of itself Past, Present and Future. As Fate would have it, again I am allowed to be on the masthead of our August sheet. Well, no way to put the August 2007 edition in any light of day. Presently the resumption of publication is being undertaken by two former editors of club newsletter, myself (M Burton) and the esteemed Mr. William Ferrante. He's the hero who made sure September's issue made it to press in a fine turnaround. A Man of innumerable talents and awesome competitor with keen judgement, Bill still agreed to be in a publishing partnership with me so we could keep the Sheet going.

While of course maintaining his fearsome performance as our longest serving Club Treasurer (continuously since 1993!), his ever growing line of production for the Obscureco firm in which he is partner, his own hectic business of which he has a partner to answer to as well, and far from last or least, his own rich life with a dear wife who probably is more patient than anyone on earth. Oh and Bill has a model building hobby he'd like to keep up with in the midst of all this. Damn, I forget to mention the minor headache (ouch! Watch it with the leg iron, William!) of the design, manufacture of the nearly 200 pieces of handmade awards Mr Ferrante is taking on again for the SVSM annual contest. My hope is that all of you will be assisting my incredible friend Mr Bill in the near future with contributions of an Article, review, short insight or clever picture essay for the Styrene Sheet. He's setting us both up with the means to produce a mezier and more graphic newsletter in the next couple of months, and we will trade off according to how our own weeks ahead demand. No matter how our own time constraints work out for us, we're both planning/committed to put your work to print as soon as possible. So don't be shy.

The monthly meeting provides much fine and needed "live and new" material besides demonstrating the diversity, rich vibrancy of our club's membership of course. But minutes too require the committed effort on the part of folk who are already up to neck with things to do. Folk not always able to be there to produce them or find a neuk who can capably fill in on short notice. Happily we were fat with minutes to plunder for both William's and my own re-inaugural issues. However, going forward that is a thin ice sheet to be skating on editorially. If that doesn't motivate any to manage a little something for Sheet report, consider this:

Once I get reacquainted with the more current tools to have half an idea how the whole process will and does work, I'll be as they say, knowing just enough to be dangerous. In other words, if you think this editorial ran on, just write it! I can self publish articles based on my tastes in scale miniatures w/o competitors.

Alright, even I know better than to invite my own execution in print. Still...

Okay here's hoping this issue gets to you in time, on message. Also hope someone en masse shows up for our sadly underadvertised October in club contest "Scale Spooks, celebrating Orange and Black". So that of course we can give Bill some great material for starting November's Styrene Sheet. Instead of grave doubts.

Thanks and see you all at the meeting! - Mike

NOV 1987 Our October Meeting minutes as regaled by Editor Alan Wolcott fields several questions still not quite settled today!

First, is there really a need to Pledge Allegiance to model community, and if so, what the hell is the pledge, anyway? Read this, and for that time period, we had answers, yes.

Second, more seriously, if there are indeed, "novice or new modelers (of ANY age) out there", why is it so difficult for them to find us or us, them? This time, VP Barry Bauer was directed by Prez McDowell to scuttle the whole damn thing until such time as actual public support materializes, much to relief of Eric McClure by this time I'm sure, as Project Guy.

Third, semi-seriously, how much can we do to support the IPMS USA Nationals we were even asking way back then.

With our own club meeting time being volunteered to give "Nats Standards Judging Seminars". Mind you, ten years up from this point, we were basically setting the Gold Standard along with other interested "Grass Roots" building a system of Judging On The Basics that became very respected. Some even might say, imitation and evolution with suddenly the Club Fed taking credit for having "invented the idea" not so long after that. Gee, sound familiar in any respect? Yep.

Inside this issue as well, a rather criminal (in difficulty to solve, especially 30 years ago, trust me...and I knew them) Aircraft Recognition quiz/puzzle/insanity of 16 vehicles.

Speaking of insanity we were roped for into in those days, a proposal to bind us into a nearly incomprehensible and none too flexible "constitution", may be found in here. ☹

OCT 2007 with newly returned Editor Mick Burton regaining slowly his legs in this realm of Newslettering. As you may recall from April TAMS Wayback Machine, Jared Bishop "missed" sequence issue for August of year 1997, we learnt of his sudden departure from post and State of CA for UT by mid September, but no record exists anymore of the September '97 "emergency issue".

Cover story explains itself, inside is a review of then recent IPMS USA Nats held in Orange County and Reno High Rollers event two weeks (just) after. OC hosted NATS was noted to be much better than then current "social media noise outlets" would have those who were not there believing. Having been integral to a NATS hosting less than 10 years prior, lends some perspective to the vagaries of swift negative opinion shaping that thankfully shrinks or disappears in valuation when viewed through blessed telescope of time's passage. Especially given how the 1998 followed by 2007 events were to date, the LAST held in an actual West Coast state (CA).


An examination of the calendar in this issue also reveals we still had a Contest hosted in Redding area in 2007 and part of opening 2008 there was a Kings County IPMS event in Fresno. Miss having them, now.

SAN JOSE SCALE MODELERS

IPMS-SAN JOSE



LOTUS



NOVEMBER 1987

Time
7:30 PM - Opening Un-Ceremonies 8:00 - Business & Const. Discuss
8:50 PM - 7th Inning Stretch 9:00 - Video(s) & Judging Talk

Location
Mercury Savings Meeting Room, 19376 Stevens Creek Blvd., Cupertino

MINUTES FROM OCTOBER MEETING

At this meeting, 46 people were pryed loose from all the models for sale and reined to attention for the monthly pledge of model allegiance (if you have forgotten the pledge, it is contained elsewhere in this issue). After the pause to build the appropriate anticipation among the crowd, President Bert entered and fielded comments from the audience.

First to rise was Eric McClure of the Brother's Monthly Gazette who asked for a comment from the President on his position on the Beginner's Classes as there had only been a couple responses. Pres. Bert agreed that the sudden decline in interest was due to our balance of plastics trade with Japan and he had already directed Vice President Barry "Bushy" to cancel the project until support from the public was increased.

The next question came from Rodney Williams, representing the Corsair Preservation Society. He broached the possibility of a presentation by himself and associate Matt Matsushita at the November conference, on Judging Techniques of the National Standards. Pres. Bert consented on this matter. Next, President Bert took a moment to comment on the need for a video



NOV 1997 OSS, cover showing a rare treat. **NO**, not the unfair (and untrue) "well known fact that Jim P NEVER finishes much" thus making this a rarity.

Far from it, then as now, James provides much in the way of interesting and offbeat projects, done well, in this case a "Sea Mosquito". The rarity is WRITING IT UP to share with us, that deserves a cover for the fact of that alone. Editor Chris Bucholtz gave this a Four star treatment and Jim's project is great read.

TWO MORE FOUR STAR REASONS TO READ the November '97 issue: Superb Editorial by President JIM LEWIS, which prophetically forecasts spot on, Reasons for (as he clearly states already underway) "Declining attendance in contests, all types, and the subsequent same shrinkage in club memberships"

Then the powerful, succinct and detailed update by CHRIS BUCHOLTZ on the The IPMS-SemiCon 1998 NATS in Santa Clara, at time of this issue now only 8 MONTHS AWAY. Here you will get the lowdown on who FROM ALL OVER REGION NINE was the Behind the Scenes REASON WHY this event ever came to pass. BOTH DEFINITE MUST READS! Plus- Great articles on making a "Photo Tigercat", Piper Tri Pacer "Air Tanker" (serious, for NACA)!

Taking a Mosquito to sea with Paragon's parts


By Jim Prieto

When I came across Paragon's conversion for a Sea Mosquito TR.33 in 1:48 at the IPMS Nationals in Albuquerque a couple of years ago, my modeling imagination immediately shifted into high gear. I had always wanted to build the Airfix "Mossies," but I was put off by the fact that the kit was an FB.VI, my least favorite mark. Now I had a chance to build one of my favorite versions of this aircraft, and a Fleet Air Arm subject as well!

Most of you are probably familiar with the Airfix Mosquito, but for those who are not, it is a very fine kit and despite its age, it is accurate and well-detailed, even by today's standards. The only other kit in 1:48 is the old (30+ years) Monogram kit that is not even in the running. It lacks the most basic details and suffers from glaring inaccuracies in shape. Needless to say, the Paragon conversion is designed for the Airfix kit.

I ran into a few problems with this conversion set, but the quality of the pattern making and resin casting is, in general, very good. You get new propeller blades, a torpedo, tail

instructions don't give any information on paint schemes, but if you have books on the Mossie or the Fleet Air Arm, or if you have any back issues of Scale Aircraft Modelling with articles on the Mosquito, you should be able to scrape together just enough information.

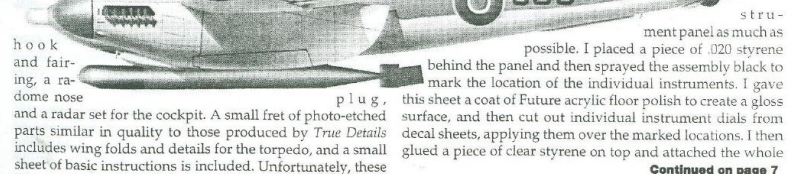


This head-on view shows many of the Sea Mosquito's defining traits—the folding wings, four-bladed propellers and thimble nose housing the radar.

I started with construction of the cockpit, using mostly kit parts with added details. The kit interior is very nice, except that you don't get much for the cockpit sidewalls. This is where I concentrated most of my efforts, trying to cram as much detail into them as possible since

the Mossie had a small and very busy interior. Eduard produces a photo-etched detail set that is tailored to the Airfix Mossie, and it came in very handy at this stage. Even though it is meant for an FB.VI, many details are common to all Mosquito variants.

I also tried a technique for the instrument panel that I had heard about some time ago. I drilled out the dial and thinned down the back of the instrument panel as much as possible. I placed a piece of .020 styrene behind the panel and then sprayed the assembly black to mark the location of the individual instruments. I gave this sheet a coat of Future acrylic floor polish to create a gloss surface, and then cut out individual instrument dials from decal sheets, applying them over the marked locations. I then glued a piece of clear styrene on top and attached the whole



hook and fairing, a radome nose plug, and a radar set for the cockpit. A small fret of photo-etched parts similar in quality to those produced by True Details includes wing folds and details for the torpedo, and a small sheet of basic instructions is included. Unfortunately, these

Continued on page 7

The Styrene Sheet is a monthly publication of the Silicon Valley Chapter of the International Plastic Modelers Society (IPMS). Articles and comments should be submitted to Chris Bucholtz, Editor, P.O. Box 361644, Milpitas, CA 95036, or by E-mail at bucholtz@aol.com. Excerpts may be published only with the written permission of the editor.



THE STYRENE SHEET

VOL. 41, No. 6.25 WWW.SVSM.ORG NOVEMBER 2007

A Publication of the Silicon Valley Scale Modelers, A chartered Chapter of International Plastic Modeler's Society, USA branch.

Guest Editor's Ravings

Hello! Welcome to the Club November Meeting Edition of our club newsletter.

This surprise production (trust me, this month's scheduled editor had no idea this was coming out any more than the rest of you reading it!) comes courtesy of a very familiar disorder not uncommon in Silicon Valley. Namely propensity for someone's computer hard disk drive to take a total dump without warning or mercy, making sure of course the last backup just misses the material you spent hours you didn't have producing so others could read it. My dear friend and co editor Mr Ferrante had an undeserved dose of this very malady Monday night thus No Sheet, Sherlock.

However, seeing as we have a huge calendar of events coming up and also fervent need of getting the word out in print about our latest in house club contest, I tossed this "quarter scale" edition into print for distribution at tonight's meet.

I know it's not what you're reasonably expecting but at least give it a try hey?

Also A HEARTY THANKS TO ALL WHO PARTICIPATED IN LAST MONTH'S SCALE SPOOKS CONTEST That was an excellent variety of contestants and entries, hat's off to the winners

Hoping you all will bring on another wave of model misbehave in February 2008...

-impromptu editor Mickb

Theme Club Contest for February 2008 SVSM Meeting

Mike Meek's "Water Related" Wide Open Competition. Example eligible:

Sea Furies Sea Venoms Sea Kings Sea Views. Barracudas! (air and land types)

Stingrays! Of course any and all types of nautical item. Neglect not FrogMen! (remember the Glencoe kit?)

Catalinas (air and land again!) Frogfoots, Sturmpioneers, SEAL/UDT teams, Ford SEEPS, DUKWs Ducks Goose Albatross (Old and Way Old), Village Rovers

Floaterplanes, Boats on Trailers, Men in rafts...

Creature from the Black Lagoon, The She Creature, Ymir from movie 20 million miles To Earth (he crashed into ocean on arrival from Venus), Giant Squid that ate subs!

Apollo, Gemini and Mercury project capsules (splashdown city!) D-21 drones (water recovery photo cell) Favorite Sphere from "From Earth to The Moon" by H G Wells!

REMEMBER THESE ARE ONLY THOUGHT PROVOKING EXAMPLES NOT ENTRY LIMITERS!

There is no way someone can't find something they will build anyways that can be a competitor for those marvelous prizes. Any who think so, are all wet I'll bet.

NOV 2007, Burton as Editor here, would be shown as the Guest Editor for reasons clearly spelled out on what is actually a "Surprise" edition of the Newsletter.

Although it was almost ten years ago, this Editor does have recall enough of this edition and its genesis, since a fair amount of "grim fun" was had creating it.

Part of this from having had a pretty fine response to the "Scale Spooks" October Club Contest, partly because the "Water Related" Club Contest for Feb 2008 courtesy of the ever mischievous mind of Mike Meek needed swift promotion. Rest due to fact that One Editor knew of the fatal crash of intended newsletter only days before from the Other Editor, and that this "brought to club meeting" Styrene Sheet would be appreciated by him for effort. As we both had plenty past experience of "missing issues" as Editors & customers, and we were trying to recover the confidence of the membership shook as were we, by abrupt cessation of Newsletter production by J. Bishop

All's well that ends well, and with this issue, we were on the way to a more "familiar" look and feel in months coming. As you will soon see, this Wayback Machine is being stretched for Editor's convenience in narrative to include DECEMBER 30/20/10. So hang in here, okay?



Next Meeting: 7:30 PM Yak & Buy
8:00 PM Bus. Formalities

Location: Mercury Savings Meeting Room
19376 Stevens Creek Blvd.
Cupertino

DECEMBER 1997 – finds superior cover article by Jim Lewis, proving again you can be Club President and still manage to make your models while in term! Chris Bucholtz's editorial gives more behind scenes insight to IPMS USA Nats hosting re: Those Decals! Along with strong support for views expressed by two others in November issue, re: hosting locals with eye to success, and what not to do or say, plus kudos. Brad Chun's PB4Y Conversion article and Chris's Rendering of "Gift Theft Rules" also make must read




THE STYRENE SHEET

VOL. 41, No. 7 WWW.SVSM.ORG DECEMBER 2007

A Publication of the Silicon Valley Scale Modelers, A chartered Chapter of International Plastic Modeler's Society, USA branch.

Westernmost Westland :



Building the U.S. Navy Version of the Westland Whirlwind

By Mark Schynert

The Westland Whirlwind probably qualifies as the most obscure RAF type to serve in a front-line combat role in the ETO for any significant length of time. Exactly 114 production models were built, and it served with just two squadrons (263 and 137), but Whirlwinds flew in combat in the day fighter and fighter-bomber roles for (continued on page 3)

DECEMBER 1987 – Alan Wolcott, Editor, choosing an appropriate cheering look for our cover here. More importantly inside, Alan gives the gift of making some large writings that **emphasize the spirit of social modelling in all manner** November meeting minutes include notation of a "Christmas club Fun Day" for Dec 12 (A Saturday), also something of how "no comments" on proposal for the Constitution, which was to be voted on in December. We'll check that next time.



THE STYRENE SHEET

Vol. 31, No. 10

December 1997

Wespe: big gun built for the blitzkrieg

By Jim Lewis

In early 1942, Germany withdrew the Panzer II from front-line service. In its day, this Panzer had been one of Germany's premiere fighting vehicles. Though obsolete, the Wehrmacht seized the opportunity to use its proven chassis and components for conversions to new fighting vehicles. Of these efforts, the Wespe is perhaps best known.



The Wespe was developed to address the one weakness German forces exhibited during the blitzkrieg—the inability to move heavy artillery at the same pace as its mechanized units. In practice, limbering, de-limbering, and training towed artillery guns on targets proved too time-consuming. Many of Germany's artillery pieces were still horse-drawn, although through modernization increasing numbers got suitable half-tracked prime movers. This still didn't afford the artillery enough battlefield mobility. These artillery weapons quickly became incapable of rapid formation movement or deployment supporting the "blitz" doctrines of tank warfare. It wasn't possible to reposition the artillery guns quickly in response to changing battlefield conditions, and this invited counter-battery fire. The solution would be to mount artillery guns on tracked vehicles.

Such a vehicle would afford the artillery crew the agility, speed and mobility on the battlefield already afforded the tank crews they were supporting. The mount would provide vastly improved armored protection to the

crews during fire and transport operations. The vehicle mount eliminated the need to limber or de-limber the gun from a prime mover and the guns could be set up more quickly for firing or stowed for transport. With a successful design, the artillery would move as fast as the tank forces on the battlefield.

Designated special vehicle Sd.Kfz.124, and christened Wespe (German for "wasp"), this weapon "accidentally" became the prime self-propelled artillery piece for Germany's Panzerartillerie during World War II. (Note: German forces named their self-propelled artillery after insects like Grille meaning "cricket." The Sd.Kfz.124 officially bore the name "Wespe" from 1942 to January 1944—when Hitler banned its use). Originally developed as a stopgap solution until fully armored artillery guns came into service, the Wespe became the solution for adding mobility to Germany's fast-moving Panzer forces.

Germany's ultimate desire was to develop artillery guns under full armor protection. The Wespe, and vehicles in her class, were interim designs meant to rapidly introduce mobility to Panzerartillerie formations until efforts towards designing and perfecting fully-armored self-propelled guns could bear fruit. However, the fully-armored concepts did not prove successful, leaving Germany, and their engineers were unable to successfully



Two views of the Wespe. Originally intended as an interim vehicle, the Wespe fought long after the development of its replacements had been cancelled.

the interim Wespe as front-line equipment. Time ran out on Germany, and their engineers were unable to successfully

Continued on page 7

The Styrene Sheet is a monthly publication of the Silicon Valley Chapter of the International Plastic Model Society (IPMS).

DECEMBER 2007 – AMAZINGLY it seems Editor Burton has now learned how to manage a picture on the cover, although the gray scale rendering is not optimal. No big deal at the time of publication, as we were still on "write, print, copy, fold, stamp & put in mail" mode, which was to go on for a while yet. Since the cost of color copying was (and still is) prohibitive (member's dues would pay for ONE newsletter for the year each, and then only the OSS's ten pages...) Thanks muchly from this Editor for this article from "dual passport (Free Hornets/SVSM) member" Mark Schynert, then and now. I took the photos at a meeting for this utterly intrigued me, and he gladly wrote up a piece for us. Chris Bucholtz's Xmas letter as ever, a wickedly fun read and overall this not bad issue to close out a tumultuous OSS year.

I chose a very good letter to Editor to end this Wayback edition, it's a bittersweet note, though. The writer, Stephen Tontoni, left us too young, in his early 50s, year 2013. -mb

OH NO ! Here's Yet Another "WAYBACK" REPRINT ARTICLE (from October '97)
(as you can download whole thing from www.mickbmodeler.com if you go to Editor's Archive)

LETTERS TO SVSM

The Modelfy category has been very popular for years at the Northwest Modellers show in Seattle. At the 1998 IPMS Nationals in Santa Clara, this will be a trophy category sponsored by the newsgroup REC.MODELS.SCALE and Mike West of Lone Star Models.

The basic rules of the Modelfy are very simple; you are assigned a specific kit from which you may build whatever comes to mind. You may not build it according to kit instructions/markings (straight). An important rule is that the judges must be able to find some parts of the original kit in the final kitbash. You may use parts of the kit, several kits, and even bash together other kits to build your creation.

Judging criteria: judging criteria is identical to IPMS judging; sound building technique, good finish, etc. are still necessary. The only exception to these criteria is that an emphasis is also placed on creativity and humor.

IMPORTANT: The kit that will be the basis of the Modelfy competition at the IPMS Nationals in Santa Clara in 1998 will be the 1:48 *Monogram* P-51B. This kit was chosen by members of REC.MODELS.SCALE; the winner of this competition will have the honor of choosing next year's kit.

There will be first, second and third place honors in this category; first place, however, will also win the coveted "Trophy Hog." The Trophy Hog is a trophy which will be held by the first place winner for one year. On receipt of the "Hog," the winner will accept the responsibility of getting it to the next year's Nationals so that it can be awarded then; it is a revolving trophy. Of course, the winner will keep the first place ribbon. If the winner doesn't want the responsibility of

returning the "Hog" for the following year's Nationals, they can opt to decline the "Hog" after the banquet.

How to start this darned thing? Some modellers choose to draw pictures of possible schemes before buying the kit and beginning on it while there is another very strong contingent that likes to take a kit and fit the pieces together different ways until ideas begin to gel. Both methods work quite well and you'd be surprised how innovative and resourceful we modellers can be!

This is meant to be a fun and humorous category that will stretch your creativity to the limit. Some of the more interesting Modelfies at the Northwest Modellers in recent years have been:

| Model : | Original kit: |
|---------------------|------------------|
| Crane (machine) | Fairey Rotodyne |
| Orca (killer whale) | Fairey Rotodyne |
| Whaling harpoon | F-14 |
| Sailboat 3D art | F-14 |
| Windmill | Topfuel Dragster |

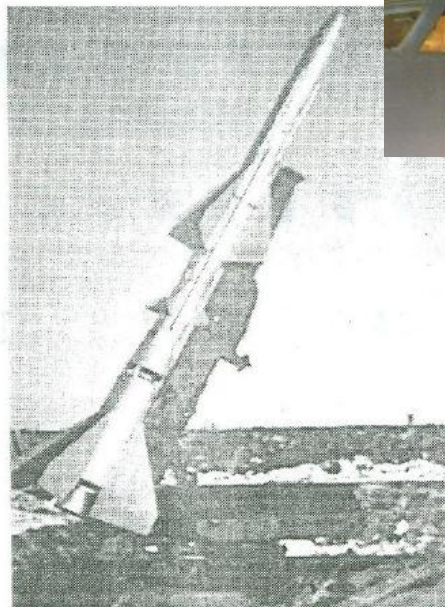
(my apologies to the many other interesting models that have come from this competition; memory only works to a point.)

Now get out there and pick up your *Monogram* P-51B and start modelfying it. Good luck!

Stephen Tontoni
IPMS Seattle

**Need another contest to
get fired up over?
The Missiles of
October Contest**
**Bring in your best models of
projectiles of any type! We'll use a
U-2 to judge them from 50,000 feet!***
(*Unless, of course, we find judges in
attendance at the meeting willing to judge
from ground level)

Other Upcoming club contests:
November: Corsairs—F4Us and A-7s
**December: Twins (Anything having to do with the number
two)**



SoCal Amps and IPMS South Orange County
 Insane Modeling Posse present the
 Insane Model Contest
 Norman P. Murray Community Center
 24932 Veterans Way
 Mission Viejo, CA 92692
 10:00 am to ~5:00 pm



SATURDAY JUNE 24TH, 2017

at the
 Norman P. Murray Community Center
 24932 Veterans Way, Mission Viejo CA
From 10am to 4pm
 Entries close at 12:30

Contest Admission Adults \$10 for 3 models
 (\$1 for each additional model) Juniors, Free

**LARGE RAFFLE, BEST OF SHOW
 AND SPONSORED AWARDS**

IPMS CATEGORIES

AIRCRAFT

- 1) Small Scale Aircraft (below 1/72)
- 2) 1/72 Single engine prop.
- 3) 1/72 Multi-engine prop.
- 4) 1/72 Jet
- 5) 1/48 single engine prop.
- 6) 1/48 multi-engine prop.
- 7) 1/48 Jet
- 8) Biplanes all scales and types
- 9) 1/32 All types
- 10) Rotary all types and scales

AUTOMOTIVE

- 11) Factory stock - all scales and types
- 12) Competition Vehicles - all types and scales
- 13) Hot Rods, Customs, Tuners, Rat & Resto all scales
- 14) Low Riders all scales
- 15) Misc. Vehicles, Trucks, Emergency all scales & types
- 16) Motorcycles all scales & types

AMPS CATEGORIES

ARMOR

- 33) Close Top Tracked & Semi-Tracked Vehicles to 1945, (Axis)
- 34) Close Top Tracked & Semi-Tracked Vehicles to 1945, (Allied)
- 35) Close Top Tracked & Semi-Tracked Vehicles to 1946 - 1991
- 36) Close Top Tracked & Semi-Tracked Vehicles to 1992 - Present
- 37) Open Top/Open Hatch Vehicles (all types)
- 38) Wheeled Vehicles (all eras)
- 39) Ordnance (Towed only, emplaced or w/Prime Mover (all eras)
- 40) Major Conversions and Scratch built

SHIPS

- 17) 1/350 and larger
- 18) 1/351 and larger
- 19) Submarines all types and scales

SCIENCE FICTION / SPACE

- 20) Space Rockets, Missiles all types & scales
- 21) Sci-Fi & Fantasy Figures "life form" all scales
- 22) Robots, Mech & Gundam "non-life form" all scales
- 23) Miscellaneous Sci-Fi vehicles

FIGURES

- 24) 79mm and smaller all types
- 25) 80mm to 150mm all types
- 26) 151mm and larger all types

DIORAMAS & VIGNETTES

- 27) Military all types and scales
- 28) Sci-Fi, Misc. all types and scales

MISCELLANEOUS


- 29) Humor, Hypothetical All Scales & Types
- 30) Gaming Piece Miniatures

JUNIOR

- 31) Age 1 thru 12
- 32) Age 13 thru 17

- AMPS will be judging all armor models
- Awards multiple Gold, Silver, Bronze in each category (one per entrant per category)
- 3 Skill Levels in each, Beginner, Intermediate & advanced (each entrant may select their level at registration)
- Best Armor is selected from Advanced only
- No distinction is made for scale

For Vendor information, contact Joe Bevans at joseph_bevans@yahoo.com
 Vendor tables - \$50.00 ea. After May 31, \$65.00



18TH ANNUAL MODEL CONTEST

Theme:

RECORD BREAKERS & FAMOUS FIRSTS



**LOCAL EVENTS
VENDOR TABLES
2 BIG RAFFLES**

Date: Saturday - September 9th, 2017

Location: Desert Heights Elementary School
13948 Mt. Bismark - Reno, Nevada
9:00AM - 4:00PM

Entry Fee: Free to All Non-Entrants
\$5.00 for First Model
\$1.00 for Each Additional Model

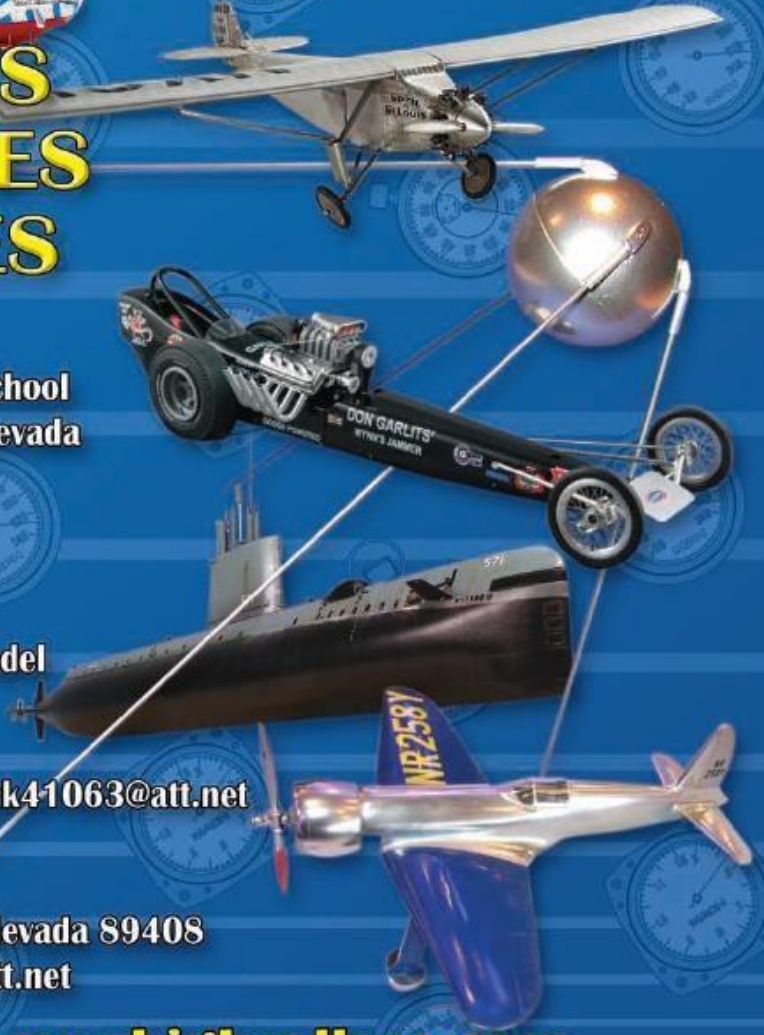
Vendor Tables: \$25.00 (register early)

Contact : Neil Hulse for reservations - knk41063@att.net

Chapter Contact:

Douglas Summers
1045 Lasso Way - Fernley, Nevada 89408
(775) 835-0140 - ghpltd@att.net

Visit us at www.renohighrollers.com



LITTLE OUTLINES of CLUB CONTESTS for YEAR 2017

SVSM MEMBER' s CONTEST JUNE “*Boring German Scheisse No One Likes*”

For SVSM Members , June is the month to just let go and have some fun with themes perhaps others might find "incorrect" to put it politely. Last year this space was occupied by one of our more successful results club contests period, much less a Member's theme pick . It was called " YOU MOTHER ! "

This summer's opener could be said to harken to a certain June day in 1944 when some notable German scheisse got the same kicked out of it ... but one could say I digress here. This is a much broader theme than it appears, too

So what this is will be better outlined in detail in coming days. For now, trust that it's very likely you have something built for it already, if you have been a modelbuilder for any number of years. Wouldn't surprise us at all



ALL ENTRIES TO COMPETE, MUST BE FINISHED



SVSM EDITOR' s CONTEST JULY

“*RED, WHITE & BLUE*”



What this is, simply: a chance to find ANY excuse to produce a model in any of these three primary colors (okay, two plus a "non"), or any combo of two or three. There is a certain Austin Powers movie series which ,odly enough, features vehicles whom you may still find models of (allegedly buildable) that stunningly qualify. A Sox & Martin racing team fan won't be lost for entries here. Fans of Douglas and/or Bell X planes would easily find room to compete here, as would anyone who fancies patriotic themes for figures or vehicles that are associated with the USA, France or Russia.

A small technicality,
ENTRIES MUST BE
FINISHED TO COMPETE

BUT WAIT! Isn't there a Club Contest in AUG, too?



STILL COMING UP IN AN AFTERMARKET NEAR YOU ! AUG Club Contest News

PLUS

Another bunch of stuff the Editor managed to toss together ☺



SVSM EDITOR'S CONTEST NOVEMBER

"WATCH THE SKIES"



Say what ??? How on Earth does a Flying Saucer, the Arado AR-234 and two versions of P-38 "Lightning" mesh for even a legendary for their "Mr Fantastic" Stretch, SVSM Club Contest ? Rock simple and fiendishly stellar in scope, BECAUSE they all relate in an "atmospheric or skyborne" fashion. Any Scale, Any Type subject as long as it's tied to Atmosphere (weather related items are easy and wide range) Or Day or Night Sky (So of course UFOs, Flying Disks, or "Constellations", "visible Planets & Stars, Heavenly Bodies" (So Mars, Venus, Jupiter, Saturn related, Polaris, for some)

Remember, November is traditional "End All and Be All" Club Contest, so Editor tries to make a fun and wide scope Possible for this particular month, last "regular" meeting

A small technicality, ENTRIES MUST BE FINISHED TO COMPETE



PLEASE SHARE THE JOY OF OUR HOBBY AND FRIENDS
Because it seems sometimes more than a few forget this :

THE ONE TRUE RULE OF MODELLING (if ever there is).

*If you're having fun,
Then you're doing it right.*

EDITOR
SILICON VALLEY SCALE MODELERS
P.O. BOX 361644
MILPITAS CA 95036
Email : dens25403@mypacks.net

