



THE AFTER MARKET SHEET



VOL. 50A, No. 7A WWW.SVSM.ORG JULY 2016

A Publication of the SVSM Chapter of International Plastic Modeler's Society, USA

RED'S MEMORIES & MODELLING THE DINOSAUR HE RODE IN ON



TAMIYA 1:35th Scale: "CHASMOSAURUS DIORAMA SET"

Text/Images: Rodney J Williams

PUTTING TOGETHER A PAIR OF PREHISTORIC PROPORTION

by Rodney J. "Red" Williams

This "dino-set" as I call all my Dinosaur models was produced by Tamiya. The experts say that this pre-historic creature lived during the Cretaceous period on planet Earth in Western North America. I assume that there is more detailed information within the pages of kit instructions, as I have no idea at present when the Cretaceous period was!

BUILDING THE MODEL

I do not have any "in-progress" building photos to present to you in this story. (Continued on page 3)

“ WE'VE BEEN THERE, DONE THAT, HAVE THE SHIRT, and STILL It's Being Studied... ”

The very nearly here IPMS USA Nationals have again prompted me to find a direct focus editorial muse. One which I haven't used or gleefully “stolen like an artist”, so that I may again wrap this still fresh fish up and publish her. Luckily the decision to troll the IPMS USA forum for a stimulus-response paid off this time, with an issue very close to home !

As part of the Executive Board of IPMS-SEMICON, I had the true fun (for me) of doing the floor layout and planning for Halls A & B, of the Santa Clara Convention Center site we were to use. Totalling over 50k square feet, roughly ½ of that for “vendor” and same for “contest”. The ancillary but just as necessary “administrative space” for “registration and security needs” were already planned for in the form of open secured lobby space plus an actual “ticket sale room” I bring this old horse up to run again, for a timely reason that fits in a sub theme of this issue. Namely, we, among the veterans of “actual staged Nationals”, have direct experience going further back than 1998 *with an issue that is being actively pursued on the IPMS USA Forums TODAY (07-24-16)*. Namely **DISPLAY TABLE IDEAS/ACTION PLAN**.

Not many today and few enough even back in the active issue days of the 1998 NATS event plan, launch and recovery ever knew that I'd personally made it a project: *to have TEN 8 foot by 30 inch tables for DISPLAY ONLY*, right smack in *MIDDLE OF THAT 50 K layout* ! The direct impetus for that project, as I had to “sell it” to the Convention Chair & others, was this: Hey, we're going to “close the room for Judging”. Thusly tell interested “walk in Public at large” plus the convention attendees, many of whom would only be there for the 3-4 days of the show out here in “expensive Bay Area of California” , *tough luck for some prime time viewing, we closed*. There's very good, vital to convention needs for having to plan to do that. But having already been to Nationals as a Customer more than once, and heard plenty of spirited talk (*aka angry or bemused bitching...*) on this matter, felt here we had a chance to try something without any real cost to the folks, only to ourselves. My plan, sadly due to things that come to pass with such endeavors, didn't end up becoming much of a reality as originally envisioned. Never enough time to “ get the word out, also start balls into air for material to fill, from other interested parties ”. So for the days of the show, I had to explain why it wasn't going to fly with me to “free up or allow vendors, tired customers, etc” to sit or otherwise tie up these ten nearly empty space tables in middle of the show. Since I had the necessary crew to police this whole thing, with my faint and vain hope to miraculously fill the space “with requisite variety of model eye candy” before we “drew the curtain”, literally. I had an AutoCAD layout for the entire show plan. Had spaced the tables to meet Fire Marshal, show traffic needs yet allow the “dividers” to be drawn out when came time to close the 25k of contest area, so you see what I was aiming for here. If someone came to look at models not just shop or not at all shop, I was planning to have ten tables of models “display” at the “back of the vendor room” , to keep them happy and provide data for “future show hosts” on how that went.

Years later, I have gotten three years direct full span of time experience at ScaleModelWorld (Telford show in UK) to reflect and see “how others do this”, as well times at later USA Nats where others tried their own versions of my plan. So it amuses me to read the weeks of posting now available online in the IPMS USA Forum on “Nationals Registry” thread, where discussion of “*how when why TO OR NOT TO DO*” **Display Tables at IPMS USA Nationals** run wild. For those who haven't gone to read them, I encourage you to do so NOW. As well consider how some of your fellow IPMS clan don't get that there's indeed a “too hard nosed attitude about purpose of Society & Competition” and whole group that don't get “why we don't get above 4000 or so members...” Thank gods, our current President Ron Bell was someone we know from our time at the helm, who indeed “gets it”, encourages innovation and practices it too. - *mickb*

TABLE OF CONTENTS JULY 2016 AFTERMARKET

- 1) **MAKING PREHISTORY BY RJ WILLIAMS** (resumes @ 3)
- 3) **MODELLING AMERICAN ARMOR OF THE CRETACEOUS PERIOD, continued** (runs to 6)
- 7) **SVSM CLUB FLYER** all about their upcoming **SEPTEMBER 2016 SVC 4 FUNDRAISER**
- 8) **EVENTS CALENDAR**
- 9) **NEAR SILENCE ! Part One** of Richard Pedro's Exploration of **Achieving Quiet Air Supply at Affordable Cost** (runs to 10)
- 13) **WAY BACK MACHINE RETURNS: An Editorial Run Down of July & August Serious & Silly Stuff '86, '92, '93, '96**
- 22) **FLYER PROMOTING AUGUST FRESNO SCALE MODELERS Regional for R-9 Show & Contest**
- 23) **SEPTEMBER EVENTS Reno High Rollers Show “AS SEEN ON TV” & Free Hornets TriCity 12 ” Battle of Britain ”**
- 24) **OCTOBER EVENTS Orange County IPMS ORANGECON 2016, Sonoma County HOBBY EXPO 2016**
- 25) **NOVEMBER EVENT Antelope Valley Group DESERT CLASSIC NUMBER TWENTY ! with a JURASSIC TWIST no less**
- 26) **ENDPIECE FOR SVSM JULY 2016 “ NNL WEST DATE CHANGE ” & MULTIPLE TEASERS FOR NEXT TAMS**

Red's Speed Modelling The Classic Prehistoric American Armored Ceratopsian In Modern Armor Scale (from 1)



The box art shows a mother,(?) with her baby so I check out the baby's body parts. I notice that there are no external male items included, so I assume that the baby is a little female. However, I noticed that there were no female recessed areas on either model. Thanks to Tamiya, do I have a father, son and/or daughter? Or could it be mother with son and/or a daughter. I choose the latter and I named the mother "Mary" and her new born "Terry."

All the kit parts were made with vinyl instead of plastic that most kits are made from, and if you have every worked with vinyl you know that it presents some minor problems with cutting, sanding etc.





The kit also included a turtle and a lizard along with a pre-cast base.

Additional items include a dead tree and some big rocks.



I dry fit the two animal bodies together. Since they matched up nicely, I just super-glued them together, then cut and sanded the seams on the spine as well where the legs were attached. I removed the vinyl rocks and the dead tree stump, then filled the voids with Evergreen card stock that I purchased at D & J Hobbies during the early 1990's.



Since I live out in the desert, having 6 acres around our home, I can find lots of realistic items to add to my dioramas.

I found some rocks, dead wood, sandy soil and lots of dead desert vegetation so I used them.



The two dinosaurs on the box art were of a green color. For some reason I painted my models a two-tone scheme using Tamiya's tan and medium brown colors.

Should I re-paint them green ?



A few years ago I went down to the Dolores River, which is about two miles from my home and collected different colors of sand. So I used it on my base along with above items.

The kit base was attached to a pre-cut section of 1/4" thick foam board that I buy at the Dollar-Store in Cortez, CO.

The two bases were coated with Elmer's white glue, and then I poured on the sand.

After the “sand/glue” mix had dried, I turned the base upside down and off came all the excess sand. I put additional sand here and there, then attached the river rocks, dried vegetation and a section of a dead tree branch.



I mounted my tree branch to the base with white glue.

Then sprinkled on some green grass that I bought at Hobby-Hut model shop. Hobby Hut is located in Grand Junction, CO, just so you know.

I attached the “pre-painted” little lizard to the dead tree trunk and just used some more white glue to attach the turtle to the sandy base.



Look close at the mother’s eye and you will see that she has an elongated eye while the baby’s eye is round.





My “mother-daughter” creation is placed with some other dinosaurs that I have made in years gone by.

I entered this model into the 2013 IPMS/USA National Convention, which was held in Loveland, CO.

There it was awarded a “First Place” trophy in its category.

Long ago, Mick Burton nick-named me the “ Trophy Hunter ” and this award makes number 292 since I joined SVSM in 1984.

WHAT MORE CAN I SAY!

Enjoy “Mary & Terry”

Rodney J. Williams Copyright: June 30, 2016

(as usual if you have any “pro-con” comments please email me @ foxx700777@gmail.com)



The Silicon  **Valley**

Scale Modelers

INVITE YOU, FRIENDS & COUNTRYMEN

TO OUR

2017 SV Classic Event

FUNDRAISER AUCTION

CURRENTLY SCHEDULED TO BE HELD ON

MEETING OF THIRD FRIDAY **SEPTEMBER 16 2016**

AT OUR USUAL MEETING LOCATION

Community Room, Milpitas PD, 1275 N Milpitas, Milpitas CA

Business begins promptly at 8 PM & everything must be concluded by 10 PM

ADD TO THE FUN !

**BRING AN UNSTARTED MODEL KIT (or two!)
THAT YOU WOULD BID MADLY FOR TO GET BACK, AS A DONATION**

Queries may be directed to our contact – DENS25403@mypacks.net please allow for 2-3 days response time

UPCOMING EVENTS CALENDAR AS OF 07-24-16

Friday, August 19 2016

IPMS/ Silicon Valley Scale Modelers meeting. President's Club Contest Theme “ **It Figures – Eight is Enough** ”

Saturday, August 27 2016

IPMS/ Fresno Scale Modelers host the **R-9 REGIONAL 2016** , Fresno City College Cafeteria, Fresno CA

Friday, September 16 2016

IPMS/ SV Scale Modelers host their **SV Classic FUNDRAISER Auction**. Regular meeting place, details coming

Sunday, September 25 2016

IPMS/ Fremont Hornets host their TriCity Classic # 12 at the Milpitas Community Center, Milpitas CA. Theme is “Battle of Britain”, for all things British/directly related. 50 categories, 20 Special Awards, see website for details.

Saturday, October 08 2016

IPMS/ Orange County host their **ORANGECON 2016** Theme is “ **Remembering Pearl Harbor** ”

Saturday, October 15 2016

IPMS Sonoma County host their show “ **Hobby Expo 2016** ”. at old locale ! Lucchessi Center, Petaluma.

Friday, October 21 2016

IPMS/ Silicon Valley Scale Modelers monthly meeting. Club Contest Theme “ **Frankenstein's Model** ”

Saturday, November 05 2016

IPMS/ Antelope Valley Group host Desert Classic #20, AV College, Lancaster, CA SPECIAL AWARD Category “JURASSIC PLASTIC “ Overall theme is “Vietnam War, 1946-1975”

Friday, November 11 2016

IPMS/ Fremont Hornets monthly meeting.

Saturday, November 12 2016

“ **IRON BLOOD ORPHANS** “ host 6th **annual Gundam Model Competition** at the Fullerton Community Center, Fullerton, CA. See their website www.THOSEGUNDAMGUYS.ORG for additional info and updates

Friday, November 18 2016

IPMS/ SVSM meet. President and Editor's Club Contest Theme “ **The End All and Be All Contest** ” See www.mickbmodeler.com

Friday, January 20 2017

IPMS/ Silicon Valley Scale Modelers meeting. Editor's Club Contest Theme “ **1917** ”

Friday February 17 2017

IPMS/ Silicon Valley Scale Modelers meeting. Editor's Club Contest Theme “ **Northrop's Notables** ”
See www.mickbmodeler.com

Friday, January 19 2018

IPMS/ Silicon Valley Scale Modelers meeting. Editor's Club Contest Theme “ **1918** ”

Near SILENCE – part 1



Face it we've all been there. It's late, everyone is sleeping and you can't sleep. So you creep up to your workbench to do some building on your most current project. Can't paint because the compressor is too loud and you don't have the mad hand painting skills. What to do!?!...

If any of you has read the last TAMS newsletter our editor was kind enough to reprint pieces of an old article that I wrote on upgrading your old single piston compressor with empty propane tanks. The whole purpose of that upgrade was to help reduce the compressor pulses by building up extra pressure in the line. The main issue with that original setup is there was absolutely no provision for shutting off the compressor when a certain tank pressure was reached.

While I am slowly returning to the hobby, I like to look and see what's changed; there has been quite a bit but at the same time not much. The cost of models – UP (way up depending on the scale/brand), a nice evolution of resin details, some of this stuff can be a model by itself. I'm also finding that the selection of good solvent paints seems to be shrinking, and waterbase paints increasing in lieu of solvents based. Blah blah blah! Back on topic.

I do have a compressor but it's a heavy large 25g 2.5HP noise maker, and I have one of the small utility compressor also a noise machine. Both reside in the designated mess area aka the garage. Neither of them will work should I like to do some late night modeling at my workbench and not disturb anyone. So I decided to research the airbrush compressor options – my old propane tank compressor is long gone and "old tech", it's time for something new.

What are the options available? Single stage compressors are still available and they have quieted down considerably but not great choice for near silent painting in the evening. You could even get one of those 3gal utility compressors (like the one in the garage) they are very cheap – harbor fright on sale for \$60, but again not good as a silent painting companion. Don't forget to pick up a supply of ear plugs 😊

	
3 Gal. 1/3 HP 100 PSI Oilless Pancake Air Compressor	3 Gal. 1/3 HP 100 PSI Oilless Pancake Air Compressor
Item #61615 ★★★★☆ (180) comp at \$89.00 Sale: \$59.99	Item #95275 ★★★★☆ (388) comp at \$89.00 Sale: \$59.99
ADD ITEM TO CART	ADD ITEM TO CART
Add to My List	Add to My List


I also found what I will call hybrid compressors – if you will they are exactly like the propane tank compressor I wrote about many years ago, still not silent. They do have the nice addition of a cutoff switch so the compressor is not running all the time and you can control the pressure.



This GMC Sycrone is rated at 60Db and sells for \$269.99 (steel tank) to \$289.99 (aluminum tank)

And then there is the uber silent compressor but **WOW pricey**. So what are the prices?? A normal hobby air compressor ranges from \$65-\$200 depending on the specs and brand. The “hybrid” compressors jump up to \$200-\$500+. And the top grade “Silent” compressors start around \$600-\$2000. I put silent in “” because it’s not truly silent, however compared to the other options this is perfect for the late night model builder.

 <p>Made in Italy</p>	<p>SIL-AIR 50-24-V H.P. 1/2 Voltage: 110/60, (230/50-60, extra charge) Output: 2.15 CFM Max Pressure: 114 PSI Operating Pressure: 84-114 PSI Noise Level: 40 Decibels Tank Size: 6 Gallons Dimensions: 15.7x15.7x28 Weight: 64 lbs.</p>
	<p>Oil Lubricated Silent Compressor with Fan Features - Silent Running - Automatic Operation - In-Line Regulator With Moisture Trap - Internally Painted Tank To Prevent Rust - Line Pressure Gauge - Tank Pressure Gauge - Electric Fan To Cool The Pump - Thermally Protected - Portable Made in Italy</p> <p><small>Retail price: \$2029.00, sale price: \$1319.00 99 5024V SIL-AIR 50-24V: \$1249.00</small></p> <p>for deluxe version, see the Val-Air 50-24-AL</p>

 <p>Made in Italy</p>	<p>SUPER SILENT SUPER SILENT DR-500 H.P. 1/2 Voltage: 110/60, (230/50-60, extra charge) Output: 2.15 CFM Max Pressure: 114 PSI Operating Pressure: 84-114 PSI Noise Level: 40 Decibels Tank Size: 1.5 Gallons Dimensions: 19x9.2x19.5 Weight: 58 lbs.</p>
	<p>Oil Lubricated Silent Compressor Features - Silent Running - Automatic Operation - In-Line Regulator With Moisture Trap - Line Pressure Gauge - Tank Pressure Gauge - Thermally Protected - Suitcase Design - Portable Made in Italy</p> <p><small>Retail price: \$1266.00, sale price: \$869.00 99 DR500 Super Silent DR500: \$859.00</small></p>


Sil-Air 50-15 online lists for \$1069.00 + shipping, Super Silent DR-500 varies from \$765.99 to \$1273.70 online

Where am I going with this? I’ve been going through some rough stuff as of late and during my sleepless nights I’ve ventured the interwebs and ran across some DIY amazing builds that brings “Silent” compressors within reach of the late night hobbyist at a very reasonable price; estimated: \$100-250 or less. So in the spirits of my old compressor article follow along as I put together a “silent” air compressor for my workbench.

Next time – Parts, Parts & more Parts, Pricing & Build

-Rich Pedro

San Jose Police Historical Society Display Project



The San Jose Police Department has a display cabinet at the officers entry to the police patrol division building. The San Jose Police Historical Society would like to fill the cabinet with models of San Jose Police vehicles in 1/24 and 1/25 scale (or helicopter in any scale). The Historical Society is asking for model builders who would be interested in building a vehicle to be put on permanent display. The San Jose Police has used a wide variety of vehicles over the last 100 years, to include the following:

(In the early 1920's through the 30's officers used their own vehicles for patrol)

1941 Chevy Sedan 4 door (black, unmarked with radio aerial only)

1946 Pontiac Streamliner 4-door sedan (3 cars traffic control)

1951 Pontiac 8

1951 Chevrolet

1953 Ford Customline 4-door sedan (V-8)

1954 Chevrolet 4-door (V-8)

1957-1958 Ford Custom 300 (V-8 352 Thunderbird engine)

1959 Ford Custom 300 (first official Ford police package car)

- 1960 Plymouth 4-door sedan
- 1963 Plymouth 4-door Fury
- 1964 Plymouth Savoy 4-door sedan (383 commando) including the station wagon (k-9)
- 1965-1967 Plymouth Fury I 4-door (383 commando)
- 1968-1969 Plymouth Belvedere 4-door (383 commando)
- 1970-1971 Plymouth Satellite 4-door sedan (big block 400)
- 1972 AMC Matador 4-door (360 engine)
Plymouth Fury 4-door (HP 440)
- 1973 Plymouth Fury 4-door (HP 440)
- 1975-1976 Plymouth Fury 4-door (HP 440)
Dodge Coronet 4-door (HP 440)
- 1977 Dodge Monaco 4-door (HP 440)
Plymouth Fury 4-door (HP 440)
- 1978 Dodge Monaco 4-door (HP 440)
Plymouth Fury 4-door (HP 440)
- 1979-1980 Dodge St. Regis (HP 360 and 318, CHP dumped all of their 318 cars on SJPD when they
Received the Dodge Diplomat)
- 1981 thru 1989
Dodge Diplomat 4-door (318 engine)
- 1990 Chevrolet Impala 9C1 4-door
- 1991-1993 Chevrolet Impala / Caprice 9C1 4-door (Predecessor to LT-1)
- 1994 thru 1996 Chevy Impala / Caprice LT-1 / 9C1 4-door 5.7 L engine 350 hp (corvette engine)
- 1997 Ford Crown Victoria 4-door (early model)
- 1998 thru 2012
Ford Crown Victoria 4-door (current model)
- 2014 Chevy Caprice V-6 patrol package (made in Australia by Holden)
- 2014 Ford Explorer police package

Decals of the SJPD logo will be provided, as well as any photos or other related information. Any models purchased will remain the property of the builder and be available to claim at any time. A placard will be placed with the models to indicate they are courtesy of the "Silicon Valley Scale Modelers". If you would like to participate

PLEASE CONTACT John Carr via the Editor's email DENS25403@MYPACKS.NET

OH NO ! NO NO NO NOT THAT. ANYTHING BUT THAT ! Oh SO SORRY KIDS BUT HERE RETURNS THE

CHAPTER WAYBACK MACHINE !

Editor's Mad Ravings – July's editor, Mick Burton (again this month we have others who haven't forgotten...)

“ EVER REDUX , or ESSENCE Of REDUCTION, EITHER WAY WE HAVE A LOOK AT NOW and THEN ”

Last month, we began with review ahead of the month of July arrival (most timely as publishing occurred only days ahead of July 1st) with look at 30, 20 years and 10 years past of same. Then wandered about as promised with 1995 article that is now being followed up by that same author this issue, TWENTY ONE YEARS LATER. My thanks to Alumnus Contest Director & Past President, Richard Pedro, for this appreciated piece of modellingnewsletter work.

Much of the second half of JUNE's WAYBACK was pointed at basically, You Get What You Give, Simple as That.

This month's second half is going directly there, and with no malice but plenty aforethought. Brought back because the ones who have gone before many of you reading this, were already painfully aware of how much history repeats itself, if not learned from . There are those who still don't want to come to grips with “Club Med vs Club Fed” as I blatantly simplify the choice between being a “local club member vs IPMS USA member” if a choice must be made. In a followup answer from a very intelligent, very successful member of both, to an editorial and a challenge to the “fence sitters and fence splitters” whom then the IPMS USA (“The Fed”) were directly threatening in his view. 20 plus years ago, that was still a touchy subject of going on 20 years, and now still unresolved for good reasons. Oh, I very well know for most of the modeler population, this is a boring or immaterial issue, “it's just a hobby, ya know”

Don't think I don't know that for a split second. At same time don't forget, to me, that many more of you get just as exercised. No, DAMNED WELL MAD AS HELL AT MANY A TIME, over “your (football, baseball, basketball) team or opposing team or personage” doing such and such or getting “done over”. With no less anger responding when told as I would gleefully, if I didn't know better, “ Hey, it's only a sport after all, not like it affects anything in your real life...” by someone you care about or not . As my point is really, it doesn't matter. If it involves humans, competition and congregation, mixed in with judgements expected and encouraged , you're “ more than a hobby”.

As we celebrate “ This Month of Fireworks ” which happens to also every four years coincide with major “revolt” that is for the most part peacefully conducted, keep in mind that all happened and happens still at a price a bit more than consciously kept in mind for many I spend my days around. Everyone still has a right to their opinion and be as unconcerned or undereducated as to “the facts of why things happen and to whom” without question. Just be a bit more hesitant to go forth in volatility or violent disagreement at times like these we are in today, because often it is not so clear as “common knowledge” and “common sense” would dictate, ever so many find out to their peril of how twisted or even meaningless those two terms really are “in real life” as well as in “ this silly hobby of ours ”.

On that muse, “launch article” will be the JULY 1993 Club Contest. Then we'll look at Contest and Wars that may be Enlightening or Frightening or both, that are now (more or less) safely in our past. Still, presage or prescient...



Where to look for Dino-sources

By Mike Burton

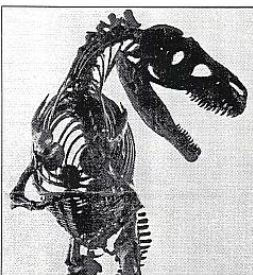
Dinosaurs live again... and in places other than our gas tanks! At least this is one set of animals we can't have been responsible for helping toward extinction. I hope some of you have seen Jurassic Park, and I definitely recommend reading the original novel, for it offers a lot the movie could not. Which leads me to my contribution to your dinosaur education—these reviews of some books which will help you make better choices.

• The Audubon Society Pocket Guide Series volume Familiar Dinosaurs, 1993

This excellent value (only \$4.95 retail, \$3.95 at Crown Books) is full of vivid interpretations by many artists, all of which would aid anyone as a creative stimulus. There are 78 color paintings, illustrating a wide range of familiar dinosaurs and many not so well known animals. There are lots of few dinosaurs covered here, and you could gain some ideas for posing them from the scenes in this book. The paintings provide a consistently high artistic value in each rendering without sticking to a single style for all 78 paintings, yet all are kept to the latest scientific facts for each animal. The range of color schemes is though provoking, to say the least. A great single reference for anyone, and affordable for those on a budget.

• The Macmillan Illustrated Encyclopedia of Dinosaurs & Prehistoric Animals, 1988, numerous consulting editors and artists

A much more expensive but worthwhile guide to the tal-



most latest science with superb color illustrations and strong, light and factual text. Recommended.

• Dinosaurs Past and Present, Volume 1, by S. Cozzari & E. Olson, 1987

Part of a great two-volume set which captures in book form what was a traveling exhibition that illustrated how much our view of dinosaurs has changed over the past 20 years (and this was written in 1987).

I heartily recommend to modelers the chapters “Models, Paintings and the Dinosaurs of North America” by Dale Russell and “The Scientific Approach and the Art of Bringing Dinosaurs to Life” by Mark Hallett. Russell provides a fine insight into how valuable models are today (and have been in the past, without being so noted) in bringing to life the extinct critters as interpreted by various folks to see if their theories hold up.

Russell is an artist and museum curator himself. Hallett is an artist who specializes in dinosaur art and works with many of the top people in the field today. His chapter covers how an artist faces many challenges when attempting to recreate an extinct life in a scientifically faithful model. He relates his insights in working with dinosaur experts and how often the teamwork developed is key to their success.

The whole book has many fabulous drawings, paintings and chapters. One editor, Silvia Cozzari, is quite an artist herself, and her husband made the fine sculpted 1:63 models of the three Dromaeon now on display at the California Academy of Sciences in Golden Gate Park.

Continued on page 4

A note again, go to Editor's Archive Home Page at www.mickbmodeler.com to find uploaded, referenced *items in full* you find in this month's WAYBACK Machine. Of course, PDF format, from scans of copy mailed to membership, not digital or typed hardcopy originals. Forgive me now if they're hard to read.

NOW review: 23 years ago for the month of JULY, the “cover article” for monthly Newsletter . From someone you may recognize the name of nearby.

This was my final effort towards the Club Contest (or as Editor Chris Bucholtz put it in editorial for issue, “president's cockamamie Jurassic Park contest”) as I, then in midst of first time ever as a President, had launched this boat before a now famous summer blockbuster of that name had come out, As you will soon be seeing, things turned out better than I had (or Editor, so clearly) anticipated...

As you read below, you'll likely find that in **July 1993**, there may be a lot to relate to today in useful terms. Or not, it's again all in how you take life and passage of time. I am an amateur historian and philosopher, so find this amusing as here are "prehistoric footprints" from my first decade at the time with this club. Also my first time achieving President post, not an easy task and I had to repeat attempts. As it worked out, I was the last SJSM & first SVSM Prez in the end

EDITOR'S BRIEF

If you didn't attend the Castle Air Force Base Chapter's contest on July 10, you really missed out. Not only was the museum a real treat, but the contest organizers outdid themselves, running the smoothest ship since the advent of the teardrop submarine hull. In all, there were 206 models on the tables, and SJSM members claimed a large amount of the award hardware at the end of the day. Jim Lewis, Brian Sakai, Randy Rothaar, Richard Pedro, Mike Burton, Bill Ferrante, Rodney Williams, Mike Meeks and Dave Balderrama all have neat plaques to hang on their walls, rewards for jobs well done. I may have inadvertently left someone out of the winner's list—there were so darn many of them from San Jose—but I'm planning on listing all the winners in the next issue anyway.

Meanwhile, your humble editor went 0-for-Castle, but I certainly didn't feel bad about the contest—or any other contest I don't win in. Why? Well, I take a lot of pride in getting to simply compete with the level of modelers who make the rounds of northern California shows. If my work is good enough in my eyes to be placed on the same tables as some of these models, then I feel more than satisfied. Also, my fun comes from building the models, not from getting trophies. If I was doing this to accumulate awards, I'd be specializing in 1:1 scale model plaques. When I win an award, I'm happy, but when I don't win, I've still enjoyed myself, and that's what the hobby's about. Of course, if I'd brought my 1:72 SH-2F *Seasprite* and entered it in the rotorcraft category, which had only two

entrants... ahhh, never mind!

The *Styrene Sheet* search for diversity continues with this issue, as our president's cockamamie *Jurassic Park* contest has spawned a flurry of saurian scribbling. Even if you have no interest in the upcoming dinosaur derby, consider building something out of your ordinary. I learned more from building the *Ankylosaurus* than I have from building my last three planes—techniques I might have never stumbled across had I not ventured off my beaten path. Also, Mike Burton's dinosaur sources article will make a great gift-guide come Christmas, when your small children, nephews, nieces and whatnot, bitten by the dinosaur bug, start asking for dinosaur stuff they haven't got yet. These books will give them knowledge they can carry around for the rest of their days, and maybe inspire the next Bakker or Horner.

Still, the search for diversity goes on... We need more articles on all topics, and especially ships and armor (armored dinosaurs not included) to keep the level of the newsletter up. It was only Mike's late submissions that kept this issue from being a four-page, one-man operation, and I know most of us wouldn't want that. The submissions may be of any length—a 20-page newsletter isn't out of the question—and any photographs or other graphics you can include would help. The caliber of the modelers in this club is exceedingly high—and our newsletter should reflect that. Submit stuff now!

Well, enough from me. I gotta go snap together a dinosaur.

—Chris Bucholtz

Well, the 20 page newsletter that Chris spoke of here definitely came to pass over time (ask me how I know) and today there is plenty of substantive "fact" to back up "boasts" (as some will or have taken statements made here, in past) of how true then and now they are. More importantly though, the fact that it's still more the playing than the winning, to carry the ball down the field from then to now, really really drills home. Take a look now at this snapshot taken from the upcoming **August 1993 OSS**, which truly unnerves this Editor even as he is thrilled we have this photo to reprint:

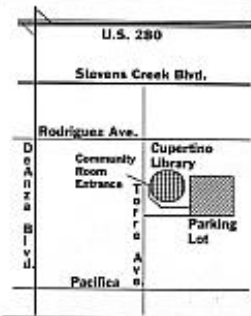
Nine come home winners from Castle contest



Photos by Angelo Deogracias

Winners in the hardware wars from July's Castle AFB Contest were, from left, Bill Dye, Bill Ferrante, Mike Meek, Jim Lewis, Mike Burton, Randy Rothaar, Richard Pedro, Brian Sakai and Dave Balderaama. For supernatural reasons, the camera failed to capture Rodney Williams.

Don't forget—Jurassic Park contest next meeting



Next meeting:
**7:30 p.m.,
 Friday, July 16**
 at the Cupertino
 Public Library,
**10400 Torre Ave.,
 Cupertino**
 For more information, call the
 editor at **(408) 946-4037**



**Chris Bucholtz, Editor
 San José Scale Modelers**



THEN it is BACK TO JULY 1993, INSIDE the August 1993 issue with this Fabulous One Page Results Review. Take a look ☺

NOW, say hello to the last reminder of "Jurassic Park" then, AND The LAST EVER "SJSM" OSS, July '93, here's crop of it on left

On right, The FIRST "SVSM" OSS ever, with same old writer.

August, 1993



THE STYRENE SHEET

Vol. 27, No. 8

August 1993

All the Canberras you can bear

Kits come in almost as many varieties as the plane did

By Mike Burton
part one of three
 (Editor's note: Mike Burton has built or is building an air force of Canberras that rivals in size several third-world air forces. In this article and in future articles, he'll share his knowledge of both major variants of the Canberra.)
 The English Electric Canberra and its U.S.-built relative, the Martin B-57, make for a wide variety of interesting themes for building, either as a collection or as that one "just different" subject for entering in "multi-engine" categories in contests. The RAF, RN and USAF employed this aircraft in bomber, strike/intruder, attack, training, low/high altitude tactical recon, high altitude strategic recon, and electronic warfare / recon roles and as a method for a multitude of purposes. Includes the number of

bomber and night striker roles for RAF Bomber Command. Several easy to reproduce and/or very striking finishes for the modeler can be attempted using this kit as a basis. For a Martin B/RB-57A, one would do best to start with this kit for ease of modifications to the USAF (or even FAA) versions. Right out of the box, the kits I have seen offer you two choices: the later RAF scheme of dark green/gray topides with light gray undersides for a BUMk.6 or a somewhat similar scheme with silver undersides for a Royal Australian Air Force B.30 export version. The RAF plane is a day bomber in markings for service dur-



ing the mid-'60s in Vietnam.

SJSM's Jurassic Park draws crowd, too

One of the most successful club contests in SJSM history attracted 32 non-military and non-mechanical entries. The Jurassic Park contest proved that we have a lot of adventurous modelers in this club, and that the skills one learns building cars, tanks, ships and planes can be transferred to unusual subjects like dinosaurs easily.

The winners were:

Junior:

1. Brian McCarthy, for his Tyrannosaurus Rex.

Godzilla:

1. Cliff Kranz, for his Attack Lizard Collection - Godzillas

Painted in the schemes of WWII Japanese

planes. Truly a Toho-esq effort!

Skeletal:

1. Mike Burton, for his Mastodon.

2. Mike again, for a T. Rex.

Diorama:

1. Bruce McBride's Pteranodon, from the

book/movie!

2. Cliff Kranz's comic book scene—a day-glo

Stegosaurus vs. a Walker Bulldog tank!

Fully-Fleshed:

1. Betty Cunningham-Ackerman's almost frighteningly lifelike Velociraptor. Betty applied her artistic skills to give the dinosaur a spectacular desert-style color scheme that vividly suggests the colors of modern snakes and lizards. She also corrected the errors in the kit to animal's structure. Truly a spectacular model!

2. Tony Quataro's Dilophosaurus, painted to match the book.

3. Richard Pedro's Dilophosaurus, which has a terrible problem with drool.

Best Barney Interpretation:

1. Randy Rothaar's "T.Rex treats Barney like finger food." I


love you, you love me, put some catsup on Barney.

2. Mike Burton's "Barney visits the LaBrea Tarpits."

3. Mike Burton's "Barney - what a cut-up!"

Other Participants

Kristina John's Corythasaurus (her first model!); Dave Balderrama's Dimetrodon; Henk Hogan-Esch's T.Rex; Kent McClure's African Stegosaurus, and a T. Rex and Ankylosaurus equipped with howdahs; Tony Quataro's Triceratops; Rich Pedro's Stegosaurus; Randy Rothaar's Desert Sabre Ankylosaurus and a "Stegosaurus," equipped with appropriate German equipment; Betty Cunningham-Ackerman's Centaursaurus and a wee plaid Scottish native laddie o'saurus; Chris Bucholtz's Ankylosaurus; and Dan Isdell's 1:1 scale Jurassic Park Visitor's Badge.



Photos by Angelo Deegractas

Years later, providing much happiness still in a recall, this long ago summer Club Contest. Albeit tinged with sadness how two in the page participating, good dear friends of mine, were taken far too soon in their lives. May you both be a rockin' as ever in true modelling heaven, as you did here with us on this gritty plane of existence, Betty & Spad

Betty was an utter delight to meet at this July 1993 event. As her then husband had merely asked me months before "if my wife, although not a member, could enter her dinosaur models in this contest of yours, Mr President & sponsor?". So we all met this force of nature, when her intriguing "real and imagined" Prehistorics made the table and took some surprises as well as prizes. Betty Cunningham - Ackerman would go on to be the first FEMALE winner of Senior Best of Show at the first ever SVSM Kickoff Classic, with her incredible Horizon vinyl kit T-Rex "Dawn" in 1994. We caught clue of what truly superior skills she had as an artist as well as modeler, here with her Velociraptor, if you read the article.

Not so many years later, I would have to deal with learning of the loss of her unique fiery presence. As she was taken by massive heart attack, only 39 years of age. The photographer of mad skills who shot these pictures, shared my awe of Betty, a dual alumnus of SJSM/SVSM & Fremont Hornets: Angelo "SPAD" Deogracias, would leave us at age 51.

OKAY, back to a lighter side things Jurassic. Here the minutes recorded by Chris Bucholtz then, August 1993 issue. Note the uprooting of two even then long term model clubs, see if anything familiar or "repeats itself" strikes you... ☺

JULY MINUTES

July's meeting was a historical one in more ways than one. In addition to our Jurassic Park contest (which you can read about on page 4), the club voted to change its name for the first time in 27 or so years. The proposal to change the name to better reflect the membership (and to aid in obtaining increasingly difficult to find meeting space) was submitted to the membership, with the initial suggestion being "South Bay Scale Modelers." Spurious suggestions of "No-name Scale Modelers" and "This Space for Rent Scale Modelers" were quickly dismissed, and just as quickly, the suggestion for "Silicon Valley Scale Modelers" was approved. Congratulations, charter members!

Just as our club has lost its meeting space (see page 1 article), the Fremont Hornets are also looking for a home. Their predicament is worse than ours was; they were told minutes before their July meeting that that meeting would be their last one in the Fremont library space they. If you have any leads for a meeting space for the Hornets, give Dave Shirley a call at (510) 657-4744.

From the "Don't Let Too Many People Hear About This" file comes news of the sale of 400 ship models aboard the S.S. Jeremiah O'Brien August 21-22. These models date back to World War II, and will be selling for \$10-\$70 — unless someone gets wise to their real value! Shhh!

One of our long-time members, Stan Munitz, is looking for *Squadron/Signal's A-20 Havoc in Action*. Stan wants to give a completed model and the book to a friend who served on *Havocs*.

Model talk went quickly, since we had our extinct friends anxiously waiting their turn. The prolific Larry Roberts brought in two FW-190s, the first in a series he plans on building.

Richard Pedro's 1:32 F-15C has room for plenty of detail, and Rich is adding it, with lots of open panels and home-made black boxes. Dave Balderrama showed that one should look for references everywhere: the chief source for his acurized *Space:1999* Eagle are slides for the GAF Viewmaster! Brian McCarthy's been busy, and proof of that came in the form of a 1:48 F-5 *Tiger*, a SPAD fighter and an F-102 he'd built *at the meeting!* Bill Ferrante's *Aviation Usk 1-152* showed further signs of completion. Randy Rothaar displayed his LVTP, which took the "Best U.S. Armor" award at the Castle AFB show, and a *Monogram F9F-2 Panther* which will get the Blue Angels treatment. Brian Sakai brought in his *Hokum* helicopter and his M-3 *Stuart* and Hetzer - all in scales so tiny the hardware he won at Castle for them could easily crush them! Brian also brought a brightly-colored Japanese animation figure. Stan Munitz taxied in two '30s racers, both by *Williams Brothers*: a *Caudron* (which Stan says fits very nicely) and a *Firecracker* (which doesn't). Kent McClure's rolling stock served as a test bed for the new Badger acrylics, which he says clean up easily, but are they strippable? Stay tuned... Rodney Williams (is he one of the Williams Bros.?) checked in again with the 1:32 *Mustangs*, claiming they'd be finished by December... of this year! The fine folks from *Tom's Modelworks* showed off some new goodies, including a new 1:22 Sopwith Triplane, P-35 cockpit and conversion parts for the P-38F. Tom also announced that some of the 1:350 scale *Arizona* kits, with hulls that Tom has experimented with and then repaired, are available at a significant discount. And the last San Jose Scale Modelers Model of the Month goes to... Chris Bucholtz's 1:72 Me-163 *Komet* rocket fighter! If you didn't attend, you missed a great meeting!

"OKAY, NOW ON TO THE NEXT WITH TIES BOTH PAST AND FUTURE"

We will wrap up this particular retrospect with another piece that echoes to events in August, again 23 years apart !!

EDITOR'S BRIEF

If you were at the last meeting, you know that we'll be losing our Cupertino Library meeting space as of October (which should be a very interesting meeting—more details to come). But have no fear: the officers of the club are hard at work, not just at finding a new meeting place for the rest of this year but a permanent space for the club. To facilitate this, we voted to change the name of the club to the Silicon Valley Scale Modelers, a name which I think better reflects the varied membership. A quick look at who's in the club shows addresses in Hayward, El Cerrito and Fremont as well as the valley proper, so perhaps we've simply grown out of the San Jose moniker.

The Fresno show suffered from poor attendance (only 130 models) but was run very well and the Central Valley Scale

Modelers should be commended for their efforts. Our own Richard Pedro's 1:48 S-3A *Viking* won Best of Show! Other winners were Jim Lewis, Mike Burton, Rodney Williams, Randy Rothaar, Mike Meek, Dave Balderrama and, by golly, your editor! Even though the turnout wasn't great, the quality of the models was. I judged 1:48 single-engine jets, and even though there were only six entries, picking three winners was a tough job.

Don't forget the upcoming club contests: September's "Warbird racers unlimited," October's "Missiles of October" and January's "On the Waterfront." If you don't enter, you'll probably have to judge!

Well, gotta go clip the wings of my SBD...

—The Editor

That's correct. August 1993, we're getting quick kudos for Fresno Show where one Rich Pedro of SVSM won BOSS

Things change, things stay the same, it is said. Why, I don't have a clue, only that it's a classic turn of phrase, go figure

"It's only a HOBBY, repeat after me, IT IS ONLY A HOBBY". If this life were a real one, you'd know. It'd be taxable!

"Let Us Now Take A Familiar Turn At Retro-Specting, With "Coverage" of Past AUGUST Achievements"

This, **August 1986** is kind of fun as it signaled one of the legendary Club Contests of our group. See headline below.

SAN JOSE SCALE MODELERS



San Jose
Chapter IPMS

AUGUST 1986

Next Meeting: August 15, Friday
Time: 7:30 - Juniors Workshop
: 8:00 - Business & Bull

Where: Mercury Savings
19376 Stevens Creek Blvd.
Cupertino

First of all I need help. Well I least I have been told that, but that is not what I am talking about. What I am leisurely getting to is that I want you to turn over your issue right know and check your mailing label. No, do not wait until you have read a few more pages, you might forget, or worse with my writing you might be asleep by then. Do it now and make sure that your address is correct AND check the date at the top right of your label. That date (such as MAR87) is the last month your present dues are paid through. If it is past due, renew! If you feel there is an error, please let me know at the next meeting or by writing me. Now that I have the double duty of secretary and treasurer (more on that later) I want to make sure I have all records up to date, and accurate.

1/144th F-14 CONTEST

That is right, it is supposed to be at this next meeting! I have not heard of anybody working on one yet, all I heard is nationals, nationals, nationals. So if you have forgotten, grab those Waldron pieces, Microscale decals (140-119 if you want the number, it makes VF-1 Wolf Pack, VF-2, VF-124 or NMC-Mugu), your super glue and your 10x magnifying glasses and get to work.

The kit depicts the same VF-2 #201 as the Microscale decal sheet, but the kit has a very sparse and coarse decal sheet if you compare it to the MS #140-119. According to Microscale, color on top is gloss gull gray except for control surfaces which are gloss white as is the underside. Squadron/Signal shows landing gear and gear bays as gloss white also with apparently all mating edges of gear doors in gloss red. Box art of the LS kit appears to be accurate, which shows the yellow tops to the rudders, which you will have to paint. Light your afterburners and get those tiny Tomcats done. First prize is something or other, ask Barry. I am only one person, I can not get ALL the details straight!

DISPLAYS AT THIS MEETING

Rodney has requested that all IPMS/National models that won any awards be brought and displayed at this meeting, along with their awards. The member who built it is even invited to come along with his winning model, as we have good manners! If Ted Kaufman brings my model to the meeting (hint, hint), then mine will be there (is my modesty showing!? I haven't even seen what the plaque looks like yet!). Rodney has requested you keep other display models to a minimum, because, of course, our talented chapter will certainly use up a lot of space to display all those awards! No, you can't use lack of space

The 1/144th Tomcats, at the time took back seat to the IPMS USA Nats. Thank Barry Bauer for this very fun memory here. Adding a lot to this issue is Editor Alan Wolcott's quick review of his visit to the IPMS Sacto hosted 1986 NATS, notes of Matt Matsushita having a copy of "Mark One version of IPMS USA Judging Handbook". Which Alan made a sincere effort to publish in this issue as a digest for **YOU ALL TO HAVE ACCESS TO** (what a RADICAL idea!!)

AUGUST 1996 sees this cover article which really deserves a full reading. Kinda miss having Al Gonzales around now!

There is an excellent rendering within Aug '96, namely the "Memories of Moffett" series by one "NACA Bob" Miller.

Who, you may recall had story of "Milpitas bombing" by the NACA in previous issue of the OSS. Bob does a great justice to the history, recreation of a rare Curtiss Helldiver which was dubbed "The Bubble Top Beast" (check it out)

But the BEST OF BOB MILLER for August '96 is going to be a reprint in this +20 TAMS WayBack. That so you're not going to miss the "Wars of Old" that still are fought today as if anew, OK. **Truly Club Fed vs Club Med material**, yes.

LETTERS TO SVSM

Editor:

In the last issue of the *Styrene Sheet*, you discussed IPMS/USA's proposal to require National membership before one could belong to a local chapter and commented that newcomers might pass up IPMS entirely. You invited comment. OK, here's mine...

Not only might newcomers pass up membership, but some old-timers might abandon IPMS. I surely qualify as old-timer: my first model, circa 1943, was a *Hudson* in a constant fit-the-box scale of, oh, I suppose about 1:113.5 or so, with pine fuselage and nacelles and cardboard wings and tail. I encountered styrene and "serious" modelling in about 1972 but didn't join San Jose Scale Modelers until about 1980. I miss more meetings than I attend, but enjoy the people I meet there and I enjoy the *Styrene Sheet*, enough that I have tried to make my contribution to modeling, the chapter, and my NACA/NASA heritage by writing for it. But even a great newsletter is complemented by being able to catch Bert or Mike or Chris to ask, "But how did you do it? It didn't work at all for me!"

But what does IPMS/USA offer me? I'm not unaware of the organization: when my son was young, I got him a birthday membership for several years, and we read quarterlies together, but as he drifted out of the hobby, I quit subscribing. The magazines were often filled with Society arcana that I found irrelevant. Articles were sometimes interesting, but I couldn't catch the writer next meeting and ask questions. Lacking that, I would consider my \$19 far better spent if put toward a subscription to *Scale Aircraft Modeler*.

I have no plans to ever go to Nationals; I am not a good enough modeler to have a chance to win, and I have no penchant for futile gestures. It's not simply a matter of going to clinics another night a month; I have a certain number of hours of modelling available in a year, and given my skill level, I'm not going to commit all of them to one model. I save myself stress by just declaring Nationals irrelevant. So what's in IPMS/USA for me?

I haven't heard a convincing answer to that question, so it is irritating as hell to me that they try to force me to join by forbidding my membership in SVSM. You'd lose not only newcomers, you'd probably lose me. Does IPMS/USA give a damn? Does SVSM? Up to y'all.

If IPMS/USA is actually interested in building membership, rather than in futile gestures, I can suggest two approaches, now. Some brainstorming would doubtless produce lots more.

Anglo armor: detailing the new *Minicraft Warrior*

By Al Gonzales

The subject of *Minicraft's* latest armor release, the *Warrior* is a replacement for some of the British Army's existing fleet of FV432 Scimitar-family armored fighting vehicles (AFVs). The

Warrior was developed at the same time as the American Bradley, and at least once during its development, the *Warrior* was almost canceled in favor of the American machine. However, the *Warrior* promised superior performance and better crew protection, so development work continued.

There are several variants in the *Warrior* family, including three versions of command vehicles and two versions of engineer/recovery vehicles. The most complex variant is the Mechanized Artillery Observation Vehicle (MACOV), which mounts a surveillance and target acquisition radar on a telescoping mast mounted behind the turret. There is also a newly-developed anti-tank version, which mounts three MILAN firing posts welded to the structure, one on the right side of the turret and the other two on each side of the hull roof hatches (This should make for an easy conversion!). Hopefully, some enterprising aftermarket company will design conversion kits to allow us to model all the variants.

Another easy conversion is the export variant. This version uses the turret from the Canadian-built Light Armored Vehicle 25 (LAV-25). Hughes TOW missiles can be mounted on either side of the turret, and optional firing ports can be installed, two on either side of the hull and one on the rear

door. Kuwait has been the only country to buy this export variant, but several countries, including Norway, have tested the vehicle. I haven't tried dropping my *Mini* LAV-25 turret into the *Warrior* kit's hull for a test fit, but at least it sounds



A *Warrior* from 1st Battalion the Cheshires escorting a relief convoy in Bosnia in 1993. The absence of external stowage is a result of the secure bases the vehicles operated from.

easy! The first *Warriors* were assigned to British operational units in West Germany in 1988. The *Warrior* had a chance to prove itself in combat during the Gulf War, where it performed flawlessly. It was here they were first equipped with add-on armor kits to enhance their survivability.

During the Gulf War, no *Warriors* were lost to enemy action. In a testament to its survivability, one *Warrior* survived a 120mm round accidentally fired from a Challenger tank. The round hit the add-on armor, only denting the *Warrior's* hull underneath!

Some *Warriors* deployed to Bosnia have had a couple of additional modifications, including a Global Positioning System (GPS) receiver and antenna and an additional tow hook mounted on the front.

Through its operational use, four basic shortcomings have been identified.

- The crew compartment is fitted with a semi-transparent fuel tank, so crews can gauge remaining fuel. The fuel sloshing around at high speed tended to make the mounted infantry seasick! Subsequently, the fuel tanks have been painted over. An easy fix!

- The 30mm gun is not stabilized. This means the *Warrior*

Continued on page 6

I am more than happy to take on all comers who are willing to put their Counter Punch to this or offer some other shade of grey here, as always.

Funny thing, Bob and I have seen many a year pass, where this sort of "management" by IPMS USA seems to go on. It almost unchallenged, as are same creatures who come up with these **OH SO GREAT IDEAS for YOU THE OFFICERS & CHAPTER FOLKS TO PUT INTO PRACTICE, with clearly no reality basis ever being applied**

Fortunately, then as now, sheer apathy "of the many" along with a fairly constant turnover for many reasons that include this manner of aggravation, keeps much in form of restraint ...

(1) Every other meeting or so, Rodney Williams gets up to extol the advantages of membership, and tells us we ought to all join and go to Nationals because all of us would win prizes. It's all transparent B.S. but now and then he doubtless has a success. All IPMS/USA has to do is make sure that every chapter has somebody just like Rodney (if, indeed, there is anybody quite like Rodney.) That would probably maximize the gain for IPMS/USA for minimum cost to locals (provided only that they keep it a bit shorter than Rodney's average 27.5 minutes per pitch.)

(2) If most people are like me, they have a half-dozen friends interested in modelling to a degree, some of them perhaps very good, but not involved in any way with IPMS, either local or national. *Why aren't they?* Think: you go fishing, you're not catching anything, shouldn't you consider changing the bait, or where you're fishing, or something? Let Nationals work up a survey, and send five copies to each member for their non-member friends. *What do you think IPMS is like? What sort of folks do you think attend? What would it have to be like for you to join? If it comes with a magazine, what should be in it? What should happen at a local meeting?* Then, armed with some data, the nationals gang can decide whether they want to go where the interest is and try to create more, or continue to preside over more of the same-ol', same-ol'.

They might wish to consider where "More of the Same" will take them. Over 25 years, and within my radius of activity, I have seen perhaps two dozen good sources for scale modelers close, from little hobby shops to the well-stocked shelves of discount stores like Bay Mart and Gemco. Possibly two have opened. Presently, the only place where kids out shopping with mom can encounter plastic kits is Long's Drugs, and their display space is half what it once was. Meanwhile, all the excitement in the hobby seems to be centered on aftermarket add-ons, available through two local hobby shops (plus mail order), which provide the means to sink \$60 or more and 300 hours into a 1:72 scale kit, good enough to compete seriously at the Nationals (provided you join IPMS/USA). If SVSM and IPMS/USA does not find a way to catch the interest of those kids out shopping with mom, 30 years from now the mean age of IPMS members will be about where I am now.

As for me, I enjoyed modelling before IPMS, I expect I'll enjoy it after, and I have kits to last me the rest of my life, whatever IPMS/USA decides.

—Bob Miller

By the way, those "two local hobby shops" that Bob refers to, well now they're gone as well (San Antonio, D&J). As is the IPMS-USA effort to "attract new/or youthful members" by sponsoring "Make 'n Take" materials for clubs...

AUGUST 2006 with Jared Bishop now at the helm and LOOK MA NO SHEET. Which is why there's no cover here !

So we'll just have to go back to **JULY 1992**, and stick to the " more things change, more stay the same" explorations. As we find then Editor Dave Sampson splendidly (and much easier to reproduce the copy of , by the way) reprising the Christmas 1987 editorial by then Editor Alan Wolcott, which precisely plumbs the pro & con of Chapter Membership

There is an "old saw" in the aerospace industry that goes "if you want a new idea, read an old book." Recent discussions on the subject of contests had an element of déjà vu for member Matt Matsushita who recalled the following Alan Wolcott article from the December 1987 SJM IPMS Newsletter. In spite of the "Christmas connection," it seemed like an article that needed reprinting AND rereading. The Editor.

Give A Gift This Christmas to Another Modeler: Bring Them To Our Meeting

by Alan Wolcott

The following is a revision of a letter that I wrote in reply to another modeler's letter in the WMCA (Western Model Car Association) Plastic Fanatic magazine:

I have been building models for 28 of my 36 years and have done it as a hobby so consistently for two primary reasons: (1) I thoroughly enjoy building the models and the image they create when they are done, and (2) a spark added later in my life was that I got involved in a couple of large groups of modelers, IPMS and WMCA, and found them very supportive to me and each other, whether they were basically box-stock modelers, or building exquisite, national-contest winning, detailed and/or scratchbuilt models.

Now I am not saying that all model clubs are supportive or open-minded; I personally know some that are not. I steer well clear of them, for I do not go to a meeting so that I can soothe someone's bottomless ego by continually tossing complimentary tokens their way, especially when they do little for themselves or anyone else to earn compliments.

Continued on page 2.

Continued from page 1.

To me, the purpose of a club should be, and usually is, for those with a common interest to gather together to SHARE their knowledge, enthusiasm and achievements with others having the same interest.

You will notice I have emphasized two items: Enjoyment and Sharing. Most modelers are introverts; those who find that they can be by themselves and pursue activities that they feel are personally rewarding regardless of whether the rest of society recognizes their achievement. However, society's recognition, particularly within a club with similar interests, is a great bonus - but not the sole purpose.

That word "achievement" is often associated with this topic, and I think that it is the key to the enjoyment in a hobby. Achievements virtually require a challenge to overcome. Each modeler sets those challenges for himself. If the modeler is satisfied with a stock model, so be it; it is his (or her) goal to establish. While it is true that a stock model will do less to promote modeling as a hobby to the public, promotion is not the builder's goal, it is the model.

Every modeler has visions of what they wish to create, which may be artistic in a wild custom car, it may be the engineering it takes to create detail, it may be the miniature reality created by the model (by image and/or detail) or it may be the achievement of producing a volume of models, possibly of less-detailed quality, which together form a statement as a collection and/or a slice of history. Each modeler makes this very important choice themselves to satisfy very personal reasons.

An important factor to address here is that a Contest rewards detail, creativity, scratchbuilding and quality construction PER MODEL. That contests do this is to be applauded, but they must recognize that they do not serve all modelers and should not be expected to create ambition where it does not exist, nor to develop ambition among those who do not seek recognition in the form of a trophy. It takes a great ambition to compete and to produce a contest-level model for the small chance of winning an award.

The gap between the models of someone whose skills and/or ambitions are not so developed and those models at the top of the contest, seems enormous even though it is much closer than the less-experienced modeler realizes. Any road

seems longer the first time it is traveled for you have no landmarks to measure your progress. It is even longer when you have no map to even tell if you are on the right road. Sharing with other modelers provides the map and practice provides the landmarks. While there are many modelers who enjoy such competition, IT IS NOT the foremost reason people build models.

Events like the NNL model car meets provide much more interaction and therefore opportunities for personal recognition and increases in knowledge. Models are displayed with the builder's name, which also promotes interaction. They also do not require a contest-level quality to participate. It is very much NOT a contest. That is their goal.

A lot of modelers out there have greater ambitions than their present level of knowledge and skills. If they have not been involved in many group activities, they may easily view being a competitor at a contest with trepidation for they see on display such high levels of workmanship that they cannot conceive of the skills it takes to produce those models. They know they do not possess the skills to produce them, but do not realize how easy these skills are to gain through a club.

Skills are made up of two things: the knowledge of the procedures to produce the results and the practice with the procedures so that the results will be consistent with the objective. Skills need one more factor before they are able to be fully utilized: ambition. Very importantly, many modelers are missing one of these factors. Some can develop them, some will never recognize that their goals exceed their ambition level, a very common problem and one that probably creates the majority of the dissatisfaction within and among modelers.

If you do not have the ambition to pursue the objective, you will never learn/develop the skills required to achieve that objective. If you keep setting goals in excess of your ambition, you are constantly getting a unsatisfying result. Any modeler will do their best work and be happiest when they recognize what their ambition level is at the present time and whether it can change, and set their goals in accordance with their ambition level. Goals that do not test our ambition are not as satisfying, and goals beyond our true ambition level will not be achieved, which is never satisfying. And goals of modeling to gain someone else's approval, but to gain our own self-approval, are always shallower achievements

than hoped for.

Ambition can be increased easily in two ways, and both are available through interaction with other modelers in clubs like ours. The first is to share you with with a group of positively-oriented modelers, and the other is to gather knowledge from what the other modelers share with you. In sharing, you get recognition for what you have produced and the skills & knowledge you used in production. A normal response to recognition is to want to repeat the experience which usually requires further production, and most modelers will want to improve upon their previous efforts, especially when another modeler shares with you the knowledge they have on a certain procedure, which will eliminate 80% of the experimentation you would have to have done and usually lets you know what the process is twice as easy and reliable as you thought it would be. Ambition is increased even when only shared with one other person.

I would like to encourage any of you who are interested in modeling to share, learn, and attempt, but most of all, to enjoy modeling in whatever form they choose, for this is the best avenue to encouraging growth of our hobby and its related industries.

So this Christmas, increase your involvement by bringing a model to meetings, and bring a modeling friend who is not a member to the meeting so they can be exposed to the addiction of enthusiasm that this club generates. ▲

Alan, for those of you who don't know him or of him, was a superb spirit who was a very avid collector as well as skilled builder of scale models, when he & wife Dahlia (also a SJSM member, along with her husband, also NNL Westie) weren't busy at "1/1 scale" auto concours events. Definitely missed to this day. In part for how exquisitely they both could rip you apart verbally if you're in a need of having your wrong or harmful opinion shaping brought back to ground.

February 1994 was the month of the **very first Kickoff Classic** as **SVSM**, as mentioned earlier here. Thanks so much to recent return to R-9 community by Richard Pedro, *NOW I FINALLY HAVE SOME NEW* (to me) **COLOR** photos to share of that T-Rex of Betty Cunningham's, that won **BOSS** at that show!



All these years later, it's simply a delight to be able to finally have for my own collection and to share with you, these shots. Taken by Rich at 1994 Kickoff Classic at the end of that day.

Here is dear dynamic Betty, with her dino pair. The Velociraptor from the July 1993 club con a 2nd place finisher now. Because those next 3 awards were taken by her big T-Rex, "Dawn". Blue 1st place, "Best Prehistoric Entrant" and "Best Of Show Senior".

Not bad for "her first ever vinyl model kit", eh

More surprise to come. After months display in D&J glass case, I would find out from Betty when she came by to collect T. Rex, we had all incorrectly assumed that finish was air brushed.

NO! Hand painted. Since Betty was allergic to oils, enamels and paint thinners, all done with acrylics. Only the primer was done with a spray can, and still acrylic. On that note, we shall return to present until next time. – mickb

LITTLE OUTLINES of CLUB CONTESTS for YEAR 2016

SVSM PRESIDENT'S CONTEST August 2016 "It FIGURES"



AKA; "EIGHT IS ENOUGH REDUX" (return of the Max of 8 Parts Model)



Some days back (okay, try March 2006) we tried out this idea where any models entered had to consist of EIGHT OR FEWER PARTS. That was it .

Figures or ANY OTHER KIND OF MODEL SUBJECT, finished , for the purpose of entry into this utterly ridiculous gig (that's why it's FUN, okay ?)

And that's just how "It Figures" (an entendre of multiplicity less than 8)



DO NOT FRET or FORGET REGION NINE DOES HAVE A SUMMER SHOW

2016 Far West Region Contest




Theme: "WWI 1916"

Where and When

Saturday, August 27, 2016

Location:

Fresno City College
(Cafeteria/Student Lounge)
1101 E. University Ave.
Fresno, CA. 93704
(See Map on Reverse Side)



Brought to you by
IPMS/Fresno Scale Modelers



OPENING SEPTEMBER !



17TH ANNUAL MODEL CONTEST
Theme:
AS SEEN ON TV

**LOCAL EVENTS
VENDOR TABLES
2 BIG RAFFLES**

Date: Saturday - September 10th, 2016
Location: Desert Heights Elementary School
13948 Mt. Bismark - Reno, Nevada
9:00AM - 4:00PM

Entry Fee: Free to All Non-Entrants
\$5.00 for First Model
\$1.00 for Each Additional Model

Vendor Tables: \$20.00 (register early)
Contact: Neil Hulse for reservations - knk41063@att.net
Chapter Contact:
Douglas Summers
1045 Lasso Way - Fernley, Nevada 89408
(775) 835-0140 - ghpltd@att.net

Visit us at www.renohighrollers.com

AT OTHER END OF SEPTEMBER



TRI-CITY CLASSIC 12

Scale Model Contest and Exhibition



Sunday, September 25 2016

Milpitas Community Center 457 E Calaveras Blvd. Milpitas, California 9am - 5pm

56 Categories of Competition in Aircraft, Autos, Figures, Ships, Military Vehicles, Space & Fictional, *and* Paper Kits



This Year's Theme " *The Battle of Britain* "
(anything British or directly related)



NEW Special Awards in addition to traditional First/Second/Third place are:

" On Her Majesty's Service " Award for Best Entry befitting the Contest Theme

" London Calling " (three awards for: Best SAS/SBS, Best B of B Air (RAF/Axis) , Best Dreadnought (not limited to RN))

" Dr Who & The TSR 2 " Award for Best Post 1945 British subject

Plus these: " Mightiest Merlin ", " At Dawn's Early Light ", " Best Twin Engine Lightning ", " Best 1916 "

Also: Vendors, a raffle and other fun items announced on day of event!

Free Admission to all spectators!

Contestant Entry: \$ 10 for modelers 18 & older w/ TEN model entries or less (\$1 each additional entry) All modelers 17/under, FREE/unlimited entries

For Vendor Information, contact Lou Orselli by phone at (510) 481-7335 VALID CA SALES TAX PERMIT REQUIRED

Email Contest Director Mick Burton directly at DAZE61283@mypacks.net with "Tri City 12 Contest" on subject line

THERE'S THINGS TO DO FIRST OFF IN OCTOBER TOO, in REGION EIGHT



OrangeCon
Model Contest and Vendor Fair
SATURDAY OCTOBER 8, 2016

REMEMBERING PEARL HARBOR

Be a part of Southern California's largest exhibit of scale models of all types.

Location:	Pavilion at the University Conference Center Cal State Fullerton 800 N. State College Blvd. Fullerton, CA 92834 (State College and W. Campus Dr.)	
Schedule:	Open to the Public Vendor Setup Model Registration Contest Room Closed Awards Presentation	9:00 AM to 5:00 PM 8:00 AM to 9:00 AM 9:00 AM to 11:30 AM 12:00 PM to 3:00 PM 3:30 PM to 5:00 PM
Admission:	Spectator Admission Contestant Admission (includes first three models) Contestants under 12 Model Entry fee after first three models Adults Junior & Young Adult	\$5.00 \$10.00 Free Free \$1.00 each Free

And a week later, REGION NINE HAS SCHEDULED by IPMS SONOMA COUNTY

SATURDAY, OCTOBER 15 2016

Hobby Expo 2016


GO TO www.ipmssonomacounty.org for the latest details and theme, etc

NOVEMBER IS NOT LACKING OR SLACKING EITHER, THANKS TO AVG in REGION EIGHT

Desert Classic XX

IPMS Region 8
AVG's 20th Anniversary Model Contest
 Saturday, November 5th 2016

Presented by
The
**Antelope Valley
Group
IPMS AVG**



Event Location:
Antelope Valley College
3041 W. Avenue K, Lancaster CA
Cafeteria Entrance

**This Year's Theme:
"Vietnam War"**

Categories

Provisions for Splits provided as required

<ol style="list-style-type: none"> 1. Helicopters, All Scales & Types 2. Aircraft: Biplanes, All Scales & Types 3. Aircraft 1/73 & Smaller 4. Aircraft 1/72 Prop 5. Aircraft 1/72 Jet 6. Aircraft 1/48 Allied Prop 7. Aircraft 1/48 Axis Prop 8. Aircraft 1/48 Jet 9. Aircraft 1/32 & Larger 10. Ships: All Scales & Types 11. Submarines: All Scales & Types 12. Armor: 1/72nd & Smaller 13. Armor: 1/48th 14. Tanks: Allied -1945 & Earlier (1/35 & Larger) 15. Tanks: Axis -1945 & Earlier (1/35 & Larger) 16. Armor: Tanks & AFV 1946 - Present 	<ol style="list-style-type: none"> 17. Armor: Artillery, All Scales & Types 18. Armor: Softskins 19. Auto-Factory & Replica Stock 20. Auto-Street Machine & Hot Rods 21. Auto Cruisers, Customs, Low Riders 22. Auto-Competition Straight Track & Oval 23. Auto: Miscellaneous 24. Figures: Historical 25. Figures: Fantasy / Sci-fi Biologic Types 26. Dioramas: All Compositions 27. GUNDAM / Mecha 28. Sci-Fi / Real Space: Hardware 29. Out of the Box: All Scales & Types (National OOB Rules) 30. Miscellaneous 31. Juniors: 17 & Under 32. Jurassic Plastic
---	--

Schedule:
 0900-1230 Registration
 1:00-3:30 Judging
 3:30-4:30 Awards Presentation

Fees:
 Parking: \$0.50 charged by College (May be waived)
 Adult: \$10.00 up to 3 entries.
 \$2.00 ea. per additional entry.
 Juniors: FREE
 Spectators: FREE
 Vendors: \$30.00 Per table (Reserved prior to Aug 1.)
 \$40.00 after August 1. \$45.00 at the door.

Special Awards
 Theme Award: "Vietnam War"
 Best of Show
 Presidents Award
 Best Natural Metal Finish
 Best Auto Paint & Finish

Specific Subject & Anniversary Awards
 Best WWI Subject
 Best USMC Subject
 Best Cold War Aircraft 1946-1989
 Best Israeli Armor
 X-Plane Award

Vendor Contact or additional Information
 IPMS Chapter Contact: Curt Stidham (661) 267-0089 cbstidham@sbglobal.net
<http://www.avg-ipms.org>

In happy coincidence with this month's AfterMarket WAYBACK themes, here's the Special Award for AVG # 20


New Special Award for the 2016 AVG Desert Classic Contest





JURASSIC PLASTIC

- Model Must Be A Single Kit from a Pre-1970 Mold (No Dioramas)
- Contestant Must Provide Proof Of Original Copyright Date.
(Instruction Sheet or Box Showing Copyright Date Must Accompany Model)
- Any Subject, Any Scale
- Model Must Be Built "Out of Box" Per IPMS Rules
 - No Aftermarket Parts or Kit-Bashing (Modern Decals Allowed)
 - Build Must Be Per Instructions Using Kit Parts



Eric made the Stegacow's horns from sprue from the donor Tamiya kit. He filed them to a point and then bent them using boiling water to soften them up.

STILL COMING UP

**IN AN
AFTER
MARKET
NEAR
YOU !**

Walking on the Far Side with the Stegacow

Another Full Reprint of SVSM Member Article from WAY BACK

Also Part Two of "NEAR SILENCE" Air Compressor Project by Rich Pedro

PLUS

RE-MARK YOUR CALENDAR

The NNL West Crew Has A NEW DATE

NOW BOOKING

1-28-2017



for their next Show!

Based again at Santa Clara Convention Center. NNL West 2017 Theme will be "777, "Movie/TV Cars"

While "Movie/TV Cars" is pretty self explanatory, we'll help you out with "777" breakdown (Not Boeing)


Theme here is for ANY CAR made in a year ending in "7", so 1907, 1927, 1957, etc are the target vehicles

PLEASE SHARE THE JOY OF OUR HOBBY AND FRIENDS

Because it seems sometimes more than a few forget this :

THE ONE TRUE RULE OF MODELLING (if ever there is).

***If you're having fun,
Then you're doing it right.***



EDITOR
SILICON VALLEY SCALE MODELERS
P.O. BOX 361644
MILPITAS CA 95036
Email : dens25403@mypacks.net

