



# THE AFTER MARKET SHEET



VOL. 50A, No. 2A [WWW.SVSM.ORG](http://WWW.SVSM.ORG) FEBRUARY 2016

A Publication of the SVSM Chapter of International Plastic Modeler's Society, USA

## ***RJW Returns, With 2014 Chapter of Models Completed Tale Anew***

**1:25 Scale "AMT/ERTL" 1960 FORD STARLINER  
USED THE TOP ON THE '61 FORD GALAXIE CAR  
© March 17, 2014 Value: \$1,700.00**



**Model's & Photo by:  
RODNEY J. WILLIAMS**

**1:25 Scale "AMT/ERTL" 1961 FORD GALAXIE  
Converted to the 1961 Ford Skyliner  
© March 17, 2014 Value: \$2,700.00**

**Life SVSM'er Rodney J Williams Recounts "Another Banner Year"**

*Text/Images: RJ Williams Models: RJ Williams © Copyright: February 1, 2016*

***There is a saying in America, "Better-Late-Than Never." In early 2014 I wrote a model story for our (cont'd on 3)***

“RUNNING WITH THE (Printer's) DEVIL – A SECOND LOOK BACK AS WE GO FUTURE ONWARD”

With now two months into 2016, the Editor celebrates his 33<sup>rd</sup> year as a club member, and enjoys this chance to again plague the rest of you (who were there, been there, or too young to care) with an overview of this publication's past, at 10, 20 and yes, THIRTY years ago. There below, the “cover articles” for your amusement and perusement. I am happy to report that the authors of the works you see here are still with us : Alan Wolcott, Mike Burton and Bill “C2C” Dye

If you want to know the origin of “C2C” nickname for Bill Dye, you'll just have to go download that issue... you'll

**SAN JOSE SCALE MODELERS**

MEET MEETING: FEB. 21, 1986  
TIME: 7:00 PM SHARPING  
7:30 Fight for Seats  
8:00 Business (Gayler)  
8:45 Mercury Savings  
19376 Stevens Creek Blvd.  
Cupertino

**JANUARY MEETING MINUTES –**  
This month's minutes will more in order of importance than in order of occurrence. This is both so that I can get your attention right away and so that I can get the shock over with so that you can recover before you continue reviewing my abundant adjectives.

Point in case PLEASE DO NOT BRING ANY DISPLAY MODELS OR OTHER "TABLE TOP" ITEMS TO THE FEBRUARY MEETING UNLESS NECESSARY (FEEL FREE.)

WHY??... BECAUSE there is going to be ANOTHER KIT SALE!!!!!!! Remember the last one? Models everywhere, either on tables or with feet below them, moving towards the chairboard to be exchanged for paltry sums of cash.

As before, Jay Sherlock is involved but thankfully this time it is not an estate sale but merely Jay "cleaning house". It must be a big house because once again we are talking about 700 KESIB that is 7 x 100, or 70 x 10, or 7 followed by 140 0's, or a good 800, or 2 pick-up trucks & a gutted Honda Civic!! You, prices will be almost as good as last time, meaning merely ridiculously rather than hysterically cheap. I mean last time I picked up a Vespa 80 for something around \$2-3, which I am right now trading to a fellow in Illinois for a kit he was asking \$25 for.

DOORS WILL OPEN AT 7:00 PM FOR THIS SALE.

**THE STYRENE SHEET**  
Vol. 29, No. 12 February 1996

**Futura, Club de Mer: shapes of things to come**  
By Mike Burton  
Part 1 in a series

Thanks to kit manufacturers' desire to localise on the "Boomer Nostalgia Market", I'm able to indulge in a little time travel. Of course, you're invited to come along, because it's model!

It shows from my passion for whined oddities, which dates to just beyond grade school, when my aircraft modeling took a detour. Building model cars exclusively to about a year and a half, my favorite was "Detroit dream cars" and solid California customs.

Between 1967 and 1971, the kit manufacturers put out an impressive array of these I managed to find. (I should add a good number of previous IPMS/San Jose contests unless the model had been significantly altered or added to.)

Rodney needs people early, as in snow-removal 8-9:30 am, for help at February 23 contest. Getting up signs, covering tables, etc. He also needs someone to bring roll ends of white newspaper for table covering and someone to do up some signs to go on the fences along.

**THE STYRENE SHEET**  
Vol. 39, No. 11 February 2006

**Building the Mach 2 1:72 S0900 Trident**  
By Bill "C2C" Dye


I like to model strange aircraft, and this one is certainly no exception. I saw this kit in the Squadron Signal catalog for a couple of bucks and I had to have it. But wait! It's a Mach 2 kit! How could it be? What could go wrong? Besides, there might be a chance for "crap to cake" to occur. Or maybe not. So, I dove in... so to speak.

Oh, yeah, the history. Well, it's a French experimental airplane with the turboprop on the wings and bi-propeller rocket engines in the tail. It did fly! A short I grabbed off of the Internet said that, "the Trident first flew in 1953, which marked the launch of one of France's most ambitious programs of the 1950s, the program began in 1949 as a project to develop an inter-continental capable of supersonic flight. But it had to reach high altitudes quickly, hence the rocket motors propelled by turpentine and nitric acid. The low aspect ratio wings were novel, as was the emergency escape feature where the entire cockpit separated from the airplane. The aircraft went over Mach 1.5 and made 93 flights over three years.

There were a number of rocket engine combinations and some configuration changes. It is now displayed in Paris at Le Bourget Airport.

I really like this airplane and I think the French made some unusual airplanes that beg to be modeled, but hey, that's me. Ya gotta admit, three guys were gutsy for 1949 to build "C2C" Cap To Cake: A Ray Southbert at a Fremont Hornets meeting several years ago. "Lance" it is! In fact, here's copy that lay in case... or something to that effect!!

Continued on page 10



The 1953 Lincolne Futura, with the "cannon" open. This shot shows why some speculate that the Futura was the inspiration for the T-3, "Stratolifter".

The Styrene Sheet is a monthly publication of the Silicon Valley Chapter of the International Plastic Model Society (IPMS). Articles and comments should be submitted to Chris Buchholz, Editor, P.O. Box 36070, Menlo Park, CA 94026. Excerpts may be published only with the written permission of the editor. © 1996 Silicon Valley Scale Modelers.

**GO FOR THE GOLD!**  
Welcome To The Heart Of California  
I.P.M.S. National Convention 1986  
July 31, August 1, 2 & 3

**IPMS SILVERWINGS**  
SilverCon 2016  
MODEL SHOW & CONTEST  
SACRAMENTO, CA  
Town & Country Lutheran Church and School  
4049 Marconi Ave.

**February 20, 2014**

Hours: 9-4, Vendor Table @ \$40;  
For First a model, and 2nd each additional entry  
FR. under 10. \$1 for each entry

Blue Ribbons - Contest Coordinator: j\_shelton@comcast.net  
916.399.1035

Art Show - Contest Treasurer: ne314@earthlink.net  
916.330.3024

Additional information regarding model restoration and member table  
can be found on the IPMS website at:  
<http://www.sacramento-model-club.org>

find it for a short while available as a PDF on the Editor's personal site, listed above.

**GO FOR THE GOLD!**  
Welcome To The Heart Of California  
I.P.M.S. National Convention 1986  
July 31, August 1, 2 & 3

**Tours:** McChesna, Madner, Travis & Seale APF's  
PAC Defense Systems Group  
California State Railway Museum  
Pammy Tour, Lake Tahoe & Napa Wine Store

**AND! The Finest Model Contest in the USA**

- Speakers
- Writers
- Banquet

**Art Show - Contest Treasurer:** ne314@earthlink.net  
916.330.3024

Additional information regarding model restoration and member table can be found on the IPMS website at:  
<http://www.sacramento-model-club.org>

TABLE OF CONTENTS FEBRUARY 2016 AFTERMARKET

- 1) MAKING 2014 A MODEL YEAR : R J Williams provides look back at finishing 24 models in 365 days ( resumes @ 3)
- 3) RODNEY's TALE OF MODELS ( runs to 8 )
- 9) EVENTS CALENDAR
- 10) JIM LUND and A GREAT TALE OF MODELLING GREATS ( runs to 19 )
- 21) REMEMBERING Bay Area Grand Master Modeler Mr George Lee, two shots of his work on display at USAFM 2009
- 21) MARCH EVENTS Pasadena Model Society Show VALLEYCON 2016, NNL West 2016 “ Trans Am & Rat Rods”
- 22) REMINDER 2016 SVSM ANNUAL SHOW the 3<sup>rd</sup> SV CLASSIC “ Clock's A Tick'n ”
- 23) REMINDER SJPD Special Display Project led by John Carr NOW READY FOR ITEMS TO PUT ON SHELVES
- 25) YOU MOTHER ! Reminder of a very challenging “twin” competition all its own from a Member of SVSM, for 2016
- 26) PROMOTER “SPRING IN YOUR STEP” President's APRIL 2016 Club Contest THEME
- 27) “ IT MAY HAVE HAPPENED “ President's MAY 2016 Club Contest THEME
- 28) PROMOTER “APOLLO ASCENDANT “ JULY 2016 Club Contest Theme by SVSM EDITOR
- 29) SVSM EDITOR's PHOTO GALLERY reviews the “Kickoff of Sacto SilverWings” 2016 Feb Contest/Show (runs to 31)
- 32) ENDPIECE FOR SVSM MARCH 2016 “ NINETY DAY WONDER CLUB CONTEST RETURNS ”

“WHILE ON THE SUBJECT OF 30 YEARS RUNNING”

Those of us who know what this kind of effort means do have a great big congratulations to the grizzled veterans of Silver Wings IPMS – Sacramento, who just last Saturday held their latest invitational Model Show and Contest, 30 years from the year they hosted the IPMS USA Nationals here in California !

While perhaps not quite as big a show being held only for day, no less the work nor the heart. We are happy you hosted, again – mickb

TABLE OF CONTENTS FEBRUARY 2016 AFTERMARKET

- 1) MAKING 2014 A MODEL YEAR : R J Williams provides look back at finishing 24 models in 365 days ( resumes @ 3)
- 3) RODNEY's TALE OF MODELS ( runs to 8 )
- 9) EVENTS CALENDAR
- 10) JIM LUND and A GREAT TALE OF MODELLING GREATS ( runs to 19 )
- 21) REMEMBERING Bay Area Grand Master Modeler Mr George Lee, two shots of his work on display at USAFM 2009
- 21) MARCH EVENTS Pasadena Model Society Show VALLEYCON 2016, NNL West 2016 “ Trans Am & Rat Rods”
- 22) REMINDER 2016 SVSM ANNUAL SHOW the 3<sup>rd</sup> SV CLASSIC “ Clock's A Tick'n ”
- 23) REMINDER SJPD Special Display Project led by John Carr NOW READY FOR ITEMS TO PUT ON SHELVES
- 25) YOU MOTHER ! Reminder of a very challenging “twin” competition all its own from a Member of SVSM, for 2016
- 26) PROMOTER “SPRING IN YOUR STEP” President's APRIL 2016 Club Contest THEME
- 27) “ IT MAY HAVE HAPPENED “ President's MAY 2016 Club Contest THEME
- 28) PROMOTER “APOLLO ASCENDANT “ JULY 2016 Club Contest Theme by SVSM EDITOR
- 29) SVSM EDITOR's PHOTO GALLERY reviews the “Kickoff of Sacto SilverWings” 2016 Feb Contest/Show (runs to 31)
- 32) ENDPIECE FOR SVSM MARCH 2016 “ NINETY DAY WONDER CLUB CONTEST RETURNS ”

***Classic Revision of Model Building History For SVSM Member When He Actually Digs Into His Records ( from 1)***

editor Mick Burton who published it in one of our club newsletters. ( *It was cover lead January 2014 TAMS – editor*)

The story told about the 32 models that I had built in 2013, which was a banner year for me.

Recently I revised all of my models folders and named them by the year, then I carefully put each model in its proper folder. If I build a model in 2000, then it went into the 2000 Folder.

I spent several days going over all 270 models that I have here at home and put a photo of each one in the right yearly folder. When I wrote the “2013-Banner-Year” story in January, 2014, I put down ***that I built 32 models.***

Now, I find out that it was flat out mistake, ***as I really only built 24 models.***

In prior years I have built more than 24 models, and of course, I have built less models.

My new records say that I built 29 models in 2014 and only 24 models in 2015.

You may wonder how I do it, and I really do not have a bona-fide answer. As a long time retired person, I do work around the house, work on our computer, help the wife in the kitchen, watch TV and of course sleep.

Last year, we went to California to visit our children and grand kids, which took 7 weeks out of my model building time.

Most all of my models are right “out of the box “, except that I do add seatbelts, pitot tubes and other minor details. I took on a major project last year by converting a 1/72 scale B-17G to the YB-17G. (a “*faux WW2 Rutan*” – editor)

The wings were put in the back while the stabilizers were put up front. Another minor project that I accomplished was making a water diorama for my 1/48 scale OS2U KINGFISHER model.

I repaired two old 1980 models by re-attaching some broken parts.....that’s it!

I built 3 cars and put the wrong dates on the photos .

The “VALUE” that I add on each photo represents my estimate of net worth (of each model) and it is presented to our home insurance policy.

Over the past few years my hands have started shaking. I was going to quit building models by Christmas time in year 2015, but I still have 7 un-started models to build. At present I have a 1/200 scale Pan Am 747 airliner on the work bench, plus WIP including a 1/48 scale Dornier Do-335 “Pfeil” and a 1/144 scale Arado AR-234 “Blitz” twin-engine WW-II jet bomber. These models are about 75-80% finished.

Enjoy my models! – Rodney, Living in 4 feet of Colorado snow.





**1/48th Scale: Revell's F-86F "MINUTE MEN - SABREJET"**  
 Model & Photo by: Rodney J. Williams  
 © February 12, 2014 Value: \$2,100.00



**1/44th Scale: F-RSIN ATR42 - CONTINENTAL AIRLINE'S**  
 Model & Photo by: Rodney J. Williams  
 © February 28, 2014 Value: \$1,400.00



**1:25 Scale "AMT/ERTL" 1961 FORD GALAXIE - STARLINER**  
 Used the top from the 1960 Car on the 1961 Car Body  
 Made several revisions to the car & "scratch-built" the fender skirts  
 Model & Photo by: Rodney J. Williams  
 © March 17, 2014 Value: \$2,700.00



**1:25 Scale "AMT/ERTL" 1960 FORD STARLINER**  
 Used the top from this car on the 1961 Ford Galaxie then built this car as is.  
 Model & Photo by: Rodney J. Williams  
 © March 17, 2014 Value: \$1,700.00



**1:12th Scale Tamiya "SUZUKI-KATANA" GSX1100S Motorcycle**  
 Model & Photo by: Rodney J. Williams  
 © March 23, 2014 - Value: \$1,700.00



**1:24th Scale Monogram 1953 "Corvette"**  
 Model by: Rodney J. Williams  
 © May 8, 2014 Value: \$700.00



1:144th Scale Minicraft "Mitsubishi G4M Type 1 "BETTY" Bomber"  
Model by: Rodney J. Williams  
© May 12, 2014 Value: \$700.00



1:48 Scale Revell "STEARMAN PT-17"  
Model & Photo by: Rodney J. Williams  
© May 12, 2014 Value: \$2,700.00



1:35 Scale "ICM" Russian Maxim Machine Gun (1910)  
Model & Photo by: Rodney J. Williams  
© May 13, 2014 Value: \$300.00



1:72nd Scale Academy "B-17G Flying Fortress"  
Model by: Rodney J. Williams  
© May 24, 2014 Value: \$2,700.00



1:72 Scale Trumpeter "Russian JS-3m Tank"  
Model & Photo by: Rodney J. Williams  
© May 27, 2014 Value: \$1,400.00



1:72 Scale Revell "Russian Battle Tank T-90"  
Model & Photo by: Rodney J. Williams  
© May 27, 2014 Value: \$1,400.00



**1:144 Scale: Minicraft B-29A Superfortress "ENOLA GAY"**  
Model & Photo by: Rodney J. Williams  
© June 8, 2014 Value: \$1,700.00



**1:25th Scale Monogram "1931 FORD MODEL - A "**  
Model & Photo by: Rodney J. Williams  
© June 18, 2014 Value: \$1,700.00



**1:25th Scale KURTIS MIDGET RACER #27**  
Model & Photo by: Rodney J. Williams  
© June 23, 2014 Value: \$1,700.00



**1:25th Scale Moeblus Models 1952 Hudson Hornet Convertible**  
Model & Photo by: Rodney J. Williams  
© July 23, 2014 Value: \$1,400.00



**1:24th Scale Revell 1958 Ford "Thunderbird" Convertible**  
Model & Photo by: Rodney J. Williams  
© July 25, 2014 Value: \$1,400.00



**1:25th Scale Revell 1949 Mercury Wagon**  
Model & Photo by: Rodney J. Williams  
© July 31, 2014 Value: \$1,400.00



**1:25th Scale Revell 1950 "OLDS CUSTOM**  
**Model & Photo by: Rodney J. Williams**  
**© August 8, 2014 Value: \$1,400.00**



**1:25th Scale Monogram 1959 Chevrolet "Impala" Convertible**  
**Model & Photo by: Rodney J. Williams**  
**© September 7, 2014 Value: \$1,400.00**




**1:48th Scale Academy "USAF" F-86F Saber Jet - "THE HUFF"**  
**Model & Photo by: Rodney J. Williams**  
**© September 12, 2014 Value: \$2,700.00**



**1:24th Scale Revell 1956 LINCOLN FUTURA**  
**Model & Photo by: Rodney J. Williams**  
**© November 15, 2014 Value: \$1,400.00**



**1:24th Scale Revell 1934 DUESENBERG "SJ" CONVERTIBLE**  
**Model & Photo by: Rodney J. Williams**  
**© November 17, 2014 Value: \$1,700.00**



**1:24th Scale TAMIYA 1998 VOLKSWAGEN BEETLE**  
Model & Photo by: Rodney J. Williams  
© December 14, 2014 Value: \$1,400.00



**1/25th Scale Revell 1956 CADILLAC ELDORADO BROUGHAM**  
Model & Photo by: Rodney J. Williams  
© December 27, 2014 Value: \$1,400.00



**1/144th Scale Minicraft Boeign "C-97 STRATOFREIGHTER"**  
**"ANGEL OF DELIVERANCE"**  
Model & Photo by: Rodney J. Williams  
© December 27, 2014 Value: \$2,100.00

AND  
FOR  
RODNEY'S  
MODEL  
TALE  
OF  
2014  
...

**THAT'S ALL , FOLKS !**



**1/32nd Scale Revell F2G CORSAIR #9 CONVERTED TO RACER #74**  
Model & Photo by: Rodney J. Williams  
© December 27, 2014 Value: LOTS OF U.S.A. DOLLARS



*UPCOMING EVENTS CALENDAR AS OF 02-28-16*

**Sunday, March 06 2016**

**Pasadena Model Society** host their ValleyCon 2016 at the Peterson Auto Museum, 6060 Wilshire Blvd, Los Angeles.

**Saturday, March 12 2016**

**NNL West** host 2016 show themed “**Trans Am : Pontiacs and Original Racers**”. SCCC Hall A, Santa Clara.

**Friday, March 18 2016**

**IPMS/ Silicon Valley Scale Modelers** monthly meeting. Club Contest Theme “**March of Time’s Up**”

**Saturday, April 02 2016**

**IPMS/ SV Scale Modelers** host their **SV Classic # 3**, Theme “Clock’s a Tick’n” at Napredak Hall, San Jose.  
See [www.mickbmodeler.com](http://www.mickbmodeler.com)

**Friday, April 15 2016**

**IPMS/ Silicon Valley Scale Modelers** meeting. President’s Club Contest Theme “**Spring In Your Step**”

**Friday, May 20 2016**

**IPMS/ Silicon Valley Scale Modelers** meeting. President’s Club Contest Theme “***It MAY Have Happened***”

**Friday, June 17 2016**

**IPMS/ Silicon Valley Scale Modelers** monthly meeting. Member’s Club Contest Theme is “**You Mother**”

**Sunday, September 25 2016**

**IPMS/ Fremont Hornets** host their TriCity Classic # 12 at the Milpitas Community Center, Milpitas CA. Theme is “Battle of Britain”, for all things British/directly related. 50 categories, 20 Special Awards, see website for details.

**Saturday, November 05 2016**

**IPMS/ Antelope Valley Group** host Desert Classic #20, AV College, Lancaster, CA SPECIAL AWARD Category “JURASSIC PLASTIC” Overall theme is “Vietnam War, 1946-1975”

**Friday, November 11 2016**

**IPMS/ Fremont Hornets** monthly meeting.

**Friday, November 18 2016**

**IPMS/ Silicon Valley Scale Modelers** meeting. President and Editor’s Club Contest Theme “**The End All and Be All Contest**” See [www.mickbmodeler.com](http://www.mickbmodeler.com)

**Friday, January 20 2017**

**IPMS/ Silicon Valley Scale Modelers** meeting. Editor’s Club Contest Theme “**1917**”

**Friday February 17 2017**

**IPMS/ Silicon Valley Scale Modelers** meeting. Editor’s Club Contest Theme “**Northrop’s Notables**”  
See [www.mickbmodeler.com](http://www.mickbmodeler.com)

**Friday, January 19 2018**

**IPMS/ Silicon Valley Scale Modelers** meeting. Editor’s Club Contest Theme “**1918**”

Definitely We Are Lucky To Have This Spirited Contributor

**" Lord Jim "**

**2016 FEBRUARY MEET Feature**  
Photos & Text : Mick Burton  
Great Models Share: W. J. Lund, SVSM

The President, The VP & Treasurer, and The Editor of SVSM seen here in marvel how filled our tables were.

Okay, perhaps I'm being a mite over the top. Still, February's tabling truly did one of our membership proud...

There in photo at front left, is whole table just of material from Jim Lund, Historian & Prolific 1/72<sup>nd</sup> Modeler !

Several notable times at meetings of past, Jim has brought us spectacular model works to share. This one gave

me particular pleasure to feature though, because February's my birthday month and Jim's model talk was a great gift.

Yes, that's dear friend Jim here on the right, giving a " what the hell am I supposed to do with this, Mike? " look.




Okay, to be fair, at time I shot pic, Mike he was gesturing, was our President. Who called on him to begin Modeltalk.



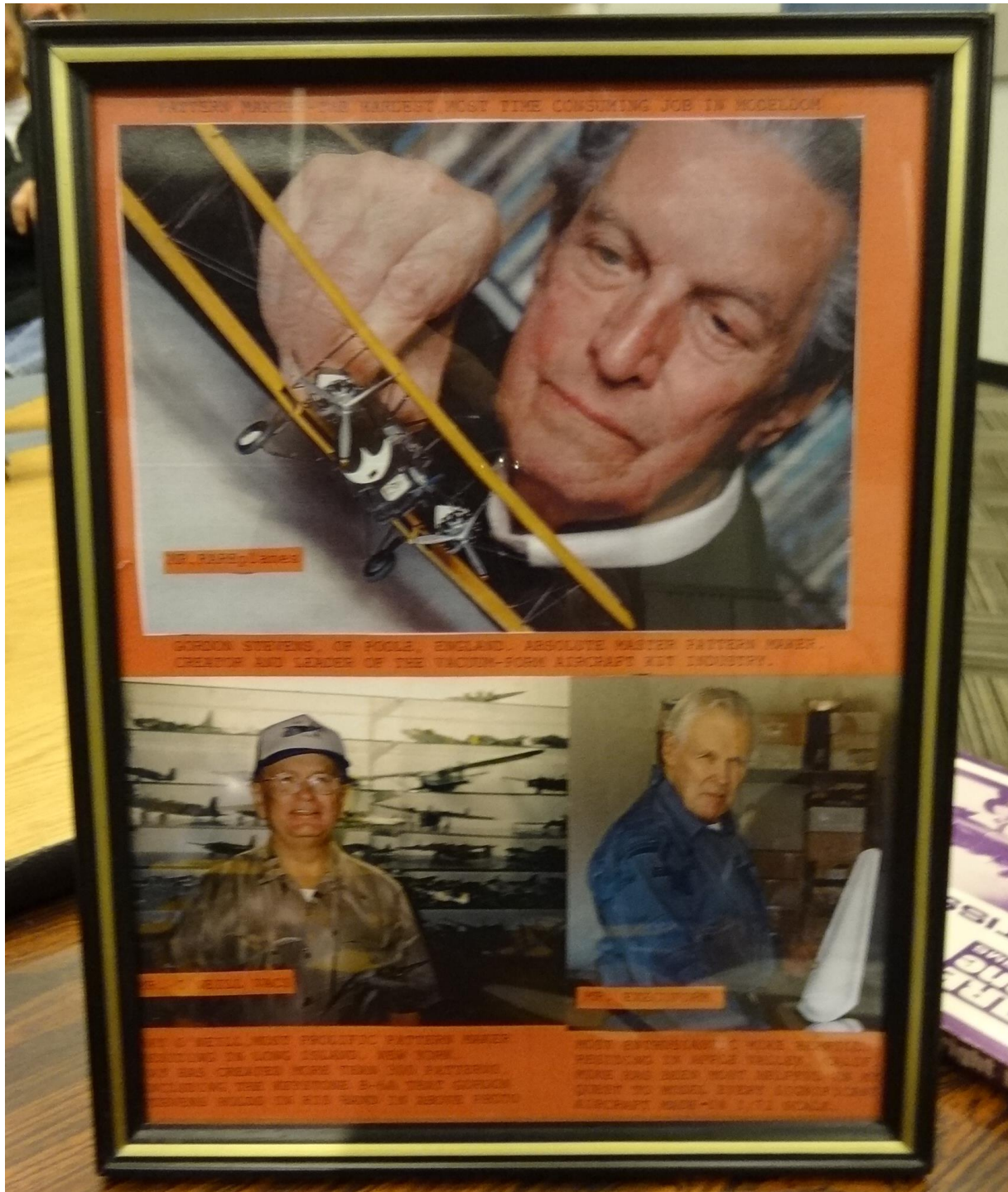
Now again in retrospect: it's a damned shame really, a quality videographer wasn't present for this portion of meeting. Jim's short soliloquy on his sharing for month's model community gather was a fine tribute to another.

Jim had this trio of folks in a photo frame on display. He began with note who the first gent in the top shot was and how he figured prominently in not just Jim's model life, but all of ours. A tribute to one Mr Gordon Stevens Aka, "Mr Rareplanes". Crafter of vac for Jim's KC-97





As Jim said, many years before the Academy/Minicraft came along, this kit was the path to this mighty Boeing.





This important, significant and quite lovely 4 engine “Cold Warrior” did not see respect in form of 1/72 kitting until April 1981, marvelously managed as a “vac form master” by none other than this Englishman from Poole. (by way, SVSM alumnus and frequent “old days Sheet contributor” Robin Powell, hails from same hometown!) Jim Lund’s well executed build from this vac, seen here. As Jim pointed out, this is still the better of the two kits





Jim gave us all an excellent short history of startup and production of Rareplanes company, Gordon Stevens and his huge influence on the modelling world. Along with sharing enjoyment of having a long time friendship with him.

(Which Gordon reciprocated more than once. If you go to the excellent two part "History of Rareplanes" written by Gordon on the Aero Scale website, he credits with much thanks to Jim Lund, for use of his photographs for the illustrating of Gordon's writeup)

(address where this article may be found on web given here)

<http://www.72ndscale.com/modules.php?op=modload&name=Sections&file=index&req=viewarticle&artid=4305&page=2>

Amazingly, Jim and Gordon never got a chance to meet in real life. Our Gordon left the modelling community forever in this past year, sadly.





Jim expertly explained succinctly how it was that Gordon Stevens' original run of vacuform aircraft were made by use of a "male" molding also known as a "drape" process.

Which is in part why Jim carefully spelt out that this Curtiss A-12 Shrike of his, a "female" molding of Gordon Stevens. He had done this originally as a "male" and a true aficionado of vac forms who has one of each, could easily tell you comparison of one to other, really night and day !

The "female", or "cavity" process of vac form molding is much more challenging to perform, but rewards maker with much greater details in end results.

As Jim made very clear to us all, Gordon wasn't one to content himself to remain a success on one trick or several. From his 1970s start, he continued long prodigious career, improving the products he made in every effort. He set and advanced the bar by which all sorts of model companies be held to as "good, better, best".

Even today many of Gordon's mastered products are equal or better than resin or injection kits of the same subjects.

Jim's example works from basis of Rareplanes productions, exemplify Gordon's philosophy he proudly put on adverts of early years. Namely, each finished model would reflect his AND the BUILDER's personal best.





Jim's explaining the rich history of vac form aircrafting didn't of course, solely revolve around Gordon Stevens and Rareplanes, et al. You may recall he had two other faces on his framed photo at the beginning of the article.

Pleasing surprise for me again with Jim's table this month, (of the several), was that he has this particular plane for illustrating the next gentleman of his story's work. This is the Curtiss XP-31, a charmer on first sight for me, when a particular well used shot of one in flight was my introduction at age 12 in "American Combat Planes".







While I don't recall hearing where Jim first ran across this Curtiss, my bet is that came about in a different book but we both share a liking for this model maker in any event. "Execuform" is the company, "male" molding the production process, Mike Herrill the master. Jim had Mr Herrill's photo on his array, and he has had long time of friendship in modelbuilding with him, happily this includes "face time". Mike Herrill hails from Southern Calif.



Sorry for the next item here, the Great Lakes XTBG-1 aircraft model master below. I don't have notes on its origin or how Jim got this.





Third gentleman in the photo array of Jim Lund's display, produced a model here that ties back to Gordon Stevens !

This modeler and master craftsman is named Ray O'Neill, and Jim Lund has spoken to us of him before, along with sharing the grand products of that share

Ray is a confirmed vacuform fanatic, he never has apparently offered any of his vacs for general sale. However he's supplied some greats with their starting basis, among them being our Jim Lund.

I am appreciative as ever for knowing Jim because of his deciding to make us his local IPMS Chapter many years ago and this provides more reason why.

The Keystone B-4A is another of these aircraft that were significant to US Air Force history, yet only Historians like Jim today, can recall or appreciate that.



This model is Jim's, from a Ray O'Neill "male" molding by vacform, and exquisitely captures the full flavor of the last version of the last of biplane bombers operated by US Army Air Force. The Keystone B-3A first sold, then upgraded to the B-4A standard as shown here, of which served on for several years in other capacities after replacement by the "modern" Martin B-10 all metal monoplane bomber in the mid 1930s.

Models like Jim's are the only way anyone these days even knows of or can easily visualize these significant milestones. Jim brought along another significant treasure that ties all these items together, with the book "Scratchbuilt", from Schiffer. It's dedicated to the memory of one of its authors/contributors, George Lee of San Leandro. George's own Keystone B-4A is given a pride of place in the USAF Museum in


Dayton, situated prominently in front of the "Martin B-10" full size example aircraft, as an illustration of history. Wild part of this is, "B-10" like "B-4A" are both "extinct in real life", as the one USAFM has is a careful re-creation of the USAAC B-10 from an Argentine Navy export version that was given to them. The real ones were long ago scrapped.

Thanks to George Lee's 1/32 scale labor of love, which is a full scratchbuild (made from a brilliant modeler's own set of research and mad skills), a person can now see this bird at will in three dimensions. A perfect case of where models and modelers contribute BIG to society beyond ourselves.

Thank you, Aircraft Historian non pareil Mr W.J. Lund, for your membership and wonder sharing for all these years.

*-mickb fini*





*These are two of the best shots I managed in my visit to USAF National Museum in 2009, while attending IPMS USA National. This is the noted "George Lee 1/32<sup>nd</sup> scale scratchbuilt Keystone" model, in its case, in front of recreated "real" Martin B-10.*



- Mick

# ***BUMPER TO BUMPER WEEKENDS OPEN MARCH !***

***Sunday March 6<sup>th</sup>***

*sees the*

*New*

*Peterson Auto Museum*

*in L.A.*

*Hosting Pasadena Model Society's*

***VALLEYCON 2016***

*(Yes, all sorts of models in competition)*

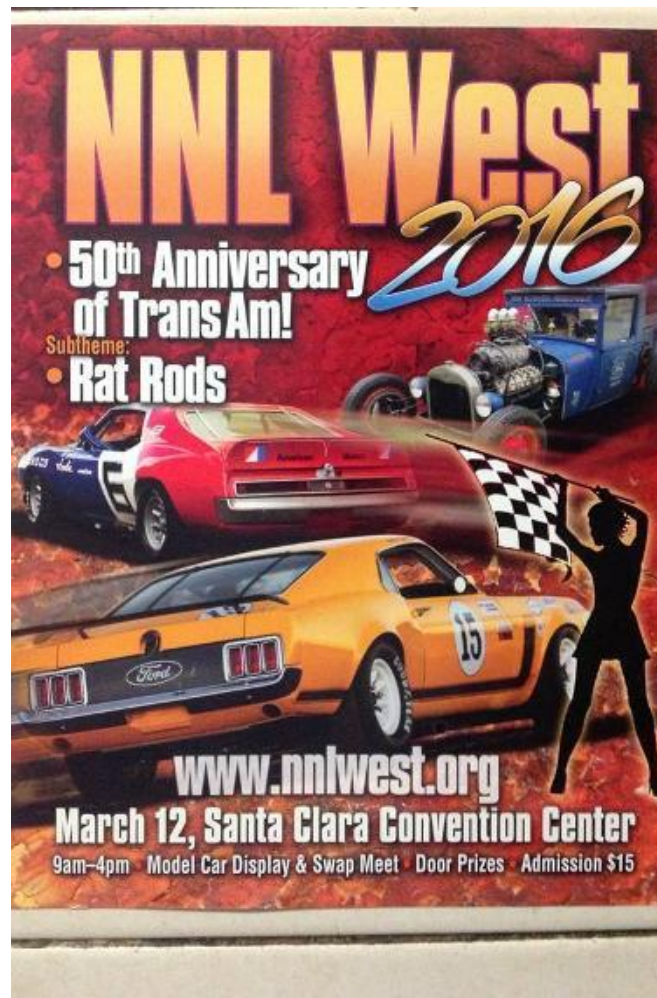
***Note: Auto Museum admission is part of Entry fee for Entrants/Spectators ☺***

*And on the*

***Following Saturday March 12***

*NNL West hosts another Great*

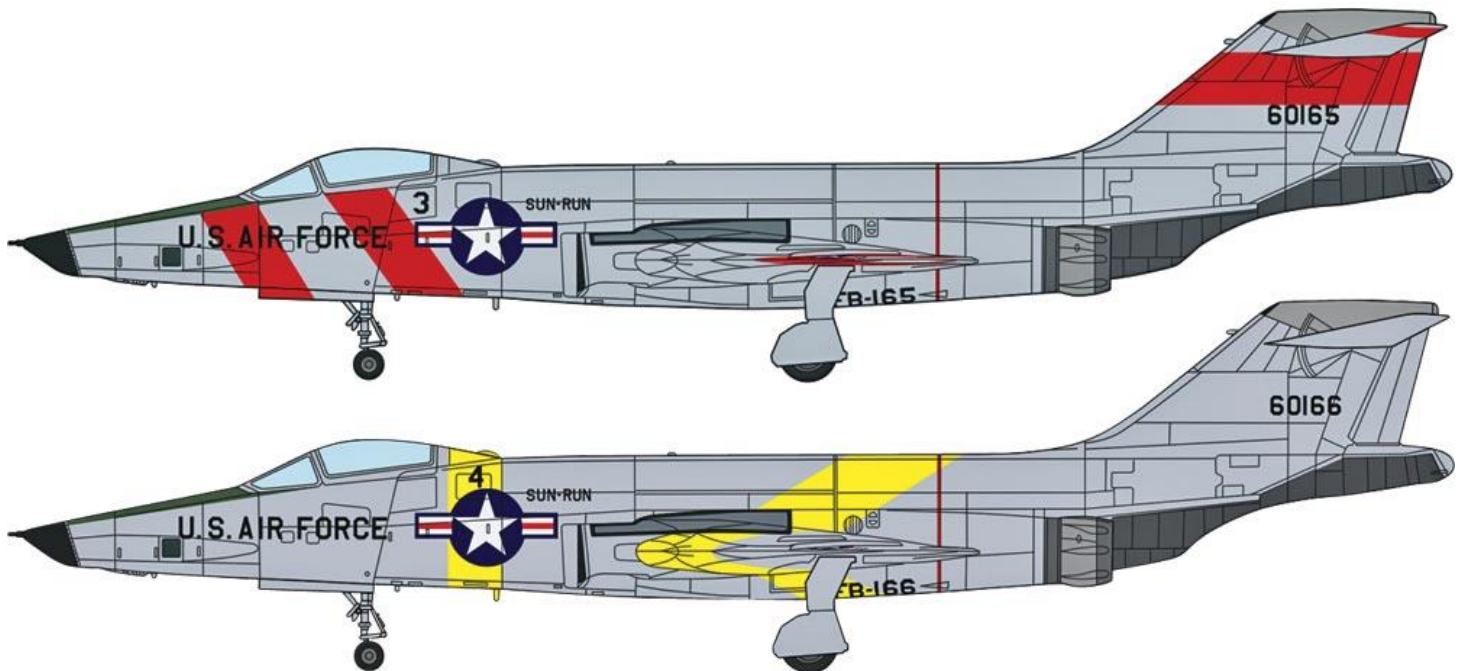
***Scale Automotive Model Show & Swap Meet here in Santa Clara***



# COMING UP FAST IN SPRING OF 2016 !

Saturday April 2 2016

**THIRD Silicon Valley Classic, hosted by SVSM, at Napredak Hall,  
770 Montague Expwy, San Jose Ca 95131**



ZOOM CLIMBS – CUBAN MISSILE CRISIS – LAND SPEED RECORDS – OPERATION SUN RUN – DRAG STRIP & AIR RACING

## Theme is : “*Clocks a Tick’n*”

(see [www.mickbmodeler.com](http://www.mickbmodeler.com) for more details on this).

Vendors, contact CD Mike Woolson at [swingwingklvk@gmail.com](mailto:swingwingklvk@gmail.com)

Please note, CA tax permit required and **also be advised** number of tables is **limited**


**CONTEST ENTRANTS BE ADVISED**

There will be a SUBJECT of HONOR given in the name of Steven & Anita Travis

The award winning model may not necessarily be a placer in a category

*Will be selected by Judges on qualifying basis of what S&A Liked, Built, or Thought was “Different”*

## San Jose Police Historical Society Display Project



The San Jose Police Department has a display cabinet at the officers entry to the police patrol division building. The San Jose Police Historical Society would like to fill the cabinet with models of San Jose Police vehicles in 1/24 and 1/25 scale (or helicopter in any scale). The Historical Society is asking for model builders who would be interested in building a vehicle to be put on permanent display. The San Jose Police has used a wide variety of vehicles over the last 100 years, to include the following:  
(In the early 1920's through the 30's officers used their own vehicles for patrol)

- 1941 Chevy Sedan 4 door (black, unmarked with radio aerial only)
- 1946 Pontiac Streamliner 4-door sedan (3 cars traffic control)
- 1951 Pontiac 8
- 1951 Chevrolet
- 1953 Ford Customline 4-door sedan (V-8)
- 1954 Chevrolet 4-door (V-8)
- 1957-1958 Ford Custom 300 (V-8 352 Thunderbird engine)
- 1959 Ford Custom 300 (first official Ford police package car)

- 1960 Plymouth 4-door sedan
- 1963 Plymouth 4-door Fury
- 1964 Plymouth Savoy 4-door sedan (383 commando) including the station wagon (k-9)
- 1965-1967 Plymouth Fury I 4-door (383 commando)
- 1968-1969 Plymouth Belvedere 4-door (383 commando)
- 1970-1971 Plymouth Satellite 4-door sedan (big block 400)
- 1972 AMC Matador 4-door (360 engine)  
Plymouth Fury 4-door (HP 440)
- 1973 Plymouth Fury 4-door (HP 440)
- 1975-1976 Plymouth Fury 4-door (HP 440)  
Dodge Coronet 4-door (HP 440)
- 1977 Dodge Monaco 4-door (HP 440)  
Plymouth Fury 4-door (HP 440)
- 1978 Dodge Monaco 4-door (HP 440)  
Plymouth Fury 4-door (HP 440)
- 1979-1980 Dodge St. Regis (HP 360 and 318, CHP dumped all of their 318 cars on SJPD when they  
Received the Dodge Diplomat )
- 1981 thru 1989  
Dodge Diplomat 4-door (318 engine)
- 1990 Chevrolet Impala 9C1 4-door
- 1991-1993 Chevrolet Impala / Caprice 9C1 4-door (Predecessor to LT-1)
- 1994 thru 1996 Chevy Impala / Caprice LT-1 / 9C1 4-door 5.7 L engine 350 hp (corvette engine)
- 1997 Ford Crown Victoria 4-door (early model)
- 1998 thru 2012  
Ford Crown Victoria 4-door (current model)
- 2014 Chevy Caprice V-6 patrol package (made in Australia by Holden)
- 2014 Ford Explorer police package

Decals of the SJPD logo will be provided, as well as any photos or other related information. Any models purchased will remain the property of the builder and be available to claim at any time. A placard will be placed with the models to indicate they are courtesy of the "Silicon Valley Scale Modelers". If you would like to participate

**PLEASE CONTACT John Carr via the Editor's email [DENS25403@MYPACKS.NET](mailto:DENS25403@MYPACKS.NET)**



# YOU MOTHER – JUNE 2016 SVSM Member’s Contest Theme



A rare and creative direction for competition with a wry titling ! Will be aeronautical in approach, but requires some forethought as you must plan for Mother & Child. Check it out.

Per Member who came up with this fiendishly fun scale fight, qualifying contesting entries are listed below. Note, they **must be finished** to be award eligible, and **“in combo”**, **not single ships**. Pylon references plus any requisite modeler tech to produce, not considered being outside your skill sets by the Member Sponsor.

## LIST:

EB-29 + (X-1, X-2, D-558-II, XF-85) ( Actual designation for “Fertile Myrtle” = P2B-1S )

EB-50 + (X-1, X-2)

NB-52 + (X-15, X-24A, X-24B, M2F2, M2F3, HL-10, Pegasus)

L1011 + Pegasus LV

Short Mayo Composite (Seaplane, AirMail Service)

DC-130 + (Firebee drones, other Ryan products of more “secret” nature)

747 Shuttle Taxi + (Shuttle Orbiter)

SpaceShip One & White Knight

German Mistels (real or proposed) series

Short Mayo Composite (Maia-Mercury)

FICON (RF or F-84 with GRB-36)

JB-36 Ferry (in transport of XB-58)

Tupelov ANT TB-1, TB-3 Zveno Project

Lockheed M-12/GTD-21 Blackbird combo

Project Tip Tow EB-29/EF-84 combo

Project Tom Tom B-36/EF-84 combo

Leduc 022 with her mothership

Byrd’s Antarctic Land Cruiser with Staggerwing

B-52 with GTD-21B

Dornier with Me-328

I-19, I-21, I-25 (sub carrier plus E14Y Glen)

I-400 (sub carrier plus Aichi Seiran floatplane bomber)

G4M Betty (when outfitted with an Ohka suicide bomber)

Sponsoring member suggests reference to [https://en.wikipedia.org/wiki/Mother\\_ship](https://en.wikipedia.org/wiki/Mother_ship) for anyone seeking additional guidance or an idea where maritime/land options lie.

There you have it, now get two it ! You some months yet (more or less) to get ‘er done.


## SVSM PRESIDENT'S CONTEST THEME APRIL 2016 "SPRING IN YOUR STEP"

Start with this concept: Anything over time that left the deck of a carrier (via catapult), or other shipboard applications of catapult launch. Such as this Douglas A3D here...



Or this Douglas A-1E, which so happens if you don't accept it as "carrier launched" (since it's a USAF bird here) fits well for this next aspect (since this is the Vietnam rescue Skyraider flown by Bernie Fisher, in a clear example of STOL...) Consider all the possible entries from the aspect of STOL (Short TakeOff and Landing) performance ( Storch, C-123, C-130, Beaver, Otter, Dornier Skyservant, et al )

Like Helio Courier and Provider shown here...



Push forward into the ultimate "Spring" with VTOL (Harrier, Yak-38, the many X-planes taking this technology on...)



Gee, look, Harrier (V/STOL) and Panther (Cat launch)




Then there's another V/STOL with the XC-142A, or the venerable Bell Aircraft XV-3 VTOL X-plane, or a "dicey"(in more ways than one) "spring to life:" VZ-9



**JUST BE SURE YOUR ENTRY IS FINISHED for a consideration of an award, no matter the approach !**

LITTLE OUTLINES of CLUB CONTESTS for YEAR 2016

SVSM PRESIDENT'S CONTEST May 2016 *"It MAY Have Happened"*



Another rock simple decision for entry making. Did your subject have some significant existence of note in any of the 31 Days of MAY? If the answer is Yes, you're done and just need to wait til meeting night.

Some help in case you're really stumped here. MAY DAY saw some pretty awesome model subjects in the finest parade liveries tooling down "Red Square" in Moscow.

Hmm, recall dimly there might have been a Lockheed product over same general area May 1960...

Figure and diorama modelers might be inclined to consider that Cinco De Mayo celebrates a battle which may have happened to provide material for them.

Does anyone recall that USA's first man in space, Alan Shepard, took his *Freedom 7* Mercury Capsule into suborbital arc, May 5, 1961?

The sack of Rome by Germany, May 1527? Note the *Lusitania* passenger liner was sunk May, 1915? In May 1937, at Lakehurst, New Jersey, *Hindenburg* goes down in flames? How about that Dien Bien Phu falls in May 1954, stir up any ideas?

*And that's just the first week of May* for some small bits to start considering...

The original Hawk Lockheed U-2 was the A version and was first released in 1962. In 1978, the model was permanently modified to produce the U-2C version, making the earlier kits collector's items. Kit from the John Andrews collection.

THE CLASSIC KITS — NUMBER 8 IN A SERIES

**HAWK'S LOCKHEED U-2**

The government was watching me!

**BY JOHN ANDREWS**

IT WAS A PROFOUND DISCOVERY for Hawk Model Company and, in October 1967, I learned with certainty that an airplane called the U-2 was flying over the Soviet Union. My interest was sparked and I began an intensive research effort. By the end of 1969 we at Hawk had acquired enough material to produce the model, but considering its secrecy, I contacted Lockheed to let them know we were about to manufacture a kit of the U-2 Lockheed model. "Sure, we can't stop you from doing the model but we ask that you consider holding off at this time." The implication was obvious and we decided to put kit production on hold while Lockheed did its research. Then, in November 1969, I learned the facts were investigating you!

Later, in November 1971, I learned the CIA, U-2, disallowed from Soviet air space and more information on the aircraft became available. We updated our drawings and provided clarity to make the kit as accurate as possible. Even though the Soviets had an airplane in their hands, we weren't given accurate drawings until 1978. We finished our own drawings by studying photos and the original kit No. 106, priced at \$3.50 was released in April 1982.

In 1985 scale, the model opened 20 inches — at the time a big plastic kit. We intended to produce an even larger scale model that truly depicted the U-2. That had cost in 1980 dollars was \$25,000.00, and the kit consisted of its parts including its stand. With debate on the morality of aerial espionage still running high, the U. S. Air Force, although flying the U-2, asked us to leave their markings out of the decal sheet. The kit's first markings were simple and depicted the NAVA sample, which was called out for the press at Edwards AFB following the Powers incident.

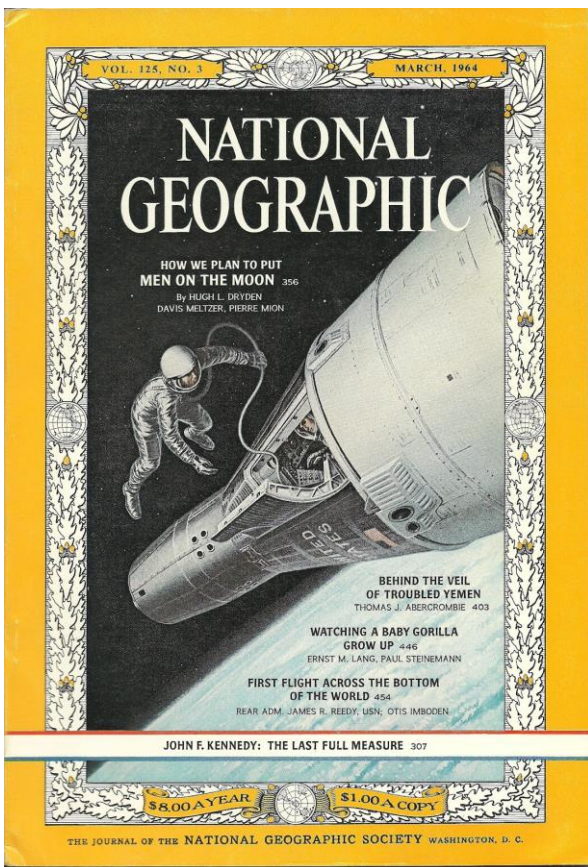
Later, in November 1971, I learned it was decided to update the U-2 to a U-2C. The landing changes were the vehicle — U-2A can never be divided from them again. Anyone having either the Hawk or Tantor U-2A has both a piece of historical controversy and a true collector's kit.

# SVSM EDITOR'S CONTEST THEME JULY 2016 "APOLLO ASCENDANT"

My MANNED SPACE PROGRAM club contest model competition celebrating 50 years since first of the Saturn 1B launches to test USA's Apollo hardware took flight in Feb 1966



Now, of course, one canny modeler competitor or another will likely realize as I will blatantly point out, that definition does include a LOT MORE than MEETS the eye, so if you're not a "flaming tube fan" or "spam in a can orbiter maker", there are several options still open to you.



Say, the X-15, X-24, M2F-1, 2, 3, HL-10 vehicles with direct tie to US Manned Space effort. X-20 DynaSoar may not have flown, but it counts too, like the USAF MOL project.

On the off chance that you're still not quite with this, or really not a fan of USA space hardware/programs, remember there's plenty of other options still here

Russia and China for two. There are others, but I can't do all your heavy lifting

FINISHED ENTRIES ONLY ones eligible for awards, but all entries welcomed



# SILVER WINGS 2016



Photos/Text : Mick Burton Models by: Other than MB

Saturday February 20 at Town and Country Church and School was the site of Sacramento IPMS Silver Wings' "Wintercon 2016" First contest and show of the Region 9 Year.



We who made it from South Bay also witnessed that Orange County folks came in some numbers, one of whom I caught a shot of at the Barracuda Studios table with someone you may know.

Old Home Week for some of us, even if Lou Orselli was doing a "Wilson" impression here. (a nod to "Home Improvement" show fans...)



Lee Marcum of IPMS-M Bay was there at the Chris Zanella table, which was located next to the Modesto Hobby & Crafts. I believe that's SVSM alumnus Randy "Tomcat" Rothaar, but not sure here.






Another look across from a corner, gives more clues at just how populous and friendly this opener show was, thanks again to Silver Wings for coming through with merely relocating their event in the timeline versus outright cancelling.



Since I was unable to remain for the entire show and didn't get a record of the winners, I'll place a few of my favorite shots instead to illustrate.



I'll just have to hold hopes to see one or both of these things in the year future:

The IPMS SilverWings Event Results on their website or any Other publicly available form,

AND

Announcement of a SW show in the 2016 December maybe?

# MARCH OF TIME's UP



*Treasurer Bill & Editor Mick offer  
A 90 Day Wonder Club Contest !*



*Everything You See Here is Eligible If Completed by March Meeting*



*Basic & simple rules, nothing too onerous. ANY GIFTS ON RECORD From the December 2015 SVSM Meeting are eligible to compete, they don't have to be "original owner" entries, so if you sold or traded for any of them, still perfectly fine to build and compete with here. FINISHED in any fashion you please, ranges from OOB to Full On Competitive Killer You.*


*There were 49 potential entries on table, surely a few will do.*

---

PLEASE SHARE THE JOY OF OUR HOBBY AND FRIENDS  
Because it seems sometimes more than a few forget this :

THE ONE TRUE RULE OF MODELLING (if ever there is).

*If you're having fun,  
Then you're doing it right.*



EDITOR  
SILICON VALLEY SCALE MODELERS  
P.O. BOX 361644  
MILPITAS CA 95036  
Email : dens25403@mypacks.net

