



THE AFTER MARKET SHEET



VOL. 50A, No. 12A WWW.SVSM.ORG DECEMBER 2016

A Publication of the SVSM Chapter of International Plastic Modeler's Society, USA

"AH YES, THE FRENCH F-84 ..." A New Model Writer Opines Well



Text/Images: Jordan Li

Heller 1/72nd Scale M.D. 450 Ouragan

Imagine this. You're a model airplane, started by a previous owner, then stashed away and untouched for a decade. One day you're taken from storage, and super excited to be finally worked on but instead just given away to another modeler. This new modeler takes you out from the box, glues your wings and fuselage together, and then just kind of leaves you on the workbench and forgets about you for a whole summer as he hangs out with his friends.

If Toy Story 4 is about my Ouragan, it's going to be hell of a depressing movie.

(Continued on page 3)

“ WHAT A CASE OF THE LAZIES ! EDITOR PUTS TOGETHER A “BONUS” PICTURE ESSAY HERE ”

There was a noodling notion of several “favorite themes” lurking about over the holiday weekend, however being on call and thusly called in to work a number of times, merely served to aggravate rather than stimulate this Editor here. So, right here, right now, in sheer selfish goal to “*get this TAMS published NOW, no more holdup, I've more to do !*” giving 5 cell early look at the article # 1 (number 2 will be in January 2017 OSS) which is to be found on pages 5 -15. Consider this a fair warning for next December, as you see, EVERYONE is happily reaching for innocent gifts at will



At top left, Larry is striking his noggin, musing “*I coulda had an Atlantic*” as Shervin, Gabriel & Brian watch closely. Top right, appears President Plummer is egging Laramie ‘s potential theft of Kent’s gift, as wee Amelia Bucholtz goes after a pretty package, since she sees all the “adults” attention is elsewhere. *I see a future President perhaps...* Bottom, on left, “Mad Police” indeed; here is all this THEFT GOING ON in a POLICE STATION ! Center, look these brazen hooligans are proudly displaying their ill gotten gains with no shame ! On right, look you can see clearly Milpitas PD mobile command post with a clear view of yet another “theft” being negotiated, and yet *NO ONE’s DOING A THING!*

- mickb

TABLE OF CONTENTS DECEMBER 2016 AFTERMARKET

- 1) **TOY STORY 4 TREATMENT, SCALE MODELER STYLE** BY Jordan Li (resumes @ 3)
- 3) **OURAGON’s FINISH: Swift work made of a gifted model by gifted modeler, continued** (runs to 4)
- 5) **DECEMBER 2016 “PIRATE’S PLEASURE” (GIFT THEFT EXCHANGE) Reminiscence by Editor** (runs to 15)
- 16) **EVENTS CALENDAR**
- 17) **REMINDER: JOHN CARR’s SJPD HISTORY DISPLAY PROJECT**
- 19) **WAY BACK MACHINE RETURNS: A snapshot of News from January ‘87, ‘97, 2007 with a scrap of February 1997**
- 21) **NNL 2017 Official Flyer BOO YA ! January 2017 ends with an awesome event**
- 22) **SILVERCON 2017 FLYER all about SILVER WINGS upcoming Contest and Show coming February 18 2017**
- 23) **SVSM CLUB 2017 SV CLASSIC #4 FLYER all about their upcoming Contest and Show coming March 4 2017**
- 24) **CLUB CONTEST 2017 PROMOTIONS for JANUARY, FEBRUARY, JUNE. JULY, NOVEMBER**
- 26) **ENDPIECE FOR SVSM DECEMBER 2016 TEASERS FOR NEXT TAMS, FREE HORNETS 2017 FALL SHOW**

“For a plane to fly well, it must be beautiful.” -Mercel Dassault

Heller's Dassault M.D. 450 Ouragan dates back to 1981 and features 35 pieces of raised panel lines, a rudimentary cockpit, and just a little bit of disappointment.

This is coming from a modeler of the 21st Century who's spoiled with scores of aftermarket options, photoetched details, and the whole nine yards, so naturally I'm probably going to sound whiney and privileged.

Actually, this kit isn't all that bad. It's typical of the era (even Hasegawa and Tamiya still had some kits with raised lines and whatnot in the early '80s) and in this scale was the only kit of the Ouragan until Valom's 2011 release.

Compared to the new Valom kit which retails for around \$26.51, the Heller kit's still cheaper, sitting at around \$14.45. Honestly, I might have paid the premium for the Valom offering, had I not received this model as a gift from Greg Plummer, a fellow member of the Silicon Valley Scale Modelers.



Check out that sick filler imperfection at the wing root that I didn't sand very well- hups.

Like I said before, the detail of this model is pretty rudimentary. You're not getting much, but if you cared to enough, what Heller gives you is definitely a good start for some scratchbuilt components.

I would've added some more cockpit detail to spice it up, but Greg already glued together the fuselage halves, so that was out the window.

At some point I got the wings attached to the fuselage and horizontal stabilizers into the tail, and it sat in this form for approximately a month and a half.

After rescribing the detail, I went ahead and pre-shaded the model with Tamiya XF-1 Flat Black, before applying a camouflage pattern that was masked off using Silly Putty consisting of XF-52 Flat Earth and a mix of XF-18 Medium Blue with X4 Blue. The centers of panels were modulated by adding drops of XF-2 Flat White to the camouflage colors. This process actually took several painting sessions over two days of modeling because I couldn't quite get the mixture of paint to look right, so ended up stripping and repainting the aircraft no less than seven times before calling it good.

I then coated the model in Testors Clear and added decals, as well as an oil wash. Another coat of Testors dullcote sealed up my Ouragan.

And there we have it- my first completed model of the 2016-2017 Academic Year.

Even with all its shortcomings, I think the Heller Ouragan still builds into a respectable replica. It's definitely shaped like an Ouragan, and it's a cheaper option for those who aren't fortunate enough to afford the Valom kit or simply don't care for what the newer model offers.

For modelers who build models for the sake of building models, the Heller Ouragan is fantastic.

It's certainly an interesting addition to any 1/72 collection, and in the right markings, might even confuse your friends into thinking it's a Mystere or a F-84.

- Jordan

Editor's Note:

Jordan Li is a fairly new member of SVSM, who's definitely contributed a great deal of inspirational spirit in the short while he's been with us. Jordan's neck deep in college pursuits, yet found a way to put his model talents into the pages of our publication, for which the Editor is profoundly appreciative.





“ **PIRATE’S PLEASURE, SVSM’S Gift Theft** ”

2016 DECEMBER CLUB MEET Photos & Text : Mick Burton Gifts to Steal : Provided by Others




A Quick Look Back by Editor, to celebrate our Holiday Party, plus lay foundation for *yet another* 2017 Club Contest !



President Greg Plummer, Treasurer/VP Bill Ferrante and of course, Secretary Chris Bucholtz had everything in place, as seen on the right. Chris had able assistance this year, below !

When Editor arrived a little after 8 PM, he was nearly the last of 26 eventually present for evening's fun.




Preparing for battle, meet Amelia Driver Bucholtz, next to her dad.

His and her names joined with Mom Elizabeth's in the bucket with 21 others

There's said bucket, just before the first name was drawn by Editor Burton.

Before starting, we'll put the end result summary to help frame this photo essay

24 players this year which was a match for last year !




Broke out as 12 players of 3, 6 players of 2, 6 players of 1

As it began, Burton (who was one of only two non players) pulled Laramie Wright as first name, and he would open an Academy M2 Bradley. Not long after, we would find Mark Schynert speculating with Gabriel Lee about a boat





By now with a 1/48th Ventura and 1/72nd C-54D now among other “treasures” to plunder in view, Frank Babbitt , one of the 12 “players of three” (Laramie being another), is still not finding what he’s looking for. Shervin is happy, tho. There in foreground, left of center, is another SVSM Xmas Meet tradition in view, Postoria’s humorous wrap art !



While Editor busy collecting his shots of P.A.’s fun. Dad Chris was hard at work scribing the run of theft whilst Daughter/Able Assistant Amelia gave Editor evil eye, in case he had designs on Dad’s Allied Airbase vehicles !



Well now, again Amelia is NOT HAPPY with this turn of events, however Brian Sakai now has look of impish delight, must be the Mountain Dew in hand.

Oh wait, look it appears there's a familiar F4U-1 in his other hand. Perhaps this and companion Flappter were stolen freely from her dad, you think?


Meanwhile, it is looking ever more likely that Mark Schynert is taking that USS Ticonderoga home ...



While "Northerner" Jack Riggart ducks down as camera swings his row's way, Amelia's mom Elizabeth smiles while the seated Randy Ray, Ron Wergin, Frank Babbitt, Jack Riggart and Robert display their "vulnerable prizes" for play.




Elizabeth would soon be assisting daughter in taking one of her husband's "plays", which delighted child as you'll see:



It's a family affair ! Daughter has picked a big long box in attractive powder blue, which reveals itself to be a Lindberg edition of HMS Vanguard. Model packaging nearly equal in length as wee Amelia is tall.

Amelia determined her best form of "assistance" this evening would be as "selector" and opener of gifts, the expression on her is priceless as seen right

President Greg Plummer was not only dogged MC, he also was one of "6 players of two". Seen on left, held a "theft"



No slouch ! At right, *Pirate Greg* had some fun with another "theft", an F-5E



Ron Wergin is pleased to show he managed to steal back from President Greg that 1/48th F-5E, no small feat to be sure Elizabeth outfitted daughter with a Pirate's headgear, which helped Amelia locate a Hasegawa Fw-190F below, right.






Pirating in various forms went on pretty smoothly and considering, swiftly enough, for a good while. Choice items like that A-20G (modeled by Shervin) and “retro” XKE Jag/GT-40 (modeled by Brian) coming into play. Finally though, we closed in on a finish, with Tom Orsua unwrapping this 1/100th Concorde as one of the last on table to open. Greg Plummer has **the final name** to reveal for “open or steal ... *Who will it be and his play*, see ?





Last play was Robert from Santa Rosa, whose name was drawn. Robert blessedly chose to open the last gift instead of making a steal, thus ending the 2016 Pirate's Pleasure at 9:38 PM, thank you !



Here's what Robert chose and thus, took home ☺

Now, before closing this "remembrance", Editor has four summaries for comparison, if you'd like knowing

2016 December Stats

24 players, 54 presents total, breakout was:
Single = 6 Double = 6 Triple = 12 players

2015 December Stats

24 players, 49 presents total, breakout was:
Single = 8 Double = 7 Triple = 9 players

2014 December Stats

21 players, 50 presents total, breaking out:
Single = 5 Double = 2 Triple = 13 players

2013 December Stats

33 players, 55 presents total, breakout:
Single = 14 Double = 10 Triple = 9 players

Clearly the "three gifts in play" momentum seems to be holding its own. Yet not having appreciable effect of "dragging things out", which was one of the major arguments against keeping in options for "the game".

If we continue having no more than say 50-60 gifts on table in any one year, and not have an inordinate amount of "slow to go" choose open or steal players, for better or worse our timing will work out just fine.

With great delight, The Editor can now announce with material evidence not available for last year's followup event, that SVSM Treasurer/VP had determined he thought it wise we sponsor "Bill F's Wonder Club Contest" for April.

As in, Bill wonders what some can make of that pile of gifts here, in the next 90 or so days... **SO HERE YOU GO:**

THIS IS The OFFICIAL LIST of ELIGIBLE ITEMS for “Bill F’s Wonder Club Contest “ coming APRIL 21 2017

Please remember, ITEMS MUST BE FINISHED TO BE AWARDED, BUT NEED NOT BE ENTERED BY WHOM recorded here as “taken home by”. Feel free to trade, barter, give, steal or what have you amongst yourselves from the “official 2016 Pirate’s Pleasure SVSM Gift Theft” items as listed below, for your continued holiday mayhem anew.

- Heller 1:72 CL.215:** taken home by Mark Schynert.
- Revell 1:12 1957 Chevy:** taken home by Robert.
- Revell Custom Ford GTX and Revell Jaguar XKE:** taken home by Ron Wergin.
- Airfix 1:48 BAe Hawk 100:** taken home by Larry Lechowicz.
- Hasegawa 1:450 HMS Vanguard:** taken home by Amelia Bucholtz.
- Bandai 1:100 Graze Standard Type/Commando Type Gundam:** taken home by Elizabeth Driver-Bucholtz.
- Hasegawa 1:700 USS Ticonderoga:** taken home by Ron Wergin.
- Academy 1:72 PB4Y-1 Liberator:** taken home by Jim Priete.
- Airfix 1:72 Vulcan:** taken home by Tom Orsua.
- Airfix 1:72 Lancaster B.II:** taken home by Frank Beltran.
- Airfix 1:72 USAAF Bomber Resupply Set:** taken home by Chris Bucholtz.
- Eduard 1:72 Spitfire IX Profipack:** taken home by Shervin Shembayati.
- Sword 1:72 F2H-2N Banshee:** taken home by Mark Schynert.
- AMT 1:24 1962 Chevrolet Corvette:** taken home by Gabriel Lee.
- Hasegawa 1:48 Ki-43 “Oscar:”** taken home by Laramie Wright.
- Italeri 1:72 Tu-22M Backfire:** taken home by Frank Babbitt.
- Testors 1:100 Concorde:** taken home by Tom Orsua.
- Trumpeter 1:35 Czech t.38:** taken home by Kent McClure.
- Hasegawa 1:72 A6M2b:** taken home by Amelia Bucholtz.
- Revell 1:72 C-54 Skymaster:** taken home by Jim Priete.
- AFV Club 1:48 F-5E Tiger:** taken home by Frank Babbitt.
- Tamiya 1:72 A6M2b:** taken home by Ron Wergin.
- AMT 1:25 Hippee Hemi and 1933 Willys:** taken home by Greg Plummer.
- Revell 1:32 Hawker Hunter:** taken home by Greg Plummer.
- Heller Me 163 and Planet Models He 163:** taken home by Robert.
- Trumpeter 1:72 Lightning F.1/2:** taken home by Kent McClure.
- Academy 1:35 M2A2 Bradley:** taken home by Randy Ray.
- Cyberhobby 1:35 M60 Patton:** taken home by Frank Beltran.
- MPM 1:72 Fw 189:** taken home by Brian Sakai.
- HobbyBoss 1:48 RF-80A Shooting Star:** taken home by Kent McClure.
- AMT 1:48 A-20G Havoc:** taken home by Shervin Shembayati.
- Hasegawa 1:72 Fw 190F-8:** taken home by Chris Bucholtz.
- Eduard 1:48 Spitfire XVI:** taken home by Mark Schynert.
- Revell 1:48 Ventura:** taken home by Laramie Wright.
- Revell 1:25 Go-Mad Nomad:** taken home by Postoria Aguirre.
- AMT 1:25 Ecto 1:** taken home by Jack Riggat.
- Tamiya 1:48 M10:** taken home by Barry Bauer.
- Eduard 1:72 Spitfire XIV Combo:** taken home by Shervin Shembayati.
- Meng 1:35 Pick-up Trucks:** taken home by Postoria Aguirre.
- Italeri 1:72 Saab Grippen:** taken home by Tom Orsua.
- Revell 1:72 Breguet Atlantic:** taken home by Postoria Aguirre.
- William Brothers 1:32 Curtiss F9C-2 Sparrowhawk:** taken home by Frank Babbitt.
- Cyberhobby 1:700 Nakhimov and USS Dallas:** taken home by Frank Beltran.
- Cyberhobby 1:35 Panzerspahwagen:** taken home by Laramie Wright.
- Hasegawa 1:350 Japanese Carrier Aircraft:** taken home by Randy Ray.
- Hasegawa 1:72 Bf 109 Hartmann combo:** taken home by Bill Ferrante.
- Airfix 1:72 Lightning F.6:** taken home by Eric McClure.
- Tamiya 1:35 M10:** taken home by Larry Lechowicz.
- Fujimi 1:72 A-7E Corsair II:** taken home by Jordan Li.
- Academy 1:48 F-15E Strike Eagle:** taken home by Jack Riggat.
- 1:72 Tamiya F4U-1 Corsair and Bandai Flapler:** taken home by Brian Sakai.
- Tamiya 1:24 Ferrari F.50:** taken home by Jack Riggat.
- Accurate Miniatures 1:48 F-6A Mustang:** taken home by Bill Ferrante.



NOW FOR THE ACTUAL CLOSE OF DECEMBER 2016 MEET! As related earlier in essay, Editor had gotten a preview of by “award crafter” Mike Woolson, during the Pirate’s Pleasure game play, of Fremont Hornets TC-12’s Special Award 19. This award in its intended form, was not ready at the scheduled event. So Contest Director Burton made sure a suitable fill in was on hand to give deserving awardee, Kent McClure, something respectable. M.Woolson had let Burton know that the “final edition” would be ready to hand off at the SVSM meet and here you see, it was !



UPCOMING EVENTS CALENDAR AS OF 12-27-16

Friday, January 13 2017

IPMS/ Fremont Hornets host their meeting at Irvington Community Center, Fremont CA. Theme is Buildfest

Friday, January 20 2017

IPMS/ Silicon Valley Scale Modelers meeting. Editor's Club Contest Theme "1917"

Friday, February 10 2017

IPMS/ Fremont Hornets host their meeting at Irvington Community Center, Fremont CA. Theme is Buildfest

Friday February 17 2017

IPMS/ SVSM meeting. Editor's Club Contest Theme "Northrop's Notables" See www.mickbmodeler.com

Saturday, February 18 2017

IPMS/ Silver Wings host "Silvercon 2017" at Town & Country Lutheran Church and School, 4049 Marconi Ave Sacramento, CA. Theme TBA. Vendor tables \$ 45 each, contact Russ Niles r_niles1@juno.com for more info.

Saturday, March 04 2017

IPMS/ Silicon Valley Scale Modelers host Silicon Valley Classic # 4 "On The Hook" Napredak Hall, SJ

Friday, March 10 2017

IPMS/ Fremont Hornets host their meeting at Irvington Community Center, Fremont CA. Theme is Buildfest

Friday, March 17 2017

IPMS/ SVSM meet, Editor's Club Contest Theme "Luck of the Irish" (bring in models primarily Green or Orange)

Friday, April 14 2017

IPMS/ Fremont Hornets host their meeting at Irvington Community Center, Fremont CA. Theme is Buildfest

Friday, April 21 2017

IPMS/ Silicon Valley Scale Modelers meeting. Theme is "Treasurer's Wonder Club Contest" (90 plus days)

Friday, May 12 2017

IPMS/ Fremont Hornets host their meeting at Irvington Community Center, Fremont CA. Theme is Buildfest

Friday, May 19 2017

IPMS/ Silicon Valley Scale Modelers meeting.

Friday, June 16 2017

IPMS/ Silicon Valley Scale Modelers meeting. "Boring German Scheisse No One Likes" is Club Contest Theme

Sunday, September 17 2017

IPMS/ Fremont Hornets, host their show , TRI CITY THIRTEEN "AUSTRALIA" @ MCC in Milpitas

Friday, January 19 2018

IPMS/ Silicon Valley Scale Modelers Editor's Club Contest Theme "1918"

San Jose Police Historical Society Display Project



The San Jose Police Department has a display cabinet at the officers entry to the police patrol division building. The San Jose Police Historical Society would like to fill the cabinet with models of San Jose Police vehicles in 1/24 and 1/25 scale (or helicopter in any scale). The Historical Society is asking for model builders who would be interested in building a vehicle to be put on permanent display. The San Jose Police has used a wide variety of vehicles over the last 100 years, to include the following:
(In the early 1920's through the 30's officers used their own vehicles for patrol)

1941 Chevy Sedan 4 door (black, unmarked with radio aerial only)

1946 Pontiac Streamliner 4-door sedan (3 cars traffic control)

1951 Pontiac 8

1951 Chevrolet

1953 Ford Customline 4-door sedan (V-8)

1954 Chevrolet 4-door (V-8)

1957-1958 Ford Custom 300 (V-8 352 Thunderbird engine)

1959 Ford Custom 300 (first official Ford police package car)

- 1960 Plymouth 4-door sedan
- 1963 Plymouth 4-door Fury
- 1964 Plymouth Savoy 4-door sedan (383 commando) including the station wagon (k-9)
- 1965-1967 Plymouth Fury I 4-door (383 commando)
- 1968-1969 Plymouth Belvedere 4-door (383 commando)
- 1970-1971 Plymouth Satellite 4-door sedan (big block 400)
- 1972 AMC Matador 4-door (360 engine)
Plymouth Fury 4-door (HP 440)
- 1973 Plymouth Fury 4-door (HP 440)
- 1975-1976 Plymouth Fury 4-door (HP 440)
Dodge Coronet 4-door (HP 440)
- 1977 Dodge Monaco 4-door (HP 440)
Plymouth Fury 4-door (HP 440)
- 1978 Dodge Monaco 4-door (HP 440)
Plymouth Fury 4-door (HP 440)
- 1979-1980 Dodge St. Regis (HP 360 and 318, CHP dumped all of their 318 cars on SJPD when they
Received the Dodge Diplomat)
- 1981 thru 1989
Dodge Diplomat 4-door (318 engine)
- 1990 Chevrolet Impala 9C1 4-door
- 1991-1993 Chevrolet Impala / Caprice 9C1 4-door (Predecessor to LT-1)
- 1994 thru 1996 Chevy Impala / Caprice LT-1 / 9C1 4-door 5.7 L engine 350 hp (corvette engine)
- 1997 Ford Crown Victoria 4-door (early model)
- 1998 thru 2012
Ford Crown Victoria 4-door (current model)
- 2014 Chevy Caprice V-6 patrol package (made in Australia by Holden)
- 2014 Ford Explorer police package

Decals of the SJPD logo will be provided, as well as any photos or other related information. Any models purchased will remain the property of the builder and be available to claim at any time. A placard will be placed with the models to indicate they are courtesy of the "Silicon Valley Scale Modelers". If you would like to participate

PLEASE CONTACT John Carr via the Editor's email DENS25403@MYPACKS.NET

OH NO ! NO NO NO NOT THAT. ANYTHING BUT THAT ! Oh SO SORRY KIDS BUT HERE RETURNS THE

CHAPTER WAYBACK MACHINE !

Editor's Mad Ravings – December's editor, Mick Burton (refer to www.mickbmodeler.com for full copies of items)

"The First Years of NNL West , Arc of Plenty for Article Writers, More Shape of OSS to Come Over 3 Decades "

SAN JOSE SCALE MODELERS



JANUARY 1987

Next Meeting: January 16, 1987
Time: 7:30 PM SALE-SALE-SALE**
8:00 Business (attempted)
Location: Mercury Savings,
19376 Stevens Creek, Cupertino

SPECIAL INTEREST

Lots of things happening:
** AT THIS MEETING - KITS FOR SALE !!!!!!!
Jay Sherlock & Doug Summers are at it again!
They are once again handling an estate sale
and they are going to have it for sale at this
meeting. OVER 500 KITS, some rare, some
current, ALL Priced To Move!
AND, If one is not enough, Carl Smoot is going
to be selling off kits, over 100 a/c,
mostly WWII. A Shopper's Paradise - CASH ONLY
and bring more change than just \$20 bills.
AND, AND --Just when you thought your pocket
book could rest WHAM!, the day after the
meeting (Saturday for those of you who are
still waiting for your 1987 Playboy calendar
and have therefore no idea what day it is, but
have committed to memory every mole of Miss
December with the extra 2 weeks) along comes
the NNL Western Nationals. Saturday is the

our club's credit we accounted for 20 of the 85 entries at the Silver Wings Winter Classic. A gentle criticism of the "impressed into service" Head Judge for Quarterly Contest by Editor, he said Mike Burton did his usual thorough job but couldn't he do better than "the Blue # 4 and the Green # 12" for declaring the winning cars...

Oh well, what can this Editor say, nothing new.

JANUARY 1997 OSS, cover shot . With editorial by Chris B noting the persistent pressure to turn News Letter out wasn't helped by computer crashes and a very short list of contributors, he also notes how we had a splendid ramp up in just 3 years for Veteran's Model Drive in same. Cover story par excellence by Jim Lewis here was joined by two splendid reviews

JANUARY 1987 (going now back on our 30, 20, 10 thread here)

Remind you here we have now a " half scale " Newsletter thanks to the willing, able, ready efforts of Editor Alan Wolcott . Trust me, none of us were exactly forecasting on having these issues hanging about for "electronic archiving" or for that matter, any sort of long term storage or retrieval for reproduction. So bear that in mind when you may decide to go to the Editor's Archive at mickbmodeler.com, if you may find this style of newsletter harder to read. Only because I had to cut & paste them into proper order for any kind of readability. Originals were double sided photocopy, form folded in half 8.5 x 11 pages. Direct scan, paste up result in accurate history, but difficult to virtually impossible in following narrative of editions.

Opener for 1987 included a notice of an estate sale at meeting for January that would be over 500 kits, a member's selloff of over 100 a/c mostly WW2 types, and the second annual NNL West Nationals which would run from noon to midnight, in Sunnyvale. Featuring a guest speaker some may recognize, Mr Ed "Big Daddy" Roth @ 7 ! Also noted the Sacramento Silver Wings December 1986 Winter Classic which followed their hosting the 1986 IPMS Nationals, to



THE STYRENE SHEET

Vol. 30, No. 11

January 1997

A not-so-ugly ugly 'duckling:' Tamiya's GPA

By Jim Lewis

Produced on the frame of the Ford GPW (Jeep) and some Willys MB-92s, the GPA is longer than the Jeep due to its boat hull. It looked more like a cousin of the larger GMC DUKW ("Duck")

than a direct relative of the Jeep. One nickname for the GPA harkens back to this. Crews referred to them as "Ducklings" in comparison to the much larger DUKW. Observing DUKWs and GPAs together in operation, I'm sure their diminutive appearance supported the nickname. The more common nickname—"Seep"—was a term of endearment indicative of the vehicle's amphibious qualities. Perhaps the strangest of all the nicknames I know of for the GPA is "Aqua Cheeta", which can only be explained as a case of confusion with an earlier prototype amphibian in the same class designed by Roger Hofheins of Amphibian Car Corporation

The GPA was developed in 1941 and put into production in 1942. Production totals in some references say 12,778 GPAs were built from 1942 to 1945. However, other references say only about 6,000 examples actually were made during this time because of disappointing water performance. Production ended in 1943 because of this. I tend to support the latter information because of the collector value of the GPA today

and because of how rarely this vehicle appears in wartime photos.

Ford Motor Company produced the GPA, with Sparkman & Stephens designing the single-piece boat hull. The same



The Ford GPA, known as the 'Seep' by its crews, was essentially a boat hull mated with a Jeep chassis.

company produced the hull for the DUKW, thus explaining their visual similarity. The GPA was also produced in England and Russia under license.

From all accounts, the GPA was a successful vehicle in its own right, despite the early end of production. It suffered from its

small size and lack of cargo-carrying ability, and its engine was slightly underpowered for the heavier boat hull. The GPA's range on land was 250 miles, but only 18 3/4 miles waterborne. (Again, some references conflict, listing the waterborne range as 25 miles. If this was actually the case, the GPA wouldn't have been derided as much in this respect.) This was a major disappointment to field units, but expecting a GPA to travel 250 miles waterborne was unrealistic for the time, and quite demanding even today.

GPAs saw service in all theaters of the Second World War. GPAs accompanied DUKWs in amphibious operations, more in a liaison role than anything else. They were good scout and reconnaissance platforms, and often got into places where other vehicles found the going rough. The Americans, British,

Continued on page 10

of MiG Aircraft history books, two very good articles on Scale Model Ships (IJN Mutsu, WWI Queen Elizabeth) PLUS notice of our 4th Kickoff Classic coming that March. Of course there is also a very comprehensive recounting of how the December 1996 "Gift Theft Exchange" went (yes, that's right, we have been at this tradition for over 20 years!)

One feature back then that this current Editor (and at that time, second time President) doesn't miss which is noted, "schlepping of 15 large pizzas" by President and his team of volunteers (which was coming out our Treasury, too)

JANUARY 2007 with Jared Bishop still at the helm. This time he had a notable submission by his dad, namely large scale R/C Submarine as part of a 16 page Newsletter to produce. His not unheard of reason for missing December '06 Publishing? . Hard Drive dissolution, a tradition for which several OSS Editors can attest is NO DAMNED FUN at all.




BUILDING AN R/C SUBMARINE OR HOW TO LITTER YOUR LOCAL LAKE BOTTOM

By Paul Bishop


This article chronicles my almost two year sojourn in seeking to have my very own radio control submarine. This has been a great learning experience and also a trip into the land of insanity. But that is what a hobby is all about right? In the spring of 2004 I got tired of the usual "building the plastic model thing" and was looking for a challenge. I found that challenge when looking over the SubCommittee website. Here the adage "be careful what you wish for" comes to mind.

My project started with the Revell-Germany 1/72 scale kit of the Type VIII German U-Boat of World War II fame. It is a very nice kit and lends itself to radio control. I had looked at larger scale submarine kits - some get 6 feet long or more. The thought of lifting something like that out of a pool or lake made



me remember my back surgery in 2001. A 33 inch 1/72 scale model seemed more back friendly - to my body and my wallet.

The key ingredients in a radiocontrolsubmarine lie in the water tight compartment (wtc). I had come across Dave Welch's website: <http://www.frontiernet.net/~bwelch/> which seemed to fill the bill for me. He offered what he calls an "experimenter's kit" to r/c this sub. Let me just say that nothing was more appropriately named - experimenter's kit indeed! This kit contains three lexan tubes with resin end caps and o-rings to seal the end caps. He also includes a cd full of pictures and a short description of how to put things together plus a list of vendors for the different bits and pieces such as servos, batteries, electrical switches, pumps etc. Dave is a wonderful guy and has very nicely answered my many e-mails and provided valuable advice.



Above: While wearing swimming trunks Paul sails his submarine in the neighbours pool.

Left: The transmitter and U-Boat with it a great paint job.

The whole system works on what is called RCABS which means recirculating compressed air ballast system. Basically this means that the sub is able to conduct static (no forward

Continued on page 3

The Styrene Sheet is a monthly publication of the Silicon Valley Chapter of the International Model Ship Association.

Editorial Page this time out was a nice tripey, with Jared as Editor leading off, then a short bit by then President Laramie Wright, regarding as it were, our Milpitas Library meeting rules due to annoying changes in City's administration of facility. Lastly, but on a more upbeat note was a pleasing Letter to the Editor from one Andrew Kellock, new to our club, who enjoyed cross-word puzzle in November OSS so much, he'd now contributed one of his own for this issue!

Rodney Williams (who dat?) has a Bearcat Air Racer article in this issue, while John Heck the immediately previous Editor shares his look at the "Stealth Aircraft Exhibits of NMUSAF".

Both are fine articles, only shame is that we're still in the "gray scale era" of the Newsletter ☺

Another excellent one pager in here is review of a book on 1/43rd scale Ford, Lincoln and Mercury collectibles, by Chris Bucholtz.

An aside here, it amuses me that pretty much 2/3 of this issue is contributions from former Editors of the Styrene Sheet, perhaps because who else really knows the pain better when the flow of material is next to nonexistent?



Again of course, there is a splendid render of the December Gift Theft 2006, which was held inside a Pizza Parlor, go figure.

P-47 Thunderbolts— In Action at SVSM


Our December Meeting featured not only the gift exchange and the pizza party but a gathering of P-47s as well! 17 entries (plus Cliff Kranz' 'Santa Godzilla') graced the table, including (clockwise, from left): Matt Reich's razorback; Frank Beltran's Mexican Air Force bird; Chris Bucholtz' in-progress version of Bill Dunham's steed; Ben Pada's 'Too Big and Too Heavy,' and Bert McDowell's 1:700 escort carrier-borne P-47.



Okay, I will wrap up this WAYBACK for month with this clip from Feb 1997, with "special feature of Dec 1996" - mickb




Photos by Randy Rothhaar



NNL West

- Theme: “**7**” (Cars from ‘57, ‘67, etc...) & TV & Movie Cars



Jan. 28, Santa Clara Convention Center
www.nnlwest.org

9am-4pm • Model Car Display & Swap Meet • Door Prizes • Admission \$15



SILVERCON 2017

SATURDAY FEBRUARY 18 2017

TOWN & COUNTRY LUTHERAN CHURCH and SCHOOL

4049 MARCONI AVE

SACRAMENTO CA

VENDOR TABLES \$ 45 each

CONTACT RUSS NILES

r_niles1@juno.com

OKAY NOW YOU CAN SEE FOR YOURSELF

**– IT'S OFFICIAL !
WE ARE HAVING OUR**

**SILICON VALLEY CLASSIC IV
MARCH 4TH 2017**



"ON THE HOOK"

*CONTEST THEME COVERING NAVAL AIRCRAFT,
SHIPS,POLICE & FIRE,BOMB DISPOSAL,TESTING
PROTOTYPE & ONE OFF'S,SPACE FLIGHT IN 1967
RESCUE CRAFT & USCG CREWS,PARACHUTES &
SKYDIVING,PARASITE AIRCRAFT,ROLL MODELS.
MILITARY COMMANDERS,ARMY RANGERS,USN SEALS,
USAF P.J'S,BRITISH SAS,PEOPLE WHO SHOT OFF THEIR
MOUTHS AND PRODUCE NOTHING*



"FREE SPECTATOR ADMISSION"

VENDORS,MAKE'N TAKE,RAFFLE AND FOOD TRUCK

NAPREDAK HALL 770 MONTAGUE EXPRESSWAY SAN JOSE,CA 95131

9AM DOORS OPEN,12 NOON REGISTRATION CLOSES,1:05 JUDGES
MEETING,3:30 AWARDS 2 RAFFLES HELD AT 11AM & 2PM.

COMPETITION OPEN TO PUBLIC (IPMS MEMBERS OR NOT) IN 48 CATEGORIES
OF SENIOR (18 & UP),5 JUNIOR CATEGORIES (13-17),4 SUB JUNIORS (12 &
UNDER).SWEEP ALLOWED.

SENIOR \$12 UNLIMITED NUMBER OF MODELS,JUNIOR \$2 UP TO 5 MODELS 6
OR MORE \$5 FLAT FEE,SUB JUNIOR. \$1 UP TO 5 MODELS 6 OR MORE \$5 FLAT
FEE.

VENDOR TABLES CONTACT MIKE WOOLSON SWINGWINGKLVK@GMAIL.COM
TABLES ARE VERY LIMITED.A VALID STATE OF CALIFORNIA TAX FORM/PERMIT
REQUIRED.

www.mickbmodeler.com & www.sysm.org for more information

LITTLE OUTLINES of CLUB CONTESTS for YEAR 2017

SVSM EDITOR'S CONTEST January

"1917"

Do realize this has been an ongoing Editor's contest theme, yes? Namely, a centenary celebration with the start of WW1, and this is now the 4th one. Like before, need not do anything from "The Great War" as entry. This contest is for *ANYTHING* that existed in 1917, be it plane, train, automobile, creature, odd bit of machinery, what have you.

ALL ENTRIES HERE SIMPLY NEED TO BE : FINISHED



SVSM EDITOR'S CONTEST February *"NORTHROP'S NOTABLES"*



Don't matter, it doesn't have to be a Flying Wing design (remember, Jack Northrop also had BT-1 Dive Bomber which was basically the "father" of the SBD Dauntless, for one). F-89 Scorpions, P-61 Black Widows, "SNARK", the obscure but utterly innovative C-125 "Raider", all Northrop for examples. If it's FINISHED and Northrop was part of it, you may enter it for this "Editor's Favorite Designers" club contest.

SVSM MEMBER'S CONTEST JUNE *"Boring German Scheisse No One Likes"*

For SVSM Members, June is the month to just let go and have some fun with themes perhaps others might find "incorrect" to put it politely. Last year this space was occupied by one of our more successful results club contests period, much less a Member's theme pick. It was called "YOU MOTHER!"

This summer's opener could be said to harken to a certain June day in 1944 when some notable German scheisse got the same kicked out of it... but one could say I digress here. This is a much broader theme than it appears, too

So what this is will be better outlined in detail in coming days. For now, trust that it's very likely you have something built for it already, if you have been a modelbuilder for any number of years. Wouldn't surprise us at all

ALL ENTRIES TO COMPETE, MUST BE FINISHED

SVSM EDITOR'S CONTEST JULY

“RED, WHITE & BLUE”



So what this is, simply, a chance to find ANY excuse to produce a model in any of these three primary colors (okay, two plus a "non"), or any combo of two or three. There is a certain Austin Powers movie series which, oddly enough, features vehicles whom you may still find models of (allegedly buildable) that stunningly qualify. A Sox & Martin racing team fan won't be lost for entries here. Fans of Douglas and/or Bell X planes would easily find room to compete here, as would anyone who fancies patriotic themes for figures or vehicles that are associated with the USA, France or Russia.

A small technicality,
**ENTRIES MUST BE
FINISHED TO
COMPETE**



SVSM EDITOR'S CONTEST NOVEMBER

“WATCH THE SKIES”



Say what ??? How on Earth does a Flying Saucer, the Arado AR-234 and two versions of P-38 “Lightning” mesh for even a legendary for their “ Mr Fantastic” Stretch, SVSM Club Contest ? Rock simple and fiendishly stellar in scope, BECAUSE they all relate in an “ atmospheric or skyborne” fashion. Any Scale, Any Type subject as long as it’s tied to Atmosphere (weather related items are easy and wide range) Or Day or Night Sky (So of course UFOs, Flying Disks, or “Constellations”, “visible Planets & Stars, Heavenly Bodies” (So Mars, Venus, Jupiter, Saturn related, Polaris, for some)

Remember, November is traditional “End All and Be All” Club Contest, so Editor tries to make a fun and wide scope Possible for this particular month, last “regular” meeting

A small technicality, **ENTRIES MUST BE FINISHED TO
COMPETE**



STILL COMING UP IN AN AFTERMARKET NEAR YOU !

Another Full Reprint of a SVSM Member Article from WAY BACK

Also Part Three of “NEAR SILENCE ” Air Compressor Project by Rich Pedro



TRI-CITY CLASSIC 13

Scale Model Contest and Exhibition



Sunday, September 17 2017

Milpitas Community Center 457 E Calaveras Blvd. Milpitas, California 9am - 5pm

56 Categories of Competition in Aircraft, Autos, Figures, Ships, Military Vehicles, Space & Fictional, and Paper Kits

This Year's Theme " Australia " (anything Australia/NZ or directly related)



NEW Special Awards in addition to traditional First/Second/Third place are:



“ On The Beach ” Award for Best Entry befitting the Contest Theme

“ Blast The Bush ” (three awards for: Best ANZAC, RAAF, or UK Nuclear Weapon Subject)

“ Mad Max, Road Warrior “ Award for Best Post 1945 Australian/NZ subject

Plus these: “ At Dawn's Early Light ”, “ Best Twin Engine Lightning “, “ Best 1917 ”, “ Tasmanian Titan ”

Also: Vendors, a raffle and other fun items announced on day of event!

Free Admission to all spectators!

Contestant Entry: \$ 10 for modelers 18 & older w/ TEN model entries or less (\$1 each additional entry) All modelers 17/under. FREE/unlimited entries

For Vendor Information, contact **Lou Orselli** by phone at (510) 481-7335 VALID CA SALES TAX PERMIT REQUIRED


Email Contest Director Mick Burton directly at DAZE61283@mypacks.net with “Tri City 12 Contest” on subject line

PLEASE SHARE THE JOY OF OUR HOBBY AND FRIENDS

Because it seems sometimes more than a few forget this :

THE ONE TRUE RULE OF MODELLING (if ever there is).

***If you're having fun,
Then you're doing it right.***



EDITOR

SILICON VALLEY SCALE MODELERS

P.O. BOX 361644

MILPITAS CA 95036

Email : dens25403@mypacks.net

