



THE AFTER MARKET SHEET



VOL. 49A, No. 12A WWW.SVSM.ORG DECEMBER 2015

A Publication of the SVSM Chapter of International Plastic Modeler's Society, USA

MY FM Returns With Chapter Five, Via An AeroMexico DC-8



A ESCALA: 1/144
ENVERGADURA: 30 cm.
FUSELAJE: 30 cm.

RECOMENDABLE PARA EDADES DE 10 ANOS EN ADELANTE






Meet Your Fellow Modeler

As

SVSM'er *Ken Miller*

Relates Tale of His DC-8 Create

Text/Images: Ken Miller Model: Ken Miller

The Revell Lodela Aeromexico DC-8 model holds a special spot for me on my model shelf.

The model is one of the first ones I finished after returning to modeling after finishing college and starting a family.

I bought this kit and a handful of others from an estate sale list in the early 1990's. I had also recently discovered ATP Models and Clint Groves helped talk me through the build.

Lodela was officially known as Plasticos Lodela SA and was a Mexican manufacturer of plastic models producing models from other manufacturer's molds. The name was a contraction of the founders surname Apolo Lopez de Lara. The company was founded in 1957 and produced kits using Revell, Entex, Airfix, and Heller molds. *(continued on 3)*

Editor's MisBehavings – this month's editor, Mick Burton

(shameless plug: www.mickbmodeler.com)


“RINGING OUT NUMBER FIFTY TWO Thanks To All of You , Look Ahead to New Year and Fifty Three ”

With week left to go, Editor is again pleased to report good health with the body politic of the SVSM , celebrating a passage of 52 years continuity with coming of New Year, not bad diagnosis for middle age. An “Rx” for maintaining:

Membership renewal cycle begins with January meeting. Conceive how greater the number of returning members who pay first quarter, greater chances for 53rd year operating with our signature low key success in carrying out our Classic.

With nearly no other annual public event to “meet and greet” others now, providing a hands on forum for prospecting potential new “good folks to have around”. Plus promoting the hobby, modelling community, our Classic in Spring is a vital component for club health . However, a more vital component by far for long term health, is having great people.

For 2015, I am as ever , indebted to have been again part of another great team here leading to our continued success:



Our Treasurer and the “other VP”, ole ‘94 Bill Ferrante. With perennial Secretary Chris Bucholtz with newest member of his own team, Amelia.

First VP, Greg Plummer (makes me Second VP) . Contest Director and the President, Mike Woolson



Another excellent example of true teamwork I’m so blessed (along with the rest of us, really) to have in our active community, right here at Dec. Party.

Happy returns to David and Christine Anderson , SVSM Veeps together last cycle and here getting a first look at the inaugural Fremont Hornets Service Award which David won at the TriCity Eleven. He and she were far away, busy as ever in missions of their own lives, so weren’t at that show which they worked hard to be supporting, like many others !


Here’s hoping that more folks will be joining in on the fun of building our community in the 2016 year.

– mickb

TABLE OF CONTENTS DECEMBER 2015 AFTERMARKET

- 1) **MEET YOUR FELLOW MODELER** is back with Ken Miller’s Return to scale modelling via a DC-8 (resumes @ 3)
- 3) **KEN MILLER’s TALE OF MODELS, AIRLINE & MODEL COMPANIES and MODELKIND** (runs to 5)
- 6) **REALLY, I MEAN IT, STEAL THIS GIFT !** Now a look back at **December 2015 Meet** (runs to 9)
- 10) **EVENTS CALENDAR**
- 11) “ **SURPRISE** ” Giving Due Credit for Excellence in Scale Modelling, with a **DECEMBER Model of the Month !**
- 12) **REMINDER SJPD Special Display Project led by John Carr NOW READY FOR ITEMS TO PUT ON SHELVES**
- 14) “ **A TRUE JUDGING STORY** “ Rodney Williams Recalls his Early Days As Head Judge SVSM onto 2000 (runs to 17)
- 18) **YOU MOTHER !** Reminder of a very challenging “twin” competition all its own from a Member of SVSM, for 2016
- 19) **2016 OPENING EVENT NEWS IPMS Silver Wings Show February 2016, Pasadena Model Society Show March 2016**
- 19) **PROMOTION for NNL West 2016 Show in March** themed “ **TRANS AM & RAT RODS** ”
- 20) **REMINDER 2016 SVSM ANNUAL SHOW the 3rd SV CLASSIC** “ Clock’s A Tick’n ”
- 21) **PROMOTER UPDATED SMALL CALENDAR 2016 CLUB CONTESTS** by SVSM EDITOR
- 22) **ENDPIECE FOR SVSM MARCH 2016 “ NINETY DAY WONDER CLUB CONTEST RETURNS ”**

The company was founded in 1957 and produced kits using Revell, Entex, Airfix, and Heller molds.



The final Lodela models were Airfix airliners boxed and distributed by Lodela with Mexican and South American markings around 2000.

Sadly the company closed after the owner passed away.

I've read reference to Lodela being called Revell Mexico, as they released many Revell kits. My DC-8 kit instructions were identical to the US instructions other than that the text was in Spanish.

The kit is a "classic" likely first released in the early 1960's. The kit engines are early Pratt & Whitney JT3C engines. The actual plane is XA-SID, which is a DC8-50 with the later Pratt and Whitney JT3D engines. Just as with their 707 kits, Revell wasn't concerned with providing the proper engines for the actual aircraft. All of the short body Revell DC-8 kits come with the JT3C engines and all of the long body DC-8's come with the later JT3D engines.

An ongoing debate for airline modelers is whether to leave windows open or to fill them and use decals instead.

The Revell DC8s are unique in that there are window depressions in the fuselage but they are not open.

I first learned of ATP Airliners America from an ad inside Airliners Magazine in the mid 1990's. I called the number and Clint Groves mailed me his catalog which pretty much was the start of my airline modeling hobby.

I discovered that I lived about thirty minutes from Clint's Abelia Court, San Jose address so ended up making monthly trips to his "store". I remember mentioning the Aeromexico kit to Clint and he encouraged me to purchase his window decals to finish the model. He told me that the window layout on the kit wasn't accurate either.

I puttied in all of the windows. I painted the model bare metal using Testors Metalizer and sealant. I found that the sealant still didn't do a very good job of protecting the finish, so I later coated the model with Future which was also suggested by Clint.

Back then it probably wouldn't have made any difference, but I do wonder why Clint never mentioned the engines to me and/or sold me a stretch DC8 model for the JT3D engines.

A Revell Aeromexico DC-8 model kit box. The box is blue with a red and white airplane illustration. Text on the box includes "Revell", "Lodela", "aeroméxico DC-8", "ESCALA 1/144", "ENVERGADURA 30 cm.", "FUSELAJE 30 cm.", and "MODELO DE PLASTICO LISTO PARA ENSAMBLAR".



Aerovías de México, S.A. de C.V.(Airways of Mexico, SA de CV), operating as AeroMéxico, is the flag carrier airline of Mexico based in Mexico City.

The airline was established as Aeronaves de México on 15 September 1934 by Antonio Díaz Lombardo.

The first plane was a Stinson SR. Julio Zinser piloted the maiden flight on the Mexico City - Acapulco route on 14 September 1934. In the early 1960s, the fleet of Aeronaves de México (Aeroméxico) included the Douglas DC-3, Douglas DC-6, and Bristol Britannia aircraft. Starting in 1961,"Aeronaves" began replacing its piston-engined planes with new jets. The first jet-engined aircraft were a pair of Douglas DC-8's.

The planes were used on routes within Mexico and to New York City. Between 1962 and 1963, Aeronaves de México (Aeroméxico) took over Aerovías Guest Mexico the second airline, and they were merged under the name Aeronaves de México. Later in the 1960s, more DC-8's were added and service to Europe was resumed, operated by two Comet-4C aircraft dry-leased by Aerovías Guest prior to the merger. The 1970s brought dramatic changes for Aeroméxico.

In 1970, under a government plan, Mexican domestic airlines were nationalized into an integrated air transport system under the control of Aeronaves de México. The early 1980s brought times of expansion. A new color scheme was introduced (orange paint and silver).

In April 1988, the state owned company was declared bankrupt. The main reasons were lack of organization, a fleet with an average of 20 years without a renovation plan and a depredating administration by the Mexican Government. The company was grounded for three months. In August, a privatization program was underway.

This involved retiring the eight Douglas DC-8's (3 -62s and 5 -51s) along with the remaining ten DC-9-15 aircraft. Starting the privatization process included a new corporate name being Aerovias de Mexico SA de CV. The airline restarted operations with assets left from the predecessor, this includes: Headquarters building, Maintenance Hangar, some aircraft and a certain amount of personnel that worked for Aeronaves de Mexico.

DC8-51 In 330 45935 XA-SID "Guanajuato" was delivered new to Aeronaves de Mexico on July 2nd, 1968. As I mentioned earlier, Aeromexico retired their DC8's in 1988. After leaving Aeromexico the plane was converted to a DC8-51(F) freighter in 1994. The plane had a number of different owners after Aeromexico.

The plane was registered C-FFSB and N508DC for Holiday Airways, Agro Air Associates, ATC Columbia and Fine Air. The plane was scrapped in Roswell, NM in 2001 having been in service for 47 years.


As I mentioned earlier , Clint Groves from ATP Airliners America helped me with this model and started me on my airline modeling hobby.

Sadly, Clint passed away on June 30th, 2015.

Clint meant a lot to me and I was pleasantly surprised to read that he meant just as much to many other airline modelers.

Greg Drawbaugh summed up Clint very nicely.

Clint was honest as the day was long, and while some of his "escapades" and stories were certainly not for the ears of children, Clint was a great man and served our hobby well.



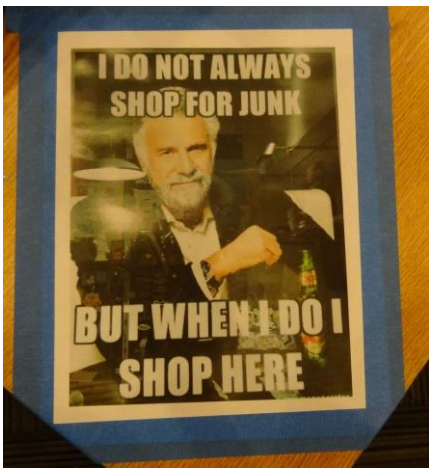


My Aeromexico DC-8 model holds a special place for me.

It is an old “classic” kit and the one that Clint Groves helped me with the construction.

Thank you Clint for everything. We all miss you. – *ken fini*





Doing What We Can To
Maintain Faith In
the Spirit of Giving
Competition

" GIFT THEFT "

2015 DECEMBER CLUB MEET



Photos & Text : Mick Burton Gifts to Steal : Provided by Others

The Editor, The Treasurer and The Secretary of SVSM walked into a Bar ... *to celebrate another Exchange handled !*



Okay, last year perhaps you recall, what you're reading wasn't even an Issue. Literally, due no 2014 TAMS published.

So with a splendid new change of pace this year, Editor is putting this out.

The 2015 Gift Exchange saw return of Sec. Chris to the helm of Theft Management, much to Editor's delight (who did 2014)

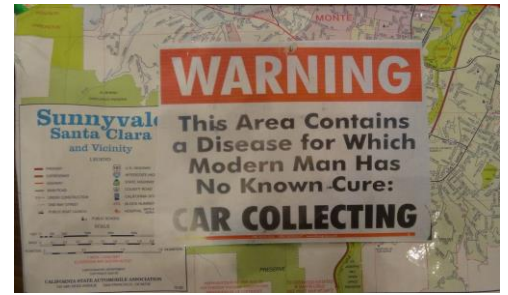



The President texted he'd be along later, so set off meet without him, Treasurer had the situation handled well before late arriving Editor and later arriving Secretary got their own bearings, so we could call meeting to order. So it went.




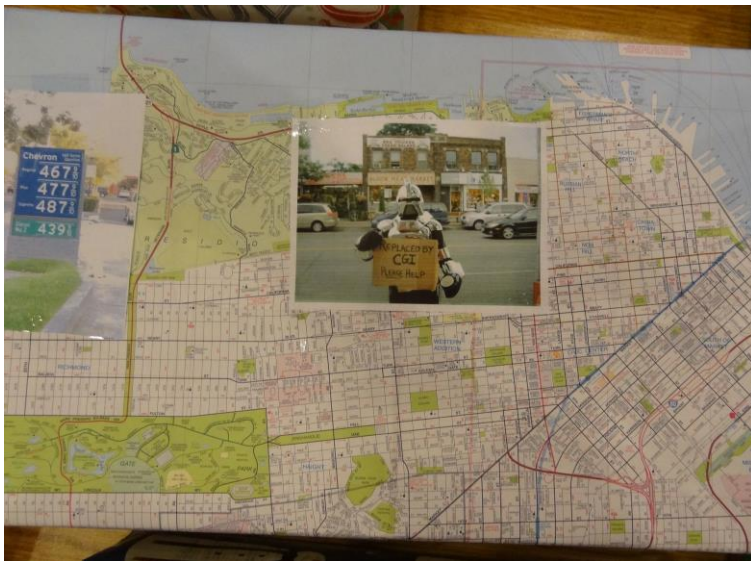
At 8:21 PM, all the fun and conversation was quelled by Editor Burton so he could quickly review upcoming events and get any immediate new business covered, as the general consensus was we're ready to roll on getting our "steal on".

Since Editor has faith eternal that Chris will have an "Official Minutes" of 2015 December, he chose to put a Photo essay to precede this coming attraction, hereon




First off, our Gift Exchange isn't complete these days without these favorites of the Editor. Namely, a set of Postoria Aguirre's so unique gift wraps! For 2015, P.A. took a "Fun With Maps" theme as basis.

The Bay Area box wrap had this hilarious array of Star Wars Mechanism ED-209 Haynes Manual cover, splendid set of classic 60s & 70s Model Car Kit box tops in a collage, and a stern warning about the hazards of some other hobbies




Next pair were again, marvelous local flavor fun with cosmic or timeless range in amusement. Above, the "big picture" and on the right, "the magician's misdirect hand at work", as P.A. carefully explains the mechanism of this wrapper's gag. Below, the closer look that made the Editor laugh again at these rewarding side bars to the SVSM Gift Exchange nite. While the left hand one is self explanatory, the right hand one's clue: Kid to fill in blanks, ideally by three letter words





Now, Treasurer Bill here is a patient man and dear old friend of mine, but as you see here on left, even he'd like me to speed things along here. As did one Eric McClure, seen here pointing me to those table items .



Just one more aside, as I suspect I wasn't the only one entertained by the changeup. Secretary Chris had advised he would be in The game for a total of FOUR items, with a breakout of 2 for him, 1 each for his wife & daughter, as allowed for in rules. As things worked out, Editor drew Elizabeth's name as the first of the four, slightly ahead of her arriving. So "Mrs Bucholtz" went and got himself a Tamiya F4U 1/72 Corsair before "the real one" came in door, daughter in tow. Elizabeth ended up taking one of Chris's turns too, in exchange.

As night progressed, Chris introduced Amelia to "family business" of Theft Management Card System and a P-39,





So the evening progress was pretty solid. We hit our milestones with one very nice SciFi model in Steve Travis's honor as a Y-Wing Fighter ended up with Bill Ferrante. A great turnout of ship kits that would have made it Bert McDowell's night, also got into game play.

To wrap up for now, I have last 3 years stats :

For **2015** we had **24 players, 49 presents**. Gift entry breakout was very even; Singles = 8 Doubles = 7 Triples = 9 Compare to 2014 stats of 21 Players , 50 presents, breaking unevenly into Singles = 5 Doubles = 3 Triples = 13 or to 2013's exchange total 33 players and 55 gifts, split out: 9 players of **3**, 10 players of **2**, 14 players put in **single** gift



Quite a fun exchange, and Treasurer, Editor schemed to return a Club Contest theme out of it as well. See last page of this TAMS ! By the way, shot below left, is untouched, as the world spun off axis when Mike Meek opened a Smartkit DML "Battle of the Bulge" Tiger Tank and didn't even bat an eye, seemed like he'd take it home. It was stolen, later.

We'll close now, as Steve Quock shows one of the last gifts opened.



Happy
Holidays
and
See
you
Next
Year

-mick fini



UPCOMING EVENTS CALENDAR AS OF 12-24-15

Friday, January 8 2016

IPMS/ Fremont Hornets monthly meeting.

Friday, January 15 2016

IPMS/ Silicon Valley Scale Modelers meeting. Editor's Club Contest Theme "**1916**"

Friday, February 19 2016

IPMS/ Silicon Valley Scale Modelers meeting. Editor's Club Contest Theme "**Heinemann's Heroes**"

See www.mickbmodeler.com

Saturday February 20 2016

IPMS/Silver Wings host Wintercon 2015 in Sacramento. VENDORS contact Russ Niles: r_niles1@juno.com

Sunday, March 06 2016

Pasadena Model Society host their ValleyCon 2016 at the Peterson Auto Museum, 6060 Wilshire Blvd, Los Angeles.

Saturday, March 12 2016

NNL West host 2016 show themed "**Trans Am : Pontiacs and Original Racers**". SCCC Hall A, Santa Clara.

Friday, March 18 2016

IPMS/ Silicon Valley Scale Modelers monthly meeting. Club Contest Theme "March of Time's Up"

Saturday, April 02 2016

IPMS/ SV Scale Modelers host their **SV Classic # 3**, Theme "Clock's a Tick'n" at Napredak Hall, San Jose.

See www.mickbmodeler.com

Friday, April 15 2016

IPMS/ Silicon Valley Scale Modelers meeting. President's Club Contest Theme "**Spring In Your Step**"

Friday, May 20 2016

IPMS/ Silicon Valley Scale Modelers meeting. President's Club Contest Theme "**It MAY Have Happened**"

Saturday, May 28 2016

IPMS/ Sonoma County & Mt Diablo host **HOBBY EXPO 2016** making it at Wells Fargo Center for the Arts. TBA for theme and other details.

Friday, June 17 2016

IPMS/ Silicon Valley Scale Modelers monthly meeting. Member's Club Contest Theme is "You Mother"

Sunday, September 25 2016

IPMS/ Fremont Hornets host their TriCity Classic # 12 at the Milpitas Community Center, Milpitas CA. Theme is "Battle of Britain", for all things British/directly related. 50 categories, 20 Special Awards, see website for details.

Saturday, November ?? 2016

IPMS/ Antelope Valley Group host Desert Classic 20, AV College, Lancaster, CA SPECIAL AWARD Category "JURASSIC PLASTIC"




**Congratulations to
John Carr**

FOR WINNING DECEMBER MODEL OF THE MONTH



San Jose Police Historical Society Display Project



The San Jose Police Department has a display cabinet at the officers entry to the police patrol division building. The San Jose Police Historical Society would like to fill the cabinet with models of San Jose Police vehicles in 1/24 and 1/25 scale (or helicopter in any scale). The Historical Society is asking for model builders who would be interested in building a vehicle to be put on permanent display. The San Jose Police has used a wide variety of vehicles over the last 100 years, to include the following:
(In the early 1920's through the 30's officers used their own vehicles for patrol)

- 1941 Chevy Sedan 4 door (black, unmarked with radio aerial only)
- 1946 Pontiac Streamliner 4-door sedan (3 cars traffic control)
- 1951 Pontiac 8
- 1951 Chevrolet
- 1953 Ford Customline 4-door sedan (V-8)
- 1954 Chevrolet 4-door (V-8)
- 1957-1958 Ford Custom 300 (V-8 352 Thunderbird engine)
- 1959 Ford Custom 300 (first official Ford police package car)

- 1960 Plymouth 4-door sedan
- 1963 Plymouth 4-door Fury
- 1964 Plymouth Savoy 4-door sedan (383 commando) including the station wagon (k-9)
- 1965-1967 Plymouth Fury I 4-door (383 commando)
- 1968-1969 Plymouth Belvedere 4-door (383 commando)
- 1970-1971 Plymouth Satellite 4-door sedan (big block 400)
- 1972 AMC Matador 4-door (360 engine)
Plymouth Fury 4-door (HP 440)
- 1973 Plymouth Fury 4-door (HP 440)
- 1975-1976 Plymouth Fury 4-door (HP 440)
Dodge Coronet 4-door (HP 440)
- 1977 Dodge Monaco 4-door (HP 440)
Plymouth Fury 4-door (HP 440)
- 1978 Dodge Monaco 4-door (HP 440)
Plymouth Fury 4-door (HP 440)
- 1979-1980 Dodge St. Regis (HP 360 and 318, CHP dumped all of their 318 cars on SJPD when they
Received the Dodge Diplomat)
- 1981 thru 1989
Dodge Diplomat 4-door (318 engine)
- 1990 Chevrolet Impala 9C1 4-door
- 1991-1993 Chevrolet Impala / Caprice 9C1 4-door (Predecessor to LT-1)
- 1994 thru 1996 Chevy Impala / Caprice LT-1 / 9C1 4-door 5.7 L engine 350 hp (corvette engine)
- 1997 Ford Crown Victoria 4-door (early model)
- 1998 thru 2012
Ford Crown Victoria 4-door (current model)
- 2014 Chevy Caprice V-6 patrol package (made in Australia by Holden)
- 2014 Ford Explorer police package

Decals of the SJPD logo will be provided, as well as any photos or other related information. Any models purchased will remain the property of the builder and be available to claim at any time. A placard will be placed with the models to indicate they are courtesy of the "Silicon Valley Scale Modelers". If you would like to participate

PLEASE CONTACT John Carr via the Editor's email DENS25403@MYPACKS.NET

“A TRUE JUDGING STORY ”

IPMS SVSM Life Member Rodney Williams Shares Some Tales of Timeless Worth

Text/Photos/Model : R J Williams

I was nominated and voted in by the club members as Vice President for the coming year of 1987, which I accepted with open arms. During the regular meeting Larry Taylor came up to me and said “CONGRATULATIONS” on your new club job and handed me a brief case. I ask what the brief case was for and what was in it?

Larry stated that part of my job of being the club’s “VP” was to partake in setting up the annual model contest. This involved acquiring a place to hold said contest, keep and/or revise the model categories and help make the trophies like I did when I helped Barry Bauer who was making the wood trophies in 1985.

I redesigned Barry’s club logo and found “Awards To The Wise” that was located in Milpitas, CA to make our new awards. I lucked out and got lots of club members to help me plan the contest for 1987. Guys like Bert McDowell, the McClure brothers, Mike Burton and about ten other modelers helped me.

I, along with Alan Wolcott went to Sacramento to see the Region #9 IPMS/USA Coordinator, Mr. Jim Ireland. We showed him our plans, and he gave us the OK to hold said show at the Milpitas Community Center in Milpitas . The rest is history. “TODAY” we still use Barry’s design on our awards and it’s printed on our monthly newsletter.

Alas, I was voted out of office the next year. But for some reason I kept the job of “ Head Judge ” for the club until around 2003. This was a real fun job and I gained lots of building experience from my fellow judges, along with all the models brought to our annual contests over in Milpitas.

Bill Ferrante disqualified one of my models during a contest. He told me how I had my left gear door on the right wheel strut. Then Dave Hansen dumped one of my models out of the contest, as he said that I’d flattened my tires too much on a 1/72 scale jet. As years went by, I got to be a better Head Judge and of course a much better model builder.

My thank “U’s” go to guys like Bill, Dave, Mike Meek, the Admiral Bert McD and especially to Kent McClure. I ask Kent why he turned down my 1/32 scale F-86 jet that I made into a diorama.

His reply: Rodney, you have the pilot sitting on the wing. He is wearing his oxygen mask, the hose is just dangling in mid-air. Then Kent makes this statement: This is not realistic...” how can the pilot breathe ? ”

I still have that diorama here at home but I “ revised ” the pilot figure by taking him off the wing and he is not in my diorama anymore ... again thank you Kent!



SVSM ANNUAL CONTEST – 2000

(as Rodney's True Judging Tale Continues...)

We were still holding our annual contests at the Milpitas Community Center during the month of February. As usual we had a great turnout for model entries and lots of vendors. The weather was nice and sunny, but a bit chilly outside.

Around 1:00 p.m. I held a judges meeting in one of the back rooms and gave out all the judging forms for about 50 categories. As judging forms were turned into me, I checked the category and approved the judge's outcome for first, second and third places. A couple of experienced judges came up to me and said for me to come to the category that they were judging.

They informed me that they picked a certain model for "FIRST PLACE" but added that the model had the wrong color of paint on it. I looked at the model, and had no idea if it had the right color or not, so we did the following:

We wrote down on paper what was wrong with the 3 models that these judges chose as winners.

The model that had the wrong color was a 1/72 scale Navy F4D-1 Skyray.



We agreed that the Skyray had less flaws than the other two models.



I explained to these two qualified and experienced judges about the IPMS/USA rule concerning paint:

"IT'S NOT WHAT COLOR IS PAINTED ON THE MODEL BUT HOW WELL IT WAS APPLIED."

A few more minutes of discussion, then we three agreed that the F4D-1 Skyray should get the first place award in the 1/72 scale Small Jet Category. I knew who built the model, but I never gave these guys a clue to his name.



They turned the entry form over, and wrote his name on the line for the first place winner.



That winner's name was yours truly, Rodney J. Williams.

*1/72 Scale Skyray:
Model by: Rodney Williams © 2002.*



FIRST PLACE AWARD: S.V.S.M. - 2000.

**THIRD PLACE AWARD ~ CENTRAL VALLEY, CA ~ 2002.
VALUE : \$2,000.00.**

I sure learned something that day and to my knowledge, I never got the wrong color on a model since then and I now have 260 finished models here at home.

Thank you judges

Keep modeling

Rodney J. Williams
Life Member: SVSM

IPMS/USA Member # 21268
1984-Present

Copyright: October 12, 2015

YOU MOTHER – JUNE 2016 SVSM Member’s Contest Theme



A rare and creative direction for competition with a wry titling ! Will be aeronautical in approach, but requires some forethought as you must plan for Mother & Child. Check it out.

Per Member who came up with this fiendishly fun scale fight, qualifying contesting entries are listed below.

Note, they **must be finished** to be award eligible, and **“in combo”**, **not single ships**. Pylon references plus any requisite modeler tech to produce, not considered being outside your skill sets by the Member Sponsor.

LIST:

EB-29 + (X-1, X-2, D-558-II, XF-85) (Actual designation for “Fertile Myrtle” = P2B-1S)

EB-50 + (X-1, X-2)

NB-52 + (X-15, X-24A, X-24B, M2F2, M2F3, HL-10, Pegasus)

L1011 + Pegasus LV

Short Mayo Composite (Seaplane,AirMail Service)

DC-130 + (Firebee drones, other Ryan products of more “secret” nature)

747 Shuttle Taxi + (Shuttle Orbiter)

SpaceShip One & White Knight

German Mistels (real or proposed) series

Short Mayo Composite (Maia-Mercury)

FICON (RF or F-84 with GRB-36)

JB-36 Ferry (in transport of XB-58)

Tupelov ANT TB-1, TB-3 Zveno Project

Lockheed M-12/GTD-21 Blackbird combo

Project Tip Tow EB-29/EF-84 combo

Project Tom Tom B-36/EF-84 combo

Leduc 022 with her mothership

Byrd’s Antarctic Land Cruiser with Staggerwing

B-52 with GTD-21B

Dornier with Me-328

I-19, I-21, I-25 (sub carrier plus E14Y Glen)

I-400 (sub carrier plus Aichi Seiran floatplane bomber)

G4M Betty (when outfitted with an Ohka suicide bomber)

Sponsoring member suggests reference to https://en.wikipedia.org/wiki/Mother_ship for anyone seeking additional guidance or an idea where maritime/land options lie.

There you have it, now get two it ! You have a year (more or less) to get ‘er done.



SILVERCON 2015

SATURDAY, FEBRUARY 20
2016

Vendor Contact : Russ Niles
r_niles1@juno.com

STARTING OFF THE NEW YEAR !
IPMS SilverWings WinterCon Event located

at

***Town & Country Lutheran
Church and School
4049 Marconi Avenue
Sacramento CA***

Contest Chairperson's Name:
Scott Bell

Phone:
916-599-5520

E-mail:
skotnjudi@aol.com

***TWO AUTOMOTIVE RELATED
WEEKENDS OPEN MARCH !***

***Sunday March 6th sees the New
Peterson Auto Museum in L.A.***

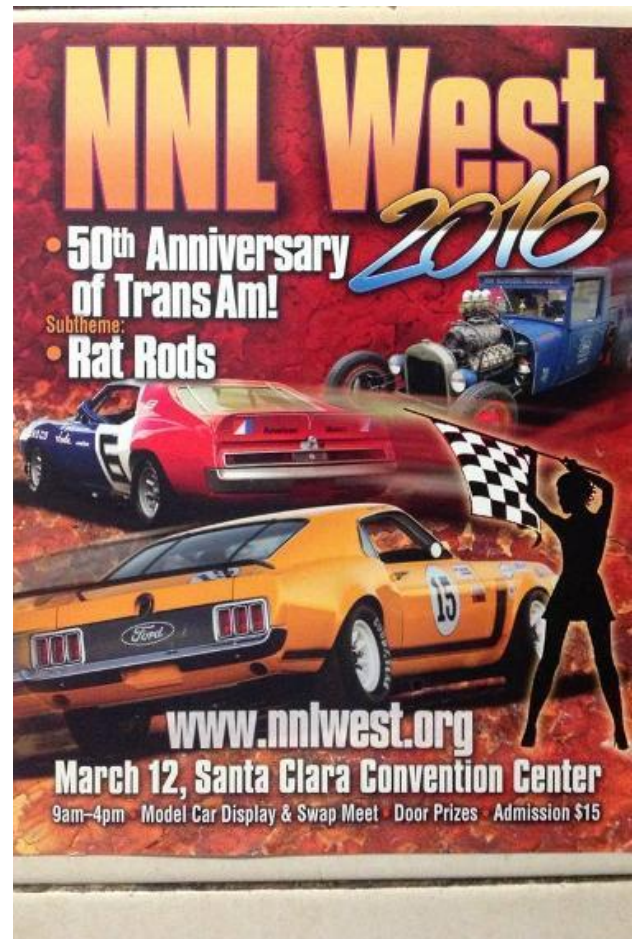
***Hosting Pasadena Model Society's
VALLEYCON 2016***

(Yes, all sorts of models in competition)

***Note The Auto Museum admission is part
of Entry fee for Entrants/Spectators ☺***

And on Following Saturday March 12

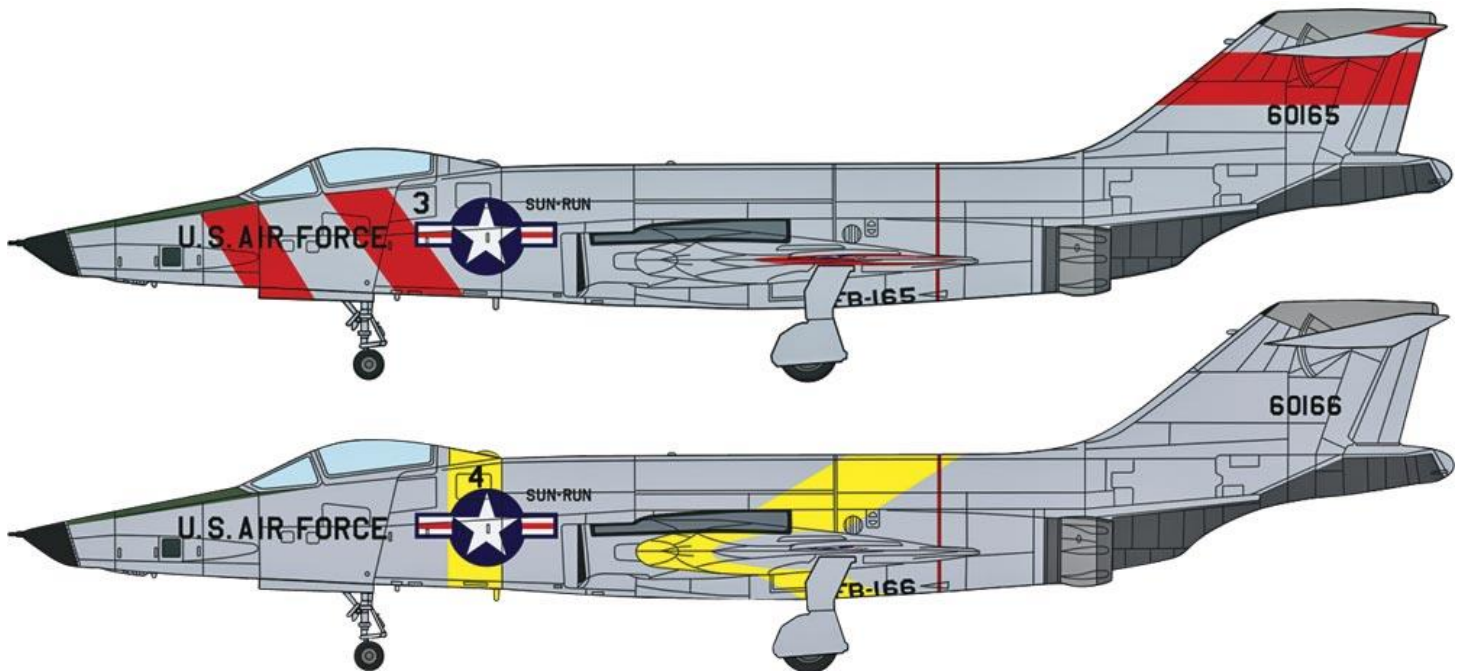
***NNL West hosts another
Great Scale Automotive Model Show
And Swap Meet here in Santa Clara***



COMING UP FAST IN SPRING OF 2016 !

Saturday April 2 2016

**THIRD Silicon Valley Classic, hosted by SVSM, at Napredak Hall,
770 Montague Expwy, San Jose Ca 95131**



ZOOM CLIMBS – CUBAN MISSILE CRISIS – LAND SPEED RECORDS – OPERATION SUN RUN – DRAG STRIP & AIR RACING

Theme is : “*Clocks a Tick’n*”

(see www.mickbmodeler.com for more details on this).

Vendors, contact CD Mike Woolson at swingwingklvk@gmail.com

Please note, CA tax permit required and **also be advised** number of tables is **limited**

CONTEST ENTRANTS BE ADVISED

There will be a SUBJECT of HONOR given in the name of Steven & Anita Travis

The award winning model may not necessarily be a placer in a category

Will be selected by Judges on qualifying basis of what S&A Liked, Built, or Thought was “Different”

LITTLE OUTLINES of CLUB CONTESTS for NEW YEAR 2016

SVSM EDITOR'S CONTEST THEME JANUARY 2016 " 1916 "

Another Centenary, for our opener club contest. Rock simple decision for entry making. Did your subject exist in the Year 1916 ? If the answer is Yes, you're done and just need to wait til meeting night. If No, then GET OUT AND DO SOMETHING ABOUT IT...like BUILD or FINISH a MODEL that fits into the year. Plenty to choose from, easily.



SVSM EDITOR'S CONTEST THEME
FEBRUARY 2016

"Heinemann's Heroes"

This theme is a favorite of the Editor. Now was brought about at behest of another long time SVSMer who's fan of Edward Heinemann, the genius aeronautical designer of Douglas Aircraft company. More "explication" will be ahead, for now just try to FINISH anything along lines of A-26/B-26/JD-1, F-3D/F-10, A-3D, A-4D, B-66 for few examples.

SVSM PRESIDENT'S CONTEST THEME APRIL 2016 " SPRING IN YOUR STEP "

This theme will be expanded upon shortly, check www.mickbmodeler.com and here for updates. Right now, consider if you have some Monster Trucks, open suspension Dragsters, Meyers Manx Dune Buggies, you're gold already.

SVSM PRESIDENT'S CONTEST May 2016 "*It MAY Have Happened*"

Another rock simple decision for entry making. Did your subject have some significant existence of note in any of the 31 Days of MAY ? If the answer is Yes, you're done and just need to wait til meeting night. Some help in case you're really stumped here. MAY DAY saw some pretty awesome model subjects in their finest parade liveries tooling down "Red Square" in Moscow. Hmm, recall dimly there might have been a Lockheed product over same general area May 1960... Figure and diorama modelers might be inclined to consider that Cinco De Mayo celebrates a battle which may have happened to provide material for them. Does anyone recall that USA's first man in space, Alan Shepard, took his Freedom 7 Mercury Capsule into suborbital arc, May 5, 1961? The sack of Rome by Germany, May 1527? Lusitania passenger liner sunk May, 1915. Lakehurst, New Jersey, May 1937, Hindenburg goes down in flames. Dien Bien Phu falls in May 1954, any ideas? *And that's just the first week of May* for some small bits to start considering...—Mickb

MARCH OF TIME's UP



*Treasurer Bill & Editor Mick offer
A 90 Day Wonder Club Contest !*



Everything You See Here is Eligible If Completed by March Meeting



Basic & simple rules, nothing too onerous. ANY GIFTS ON RECORD From the December 2015 SVSM Meeting are eligible to compete, they don't have to be "original owner" entries, so if you sold or traded for any of them, still perfectly fine to build and compete with here. FINISHED in any fashion you please, ranges from OOB to Full On Competitive Killer You.

There were 49 potential entries on table, surely a few will do.

PLEASE SHARE THE JOY OF OUR HOBBY AND FRIENDS
Because it seems sometimes more than a few forget this :

THE ONE TRUE RULE OF MODELLING (if ever there is).

*If you're having fun,
Then you're doing it right.*

EDITOR
SILICON VALLEY SCALE MODELERS
P.O. BOX 361644
MILPITAS CA 95036
Email : dens25403@mypacks.net

