



THE STYRENE SHEET

VOL. 52, No. 9 www.svsm.org SEPTEMBER 2018



A Publication of the Silicon Valley Scale Modelers, A chartered Chapter of International Plastic Modeler's Society, USA branch.

It's No Secret. We Had An August Event, Our Meeting !



EDITOR HAPPILY WRAPS UP SUMMER WITH NORMAL MINUTES



Photos: Mick Burton
Minutes/Text: Chris Bucholtz/Mick Burton



Let's see on page 3...

Editor's Ravings – this month's editor, Mick Burton



(shameless plug: www.mickbmodeler.com)

“ WITHOUT A DOUBT, ENJOY THIS FRIDAY MEETING IN SEPTEMBER FOR ALL IT'S WORTH !!! \$\$\$ ”

The IPMS Silicon Valley Scale Modelers this Friday September 21 2018 are going to hold annual Fall Auction for fund raising support of the Spring SV Classic. For this Editor that means nothing to show in the next issue but a lot of unbuilt kits and folk wildly gesturing, or with angry looks.

Hmmm, maybe it's old home family photo gallery time ? (amused giggle) IN ANY CASE, PLEASE SHOW UP WITH A FABULOUS DONATION YOU'LL BID MADLY TO GET BACK ☺

Enjoy. – mick fini

(AUGUST 2018 SVSM meeting article continued from page 8)

Greg Plummer used Hasegawa's F9F-2 Panther as the basis for his 1:72 XF9F-2 prototype. He removed the guns, tip tanks and tail skid and modified the canopy; the rudder in the kit is wrong for the production version but right for the prototype! Greg also build a Hayes turbofan engine, a generic replica that goes together well, and operates at the push of a button, with red LEDs to represent the combustion section.



Ben Pada's collection of models this time included a 1:48 SAAB J-29 Tunnan, a Tamiya 1:32 Mustang packed full of Barracuda Studios resin, and his Il-2 Sturmovik in natural wood and metal, which claimed a second at the nationals. (**SEE COVER FOR PICTURE...**)

And the model of the month goes to... John Carr. John took a class in airbrushing at the nationals and decided to finish his paint mule for the course, the Airfix Spitfire Mk. I. He says the kit fell together and allowed him to focus on the finish.

Chris / mick fini




Editor Astonishes Himself by Combining Real Minutes & Mostly Sharp Photos To Publish August Meet (from page 1)

At the August meeting... **Cliff Kranz** has the paint on a Monogram A4D-2 Skyhawk, built from the ancient kit. He's going to finish it as an Argentinian A-4B.



Cliff is also working on a Takom T-34 heavy tank; he really liked the jig included in the kit for the assembly of the link-and-length tracks.





Ron Wergin built the new issue of Tamiya's familiar Wespe; this one is meant to depict a gun on the Italian front and includes new tracks and figures. Ron used Tamiya spray colors, but had to repeat his finish after a weathering snafu!

Kent McClure recommends the classic AMT K-2 space station from Star Trek for those who find sanding a meditative exercise.



Kent is also still work on a 1:155 kit of the Jinro Jick from *Space Runaway Ideon*, and has a Gundam in green



going that dates from the days when Gundam kits didn't fit worth a Gundam.




Kent converted his Airfix 1:76 Mk. I Male to a Mk. 2 by making some simple modifications to the tracks, his Italeri IS-152 is done and on a base covered in scenic grass tufts.



As is often the way with landscaping projects, Kent had to buy more plants and discovered that the base ended up costing more than the model!

Kent's also rescribing a Pioneer Models 1:72 YAK-15 and has a PM Me P.1111 built and painted in red as a trainer that was part of a fictitious exchange program with Japan in 1946.



John Carr's son (Logan) is almost done with his second model, a 1:48 Mirage that he's painted in Swiss markings.

Dad John has applied a lot of Milliput to a bust of Batman that he picked up in Phoenix; he said the desert heat caused the cape crusader's bat ears to go saggy, but hot water and gravity fixed that.



John also did a great job on Polar Lights' 1:2760 *Star Trek Enterprise D*, which took a lot of decals to achieve its "Aztec" camouflage.



John found a perfect base for the model at the nationals.



Randy Ray finished his British 2-pounder gun the night before the nationals – which was a good thing, because it took a third at the show. Randy mixed the camouflage colors from Tamiya paints.



He's also at work on Tamiya's new Type 16 MCV, which is so nicely engineered that the gaps he's worked on have him convinced they're his fault, not the kit's!




Barry Bauer is repairing several models after a move, including a Matchbox 1:72 SB2C-1 with the three-bladed prop and spinner and added Yagi antenna to depict one of the first Helldivers in July 1943. He used Heller's very nice 1:72 kit to build his Bf 109K-4 in the colors of JG.23, and he originally finished his Matchbox Me 410 way back in 1978. Barry made his own vacuform canopy, carving the shape from balsa, detailed the interior, and dealt with what he said were a ridiculous number of seams.



Laramie Wright has a Tamiya 1:35 StuG IIIC assembled and ready for paint; he says it's a nice kit based on Tamiya's Panzer III series that fits great and has a clever design of the road wheels. Laramie's 1:48 Tamiya Churchill VII Crocodile is painted, and it fits fantastically. Laramie praised the very sensible instructions. Laramie also has a Tamiya Somua 35 and a Panzer IIIN mostly together and his 1:35 Tamiya M3 Stuart is about ready for paint; this will depict a U.S. tank in the Philippines in 1942. He's also working on his own take on the new-issue Tamiya Wespe, which has brackets for all the tools originally provided in the kit among its good points.

Marc Balderrama used drawings of the B-17s used in Operation Crossroads, the Bikini Atoll A-bomb test, to dress up his egg planes Flying Fortress' markings, and added resin engines to improve its appearance. Marc's also planning to build a paper model of a non-egg B-17.



Chris Bucholtz changed a 1:72 German shepherd into a German water dog, then modified two 1:72 figures and scratch-built a 1918-vintage camera, to create a diorama around his 1:72 Eduard Fokker Dr. I.



The resulting diorama took a third place at the Nationals! Chris is now working on a Special Hobby 1:72 Firefly Mk. I; he has the interior painted and installed.



Marv Eberhardt's Italeri 1:72 Reggiane Re.2006A went together very well, he said; Marv painted the four-color Italian camouflage by hand.

Pat Nichols' Su-122 in 1:48 came from Tamiya , and he used a RB Models barrel to stand in for the 122mm howitzer. He painted the model with two versions of Russian green to make it less monochromatic.

(SEE COVER FOR PICTURE)

see page two for final bits of this meeting article...)



Congratulations to

John Carr

FOR WINNING AUGUST MODEL OF THE MONTH



7:00 PM OPEN, MEETING 8:00 PM SHARP

FEATURING SUPER AUCTION !!!

FRIDAY

SEPTEMBER 21

At

COMMUNITY ROOM

Milpitas Police Administration Building

1275 N. Milpitas Blvd

Milpitas, CA

