



# THE STYRENE SHEET

VOL. 52, No. 2 [www.svsm.org](http://www.svsm.org) FEBRUARY 2018



A Publication of the Silicon Valley Scale Modelers, A chartered Chapter of International Plastic Modeler's Society, USA branch.

## *January Turnout Has The Few Among The Many*



Photos: Mick Burton Text: Chris Bucholtz Prez: Ron Wergin

*Let's see on page 3...*

*Editor's Ravings* – this month's editor, Mick Burton



( shameless plug: [www.mickbmodeler.com](http://www.mickbmodeler.com) )

**“ AGAIN WITHOUT QUESTION, EDITOR HAS NOTHING TO SAY SO GET ON WITH A FINISH ”**

( *JANUARY 2018 SVSM meeting article continued from page 8* ) – *mick fini*

**Jim Priete** has long wanted to do a 1:72 Ventura, but the Boulton Paul turret in the Academy kit was terrible. It wasn't until the dubious Revell Halifax came out that a decent turret was available – so he's working on his second PV-1/Halifax.

Jim's already rebuilt to intakes and cowlings. He's building an Italeri Ju 52 as a bomber, swiping ETC bomb racks from the Roden He 111. His Fujimi Ferrari F40 was bought from Dave Shirley, and it'll be finished in blue, not in red. He didn't like the look of the spoiler end cap, so he made new ones from sheet styrene.



**Chris Bucholtz** has the wings on his Sword Fairey Gannet AEW.3, and showed off the scratch-built wheel wells and the home-made wingtip position lights. He's also working on an Eduard Fokker Dr. I, which now has some plywood internal panels made from .005 styrene, painted beige and streaked with cherry wood stain.

In our Club contest, “1918,” we had two strong competitors. **Al Kuhn** brought six WWI fighters, including a Seimens Shuckert D.IV, a Junkers D.I, a Fokker Dr. I and a Nieuport 28, all built beautifully. **Laramie Wright** had his own Fokker Dr. I, built from the 1:72 Revell kit; he says it builds well, although the red plastic is a hassle to paint. Laramie also brought in a Meng FT-17, the first modern tank. And the winners were... In third place, with his Fokker E.V, was Al Kuhn! His “Razor” was resplendent in a lozenge-covered fuselage and streaked-camouflage wing. In second place, with a 1:35 Meng Whippet, was Laramie Wright! He says the model is basically a collection of flat surfaces, but they fit together very well. His model suffered two broken gun barrels on the way in, but still looked great. And in first place, with a Char 2.C, was Laramie Wright! This monster was another 1:35 Meng kit, sporting 96 sets of road wheels and lots of photoetched parts.

And the model of the month went to... Al Kuhn's Armstrong-Whitworth Quadraplane. With four wings to line up and a forest of rigging, Al said that this was the worst model kit he'd ever finished (although the result was very nice!).

– *chris fini*

***Our club contest will be covered in depth in JANUARY 2018 TAMS Refer to that for all information on it. – mickb***





At the January Meeting... In model talk, **Cliff Kranz** used a photograph to build Tamiya's SdKfz.251 halftrack as a captured vehicle used as an American ambulance. Cliff painted the white fields and red crosses that indicated its use.



He had two all-black twin-engined planes on the table – Monogram's classic F-82 Twin Mustang and Dragon's much-maligned P-61 Black Widow – and a trio of V-1s.







The first V-1 was the Hawk kit with a re-paint. The other two were from Tamiya; one was done up as the first missile fired from a submarine, and the other was finished in the markings of its original operators.



Cliff also built an H-25 with the classic “Army Mule” markings from the Amodel kit; it’s the fourth HUP-style chopper he’s built from that kit.







**Ron Wergin** had two 1:48 subjects on the table, Tamiya's M10 tank destroyer and their M4 Sherman. Ron really liked these kits, even their link-and-length tracks; he applied several washes to pop all the detail out on the models.

**Ben Pada** had his Tamiya He 219 on its cradle, awaiting repairs; it was painted with Gunze paints. The Hanomag truck that came in the kit got the out-of-the-box treatment from Ben, who used Tamiya colors to finish it off.

**Kent McClure's** latest foray into armor has him working on a 1:72 BTR-80 from Trumpeter – he may finish it in Sri Lankan markings. After five hours, the hull of his Tamiya Valentine tank is nearly done. For gaming purposes, he had some swarms that would give exterminators nightmares: rats, spiders and beetles! Plus, he had a frost worm, a boolah, a dug, and some other nasty critters.









**Gabriel Lee's** completed entries six and seven in his "North American, South of the Border" collection an Airfix F-86F Sabre in Peruvian markings and a Tamiya P-51D in Costa Rican colors.



**Brad Chun** took the Revell Foose 7100 truck and did his own thing with it, lowering the body, raising the transmission tunnel, opening the wheel wells for clearance, raising the bed, smoothing the hood and leveling out the rear fenders!








**Eric McClure's** wife couldn't find a Bandai Stormtrooper for him, but she found the next best thing – a Lego Stormtrooper! Eric's done a lot of work on his M50 Sherman, especially around the very crowded turret top. He wonders how the crew could move around on top without tripping! The turret came from Formations and looks like a Dragon knockoff; Eric still had to rebuild the bustle for accuracy. He used the kit muzzle brake on an Aber brass barrel intended for a Panther II!



**Laramie Wright** is building an M50 of his own with the Dragon turret to replicate an example from the 1956 war. He enlarged the bustle with styrene and putty. Laramie used the Italeri chassis and upper hull for his M50. He's also got a Tamiya Centaur painted in SCC-2 to depict a Royal Marines vehicle from D-Day.





**Al Kuhn** has made progress on his rail car in 1:87; he added all the underbody pipes and finished the vestibule of this passenger car. This may be the model with the club record for longest build time – Al started this model in 1953!



**Mike Meek's** Revell TransAm Mustang has been sanded down and repainted in gloss black; it now needs its decals.


*( see page two for final bits of this meeting article ... )*





Congratulations to  
**Al Kuhn**

**FOR WINNING JANUARY MODEL OF THE MONTH**





**7:00 PM OPEN, MEETING 8:00 PM SHARP**

**FRIDAY**

**FEBRUARY 16**

**At**

**COMMUNITY ROOM**

**Milpitas Police Administration Building**

**1275 N. Milpitas Blvd**

**Milpitas, CA**

EDITOR  
SILICON VALLEY SCALE MODELERS  
P.O. BOX 361644  
MILPITAS CA 95036  
Email : dens25403@mypacks.net

