



THE STYRENE SHEET

VOL. 52, No. 10 WWW.SVSM.ORG DECEMBER 2018



A Publication of the Silicon Valley Scale Modelers, A chartered Chapter of International Plastic Modeler's Society, USA branch.

October & November Provided Unique Xmas Shopping...



AS WELL AS NEW PLACES TO SAMPLE HOLIDAY DINING AT LEAST ... [Let's see on page 3...](#)



Photos: Mick Burton Text: Chris Bucholtz , Mick Burton



Editor's Ravings – this month's editor, Mick Burton



(shameless plug: www.mickbmodeler.com)

“ WITHOUT APOLOGY BUT WITH REGRET, EDITOR AGAIN LATE PUBLISHING HAS NOTHING TO SHOW FOR YEAR ”

This Issue began life the morning of the December Meeting after twelve days straight working on little sleep. Due to lost time with “his day job” which now comprises seeing since September the complete upending of his workplace, not much model fun here.

On the right, a look at one of the few times in November that something or someone didn't have a call on his time when awake, even with family and friends to see.

Read end article of this issue re: USS Hornet for more So late again. And this will continue until morale improves, he already knows. Enjoy.



And DON'T FORGET about TONIGHT'S “ PIRATE'S PLEASURE ” TRADITIONAL SVSM DEC MEET




NOTE The DECEMBER GIFT EXCHANGE is the sole business Agenda item for meeting ! NO MODEL TALK
Locale: Our Standard Meeting Place, Milpitas PD Community Room, from 8-1030pm. OFFICIAL RULES BELOW:

“ RULES OF ENGAGEMENT ”: GIFT “THEFT” EXCHANGE SVSM DECEMBER 2018 MEET

1. YOU MUST BE PRESENT TO WIN. So show up on time to register AT FRONT DESK
2. MAXIMUM THREE Gifts put in play by any ONE Member In Good Standing. Non Member ? ONE gift max
3. MAXIMUM FOUR TOTAL Gifts may be put in play by a Member & Family or a Member plus their Guests.
4. MINIMUM RETAIL VALUE EACH GIFT must be **25 US dollars**. **LABEL YOUR NAME ON GIFT**
5. GIFTS IN ORDER TO PLAY must be reasonably pre wrapped, not outrageously “disguised” or otherwise camouflaged, so as to not take a person all night (that we don't have) to unwrap and continue our game.
6. GIFT TO BE OFFERED IN PLAY should be model oriented, likely to be generally perceived of as an item some several of those present WOULD WANT TO STEAL. Bring item you're mad for, others likely will be.
7. ONCE UNWRAPPED, ALL GIFTS CONSIDERED “IN PLAY” UNTIL “DEAD”. **NO TRADES !! ARE ALLOWED IF IN PLAY ITEMS INVOLVED**. Feel free to manage what you like with yours and others “dead”
8. UNWRAPPED GIFT IS “IN PLAY” UNTIL STOLEN THREE TIMES THEN IT IS DECLARED “DEAD” Any & all disputes for this declaration are resolved by Club Secretary or his designee, are final and binding. Just ask Chris B. or his designee.
9. PLAY ENDS when time to leave comes or all items are stolen to the dead point or the last one is unwrapped to its eventual fate.
10. **AT LEAST ONE UNBUILT MODEL SHIP KIT must be present in the GIFT PILE**. Or you're all in trouble.
11. THIS MAY NOT BE COMPLETE RULES. LISTEN AT THE MEETING FOR ANY ADDENDA.

Editor Reprises Two Fall Months Events Where He Managed to Show Yet Took No Notes or Notice, Only Photos... (from page 1)

As it were, the month of October ended with no sign of news from the SVSM Editor, however he did make it to the end of month **IPMS Sonoma County** Contest and Show, held again inside the Rohnert Park “Fundemonium” Hobby/Crafts superstore. If you have any idea of what literal hell on earth these folk have gone through in last 15 months, you may appreciate what a splendid effort this show was!



Thanks to my family I was literally driven to make this event as I was told I'd be left there until end of day if need be. GO and HAVE FUN Do NOT ANSWER PHONE!

Enhanced by the big surprise of raffle tickets that my lovely Uschi purchased for me all without my idea, not only these fine model pictures, but four prizes did I come back with.


Thanks y'all 😊



Chris Zanella and his community of dedicated hosts managed to put this whole show together with excellent results in a very short order, and Chris was literally out of the country for nearly last part !

Cross section of attendance from North and South of the West Coast modelling crew, a humongous Raffle and plenty of bargains to be had in the vendor tables (yes, the Hobby Shop doesn't restrict the sales and I think they are very clever as well as generous in this support mode) combined with a great variety of competition models helped make it a fabulous break. Sadly, no teleport device on hand so I could also beam down to SoCal for the IPMS AVG Desert Classic being held the same Saturday...









One somber note was a part of the event, a moment of silence in respect to the loss earlier this year of Mr Thomas Young of ModelAire International fame as well a huge beloved presence for many years in Region Nine clubs all about the North. Tom's generosity was legend along with his passion for any/all model things 1/72nd scale. An inaugural award in his name was given at this show, and appropriately the awardee was selected by judging of Mr Jack Riggart, who has been integral part of our Region for 40 plus years, well knew Tom as a friend and club member over much of that time.



Appropriately enough, we'll close this with a look at a happy 1/35, 1/48 and 1/72nd modeler who won a lot here, Mr Dave Parks of the Fremont Hornets.

Plus one award of someone I don't recall: - mick fini






And then NOVEMBER SAW THIS SUCCESS STORY, THANKS TO IPMS Gray Ghost club created for it!



YES again in the fall we find ourselves aboard the USS Hornet Museum Ship, for a superb showing of Modelling Community.

The Editor was again feted by his family who had never been on this ship before and utterly had a fine time of it.

SO MUCH SO we ended up to stay on deck after Model Event to attend a big charity dinner and night time tour on those same tables. FUN !!!
 – mick fini



At the November meeting... **Bill Ferrante** proposed a group build of the Platz 1:72 T-33 Shooting Star, having picked up a box of 15. They were made available to the club at \$5 each; the plan is to have them done by January 2019. Didn't get one? Check with Bill, or just dig up your own T-33!

In model talk... **Gabriel Lee** has his 1:72 Valkyrie fighter finished and he's now working on the carrier deck display to go with it, specifically the deck crewmen. Gabriel's also at about the midway point on an Academy 1:72 F-15C Eagle, which he's building because kits for the California Air National Guard are included in the box. **Landon Carr** is taking on KP's MiG-15 UTI in 1:72 scale, having painted all the interior and wheel parts. He wishes it could be done faster – and also misses the missiles! – but he still thinks the two-seat MiG looks cool. **John Carr** has completed his trio of Star Trek Enterprises, which he says are very detailed for their scale. The ships – especially the Enterprise B and C – are nearly covered in decals, and they're somewhat translucent, which combined with pre-shading made for a convincing weathered effect. He used Mr. Surface to help obscure the seams, pre-shaded, then gave the models a mist of white and gray before adding the many decals. **Kent McClure** built his game-scale scorpion as a wind-up mechanical weapon, and he painted his snake warrior figures based on the markings of the coral snake. Kent also built a couple of small-scale vampire figures – one's Blacula, and the other's Otaku – three lizard warriors using tortoise shells for shields, and three more skinny but human warriors. **Ben Pada's** 1:35 armor included a Tamiya Jagdpanzer, built out of the box and painted with Gunze and Tamiya paints and just about ready for weathering; the new Tamiya Stuart, which has some funky decals according to Ben but which is very nice; and the Tamiya Hetzer, which took three attempts to mask and paint. **Larry** brought in an old Atherns HO scale box car, which he weathered heavily and detailed. He suggested using Micromesh sanding cloths to gently fade the pre-printed markings. **Brian Geyer** started his 1:33 Beechcraft Bonanza paper model about 20 years ago and it's been through a lot of eventful life since then. He's scratch-building landing gear for it now. He also is at work on the KP 1:72 MiG-15, which he says is well detailed but fits together poorly. Brian says 5 grams is exactly enough weight to keep it on its nose gear! The new Tamiya Type 16 Japanese armored fighting vehicle goes together like a glove, according to **Randy Ray**. He notes that the curved section of the turret basket has pins to attach it – don't mistake them for flash and cut them off like he did! Randy used a Mega Hobby metal barrel on this build because of the amazing fluted barrel end that it recreates. **Chris Bucholtz** has Sword's 1:72 Fairey Gannet AEW.3 painted, glossed and ready for decals. He notes that there were two styles of demarcations between the extra dark sea gray and sky type S – check your photos carefully! **Al Kuhn** had two yellow-winged Navy planes displayed in flight, an F3F-3 and a F4F-3 Wildcat. Al used the Hobbyboss kit for his Wildcat – it's really a -4, but don't tell anyone! He removed two machine guns and swapped the boom style of pitot tube for the L-shaped one of the later Wildcats. Al painted the planes with Testors enamels in the square bottles. His SuperScale decals were old and a test example exploded on contact with water, so he coated them with SuperScale's decal coat. **Laramie Wright's** M48H Taiwanese tank now wears its three-tone camouflage. The model was not without challenges – for example, since the AFV packaging includes parts from Academy to achieve the hybrid tank, the axles and the holes on the wheels are of different diameters! He also made a barrel swap for a gun from an M60A3. Laramie complimented the Tamiya 1:48 M4A3 Sherman for its excellent fit and great engineering that avoids sink marks. He's also building an early shot of the Tamiya M3 Stuart, which also has the trademark fantastic fit. For example, there are nine panels that need to be added to the hull, and all fit perfectly. He thinned the brush guards and added tie-downs for the stowage. **Jim Priete** has finished his epic build of the Valom Fokker T.5. He says the model goes together well, but he detailed the engines with wire for push rod tubes and used Peewit masks for the clear parts. Jim painted the Fokker with ModelMaster and Humbrol paints. **And the model of the month went to...** **John Carr** for his German knight! John started with the Mini Art 1:12 kit and said it was horrible – he replaced the shield with a wooden one, modified most of the parts to fit better, and replaced the bent axe handle with a wooden replacement. He likes Mini Art's bases, however! – *chris fini*

7:00 PM OPEN, MEETING 8:00 PM SHARP

FRIDAY

DECEMBER 21

At

COMMUNITY ROOM

Milpitas Police Administration Building

1275 N. Milpitas Blvd

Milpitas, CA

EDITOR
SILICON VALLEY SCALE MODELERS
P.O. BOX 361644
MILPITAS CA 95036
Email : dens25403@mypacks.net

