



THE STYRENE SHEET

VOL. 49, No. 4 www.svsm.org APRIL 2015



A Publication of the Silicon Valley Scale Modelers, A chartered Chapter of International Plastic Modeler's Society, USA branch.

... and Jim Lund said: Let there be Models !



Official MINUTES of SVSM March 2015 Meet, by Chris Bucholtz



Text: Chris Bucholtz Photos : Mick Burton Models : everyone from everywhere

At the March meeting ... Contest director Mike Woolson says we could use help with the raffle for the Silicon Valley Classic, as always, so any quality modeling items you could donate would be much appreciated. He also says that there's going to be a special award in honor of Steve and Anita Travis, which he showed in part at the meeting. Volunteers for setting up the show should be at Napredak Hall at 7:30 a.m. on April 11.

(Continues on 3)

Editor's Ravings – this month's editor, Mick Burton

(shameless plug: www.mickmodeler.com)

“ NO FOOLING ! APRIL SHOWS UP IN THE GREEN ”

With just enough room left (I wanted to give March its proper due, way more pictures than I could manage here) I WANT TO THANK The SILICON VALLEY CLASSIC # 2 TEAM & CONTEST DIRECTOR (the Prez) FOR A GREAT SHOW.

The numbers are in and basics analyzed now, to reinforce that we indeed had another solid success to add to our string. ☺

– mick

THE FINAL SVSM MARCH MEETING MINUTES

(continued from page 8)



And the model of the month goes to... Lou Orselli, for his collection of street rods! Lou's assemblage included a Revell '32 Ford built straight from the box, an AMT '34 Ford that he's chopped and channeled before giving it a Tamiya paint finish, and a yellow rod designed to replicate the one John Milner drove in *American Graffiti*.

Our club contest this month was **1965**. The entrants finished in this order: with an honorable mention, Cliff Kranz's Ramcharger 1965 racer, which he actually built in 1965! The axles were moved for a drag car, and he pillaged the seats from the Little Red Wagon kit. In third place, with his remarkable rendition of the 1:32 Monogram M48A2, was Laramie Wright. Laramie improved the headlights and took the slop out of the road wheels, and used Apoxie Sculpt to create a new mantlet. Laramie hand-painted the tactical markings, making this model one of the tanks Israel received via Germany before the 1965 war. In second place, with his VA-25 A-1H Skyraider, was Chris Bucholtz. Chris built the Hasegawa kit with marking from Brengun and the 2011 nationals sheet to replicate the famous "toilet bomber;" while he has yet to add the ordnance, this plane was flown by CO Ed Greathouse on the mission where two VA-25 Skyraiders shot down a MiG-17. And in first place was the 1965 Shelby Mustang of Eric McClure ! Eric built the Monogram kit box-stock except for some wiring (he consulted the manual to get the ignition order right on the distributor!). The wheels in the kit are not Shelby wheels, but Eric will get to those sometime over the *NEXT* 50 years. – CB fini

SVSM EDITOR' s CONTEST THEME APRIL 2015

“ Bloody April ”

A catchy title not a restriction !

Editor reminds you a club contest interpretation being put in play here. He wants you to know that this calls out anything that saw service, however briefly, between 1914 to 1918 will qualify. *Service*, so not necessarily battle action, and **ANY** means in Air, on Land, Sea, what have you, for subject matter. Finished only entries.



In model talk... Jim Lund donated 130 built models to the Moffett Field Historical Society, but they had the temerity to ask, " don't you have an R6V Constitution ? "



Jim asked Mike Herrill about the huge Lockheed transport, and he soon had a vacuformed test shot under construction. The finished model will go to Moffett Field eventually.




Jim painted it with Orchard Supply Hardware chrome spray paint and added panels from painted sections of clear decal film.

Jim also brought in a 1:72 Ryan PT-22, to show the massive size of the Constitution.



Randy Ray is working on a Tamiya D7 tractor with winch, which he says has multiple possible uses.



Mark Schynert's Messerschmitt-like thing is really an Ha 12Z-equipped Spanish Ha1109K-1M, (by A-Model) the underpowered forerunner of the Buchon.



Mark's also working on a KP S-199, another faux Messerschmitt; this new-generation KP kit has the same sort of fit as a modern Airfix kit, he says.

Speaking of Airfix, Mark is having a great time with the new 1:72 Typhoon; he says it's as pain-free as anything he's built in the last few years.



Kent McClure has another Airfix P-51D underway; this one will end up in Somali colors.



Kent's 1:144 YF-23 from Trumpeter received active-duty colors as a hypothetical machine in Arctic colors.

(below) He's also done work on several gaming figures, including a



succubus on a motorcycle, a Golem (done up as the Thing from the Fantastic Four) and Medusa.



Ron Wergin felt that the salt-chipping on his Aoshima 1:72 N1K2-J Shiden-Kai was overdone, so he stripped it and repainted it, using Gunze paints.



Cliff Kranz' model of the first SR-71 in 1:72 came from the Testors kit, but Cliff swiped the NASA stripe on the tail from the YF-12 kit.


Frank Babbitt's Revell Airbus A319 has no clear parts for the windows, which are offered as cut-outs in the fuselage; he used CA glue to fill them and sanded them out, to be replaced with decal windows.



Jordan Li brought in three pieces of armor: a Tamiya Panzer III, a Panther and a Sherman.



The Sherman depicts the tank driven by Jordan's English teacher – he had a photo on the table to show what he worked from. Jordan removed all the motorization holes and filled the sprockets on these older-generation Tamiya kits.



Xiaoyu Wang's 1:72 Sukhoi Su-27 wears the markings of a Russian aerobatic team; since they didn't need IR receivers for an aerobatic group, he cut off the "ball" receiver ahead of the windscreen, then had to use a vacuformed set of transparencies.



He also added a metal pitot tube, dropped the flaps and added detail to the landing gear of this ICM kit.

Xiaoyu also had a Zvezda 1:35 T-90 on table; he built the model straight from the box, praised its excellent fit.





Eric McClure scratch-built the missing mantlet on Dragon's M103; he used Apoxie Sculpt to get a realistic canvas effect.



Laramie Wright has nothing but good things to say about Tamiya's Crusader close-support tank; it was based on a great kit, and the re-boxing and update was equally good.




Marv Eberhardt's Philippine M5A1 also came from a Tamiya kit; he added the exhaust deflectors Tamiya forgot, and mixed dark yellow into his Tamiya olive drab at a 1:4 ration to get the appropriate Army OD.





Ben Pada added a little detail to the cockpit of Tamiya's very nice 1:48 P-47. But he's gone all in on another Tamiya F4U Corsair in 1:32, with lead seat belts, an Aires engine and other details.



Lou Orselli is converting new Airfix 1:72 Bf 109G-6 into the two-seat G-12. He spent two nights sawing, cutting and sculpting on the fuselage.

Lou says the fuselage bumps on Airfix's G-model are oversized and need reworking.



Al Kuhn's new project is a scratch-built rendition of the Rengstorff Mansion in 1:87. Al has two outbuildings – the windmill and the water tank – scratch-built, using mostly styrene strip and sheet, with wood used for the windmill, plus a few off-the-shelf architectural flourishes here and there.



Chris Bucholtz has started work on not one but two Fokker D.VIIs – an early OAW-manufactured machine and a later Fokker D.VIIF. The kits are from Roden, the decals are from Printscafe and the many, many photoetched parts are from Part.



Greg Plummer tackled Trumpeter's 1:48 Vampire; he said it was easy to build but not really that accurate. A camouflage scheme as worn by the Dominican Republic's Air Force breaks up the shape so you can't see where it's short very easily!



Greg's finally getting to build a 1:144 model of the Starship, the plane owned by Bobby Sherman and leased to various groups, including "The Song Remains the Same"-era Led Zeppelin. The engines are rather out of scale, but you can get accurate aftermarket engines for the Roden Boeing 720 if you really want them.

(MINUTES MARCH ON to the FINISH, at sheet 2)



CONGRATULATIONS TO

Louis Orselli

FOR WINNING MARCH MODEL OF THE MONTH



7:00 PM

FRIDAY

APRIL 17

at

COMMUNITY ROOM

Milpitas Police Administration Building

1275 N. Milpitas Blvd

Milpitas, CA

