



# THE AFTER MARKET SHEET



VOL. 47A, No. 10A [www.svsm.org](http://www.svsm.org) OCTOBER 2013

A Publication of the SVSM Chapter of International Plastic Modeler's Society, USA

## **"A" IS FOR ARMOR, SAYS "RED"**



**" MODELS WITHOUT PROPELLERS AND/OR JET ENGINES"**

Text & Photos by: Rodney J. Williams

About 15 years ago I took a break from building airplanes and started on my first tank which was a 1:35 scale M-47 Patton Tank made by a company called RENWAL. I did not take lots of 35mm photos of it like I do today with the advent of digital imaging.

Anyways, it was right out-of-the box. The entire tank was painted with a metallic silver paint, then it was over sprayed with some of my Tamiya O.D. The tank was lightly sanded until the O.D. came off in several spots to show some sort of weathering. I went over to D&J Hobbies and bought me some diorama modeling supplies, (wooden base, sand, rocks and other stuff). I applied some sand to the wooden base and added some rocks. I used ordinary Future Floor Wax to represent water, brushed it on the tank then sprinkled on the sand and dirt.

My next project was my 1:24 scale "ROMMELS ROD" halftrack. It's another *(continues sheet 4 thru 8)*

*Editor's MisBehavings* – this month's editor, Mick Burton

***“The Last Flight Out Is Already Booked for Us All, Better Prioritize To Enjoy Before Boarding”***

Several topics of recent circumstance were on my fingers when I set out to pour into this issue's editorial. Somehow life made sure I just focused on getting bit more real. But then, nursing beloved member of your family (albeit 4 legged) in his last days does punctuate one's own underlying sense of what Door's poet Jim captured well “No One Here Gets Out Alive”

“**Our hobby is dying**”, again it's a thread I've run across in room conversations and online forums aplenty again recently.


Sorry, but just this week I again for one, got a sharp unexpected reminder: **NO, OUR MODEL HOBBY IS NOT DYING** But WE are, with a schedule never of our choosing or exactly going to get “slow” in the coming days, months, years. As in a very appreciated to me “new modeler of old” passed unexpectedly at my work early in week. I 'd saw his last bus out just past midnite at my day job on way home from “my night job” At time, didn't know that was new to “my community” avid car modeler David taking his last flight out. Learnt that sad news next day in middle of my tasks when his wife Esther came to let me know he'd not be needing those flyers for “Out of Africa” after all. Only knew him 18 months, he'd spent most of them in a fancy motor chair with all the requisite “life extending features”, but he was as much as any of us, passionate to share his love of the hobby of miniature art up to his last moments that I knew him. Yes, OK Baby Boomers I am kin with, sure, whistle on past and tell me to get over it, lighten up, be less maudlin, over the top, David was after all, 80 years old.

Yes, like my ailing feline of 13 great years, “in the expected range for this sort of thing to happen”, oh sure I know well. It is also a fact: I 'm aware of more keenly than some, less than some others in my community of which you are a part of too, that we will and are in fact, sharing in the Dark Side of Boom. Namely that a sharp divide of folks NEAR OUR OWN AGE and those “in the expected range” (which weirdly to me, now is like in the 90 plus growing demographic!) are in fact going pretty much at a similar pace. Will be for a goodly while, a curse/blessing of our particular footprint in history in large part.

But having had recent events of mine majorly affected (trips cancelled, events re-configured last minute for management, plans to “have that beer next summer with dear friend X” scuttled in a worst surprise possible) all within last 45 days and is not abating . Have my own direct link, the man who got me into modelling and other passions of my life has now gone into that ugly twilight they call Alzheimer's with about 36 months to suffer until he is 90 years & gone... I will put it this way:

Wiser soul than I can ever hope to be told me long ago, it's a young person's conceit to feel as if they are going to live on forever. So they tend to *waste a lot of the best years* of their lives *not getting ready* for that which they, if lucky, will be far more for much longer. **Old**. Or getting older. Only to find out from Life “as hard way” that no, *growing old ain't for sissies*

Oh, mayhaps you won't be getting there with cherished friends and yes, “annoying such and so's” in as complete a set as a only a young person can fantasize about but mistake it for “reality”. Advised was I and others with me by this sage soul, to once in a while realize, this all was here before you, will go on with or without you, but if you want to really enjoy it and be leaving your mark in it, leave it in the way that someone misses you on your passing and feels it was always TOO SOON.



GET REAL (we're all not going to finish all that we set out to do... we better have fun while doing .dealing that and prepare like the last guy did for us or we have really blew it) A very generous soul, who spent some very quality time with many of us in the past years of both SVSM & Fremont and had a huge presence later years online. Friend Fariborz “Fred” Shammas whose grand recent picture is on the left... he left us with no real warning recently, in only early 60s. On right, one helluva guy from Up North. Whom many of us had a distinct pleasure in sharing in all the mischief he be at muster, Mr Stephen Tontoni of NW Scale Modelers



and IPMS Seattle. He utterly shocked us, leaving a hurry just weeks ago, no “confirmed cause” as yet, but he never let me know we were only two years apart (I thought all these years he was 10 years younger than me). Steve was on my “damn it now I missed Colorado Nats I'll have **that next beer I owe him** at 50<sup>th</sup> anniversary NATS” list. Well, now I won't ever. No longer be able to enjoy his excellent spirit, and share how he was one of the very few who could “Out Sawyer” Tom hisself.

**My purpose and point here** isn't to bemoan the “dying membership” or lament any personal bereavements or whine like it is all some inconvenient conspiracy to muck up my oh so important life. **NOT AT ALL**. It's more to emphasize that you all best be a mite more civil to one another and your “annoying persons list” Or be a bit more generous to share what you love and know to someone else, or someone you love, or admire, or always felt be good to get to know better. Because, more now often than ever before, we all are going to get rude reminders we may not have as much time on our clocks as we'd like to act. Honestly, truth is how we lived our priorities “mid sentence” will really be our epitaphs. Bee seeing you – *mickb*

**UPCOMING EVENTS CALENDAR AS OF SVSM MEETING 11-15-13**

**Friday, November 15 2013**

**IPMS/ Silicon Valley Scale Modelers** monthly meeting. Editor's Contest Theme is " MOAB 2 "

**Saturday, December 7 2013**

**IPMS/ Silver Wings** host their annual Winter Classic "SilverCon" Theme is " Days of Infamy "

**Friday, December 20 2013**

**IPMS/Silicon Valley Scale Modelers** monthly meeting, "Gift Madness" is theme. Locale MPD Comm Room

**Saturday, February 01 2014**

**NNL West 2014** host their Show, theme "1964" Santa Clara Convention Center, Hall A Santa Clara CA

**Saturday, February 15 2014**

**Hobby Expo 2014 in Petaluma.** Theme TBA same dream team same locale

**Friday, February 21 2014**

**IPMS/ Silicon Valley Scale Modelers** monthly meeting. Editor's Contest Theme is "From Goddard to Gagarin" An all "Real Space" subjects competition for his (Editor) birthday month celebration.

**Friday, March 21 2014**

**IPMS/ Silicon Valley Scale Modelers** monthly meeting. Editor's Contest Theme is " The Beatles Invasion"

**Saturday, April 5 2014**

**IPMS/ Silicon Valley Scale Modelers** host their *first* SV Classic Contest & Show, theme is " 1964 "

**Saturday, April 12 2014**

**IPMS/Seattle** host their Spring Classic, theme TBA. Renton Community Center, Renton, WA

**Friday, April 18 2014**

**IPMS/ Silicon Valley Scale Modelers** monthly meeting. Contest Director's Theme is " Solid ! We're Done"

**Friday, May 16 2014**

**IPMS/ Silicon Valley Scale Modelers** monthly meeting. Editor's Contest Theme: " The 80s "

**Friday, June 20 2014**

**IPMS/ Silicon Valley Scale Modelers** monthly meeting. Member's Contest Theme: " The F-1 Challenge "

**Friday, July 18 2014**

**IPMS/ Silicon Valley Scale Modelers** monthly meeting. Editor's Contest Theme: " Day of Trinity "

**Saturday, September 6 2014**

**IPMS/ Reno High Rollers** host their 15<sup>th</sup> ! Theme is TBA. Locale Desert Heights Elementary, Stead NV

**Sunday, September 28 2014**

**IPMS/ Fremont Hornets** host their **TENTH TriCity Classic**, Contest Theme: " **Out of Africa** "



O.O.B. model, I had no problem when it came to assembling the two skeletons and the rest of the kit parts. I used some styrofoam for my base and lined the edges with more styrofoam strips. Since I live out here in the Colorado desert, I just screened some desert sand. Then I used that with some rocks on my foam base, including some dead desert bushes, and my “Rod” won a trophy at the 2010 Phoenix, Arizona IPMS/USA show.



With this “win”, I was inspired to build more armor.

So I started out on a 72<sup>nd</sup> scale Dragon M4A2 Tarawa tank.

Then including another Dragon 72<sup>nd</sup> scale German King Tiger tank, in my new armor effort.

I bought some oval wooden bases at the local Walmart store in Cortez, Colorado, and applied modeling snow to one base then coral sand on the other base.



Both models were “easy” builds and were out-of-the-box.

I got online in late 2011 and bought some more armor and then won some at a local model show up in Grand Junction, CO... Wow! I’m loaded with more armor.

I built three models within one week in early 2012, as they too, were O.O.B.



The 1:35th scale ARMATA “1897” gun kit was made over in Europe, somewhere.

You can make the wheels roll, plus enable gun barrel to move up & down, if desired.




My next model was by Italeri. It's a 72<sup>nd</sup> scale Sd.Kfz.250/3 Half Track vehicle.



I added a sun cover to the kits rack by cutting some quilted kitchen paper towel and wetting it, then laying it on top of the horizontal bars that then were painted with some white glue. When nice and dry, I carefully trimmed this paper on all four sides of the rack. It was painted with the rest of the model. Lastly, I made a foam base and applied some Colorado Desert sand along with a dead bush.

Tamiya's 48<sup>th</sup> scale Kubelwagen T-82 was ready to build right o.o.b. Not much to say about this kit except it was a "snap" to build, (a 2 day project !).



My next armor project was a 72<sup>nd</sup> scale Russian T-55 Medium tank, kit was made by Trumpeter. The box art showed the tank in a winter setting and it was painted white, so be it! I place my tank on a small piece of local desert sandstone and added some model snow.



Another Russian 72<sup>nd</sup> scale tank called T-34/85 was another easy build for me. It called for two shades of Russian Grey Paint. My colors may in fact not match, but that is ok with me. Those red decals stand out very nicely on the lighter grey paint.



My Panzer VI-Tiger 1E is by Hasegawa and is in 1:72 scale. It's right out-of-the-box. It was glued to a sandstone base.



Get this name: STURMGESCHUTZ III AUSF. B. It's a German tank and was made by Trumpeter in 1:72 scale and built O.O.B. I made a foam base and covered it with some local desert sand and added some dead bushes.



1:72 Scale Trumpeter German Tank "Sturmgeschutz - III Ausf.B"

My Tamiya 1:35 scale 7.5cm Anti-Tank Gun was another easy build with some movable parts. The kit came with some men but I did not use them, as I am not good at painting figures.



My last project in this story is my 1:72 USMC LAV-C2 wheeled vehicle.

I painted this 8 wheeler in a desert-like color, attached it to my foam base that had been covered with our local desert sand plus some source vegetation.

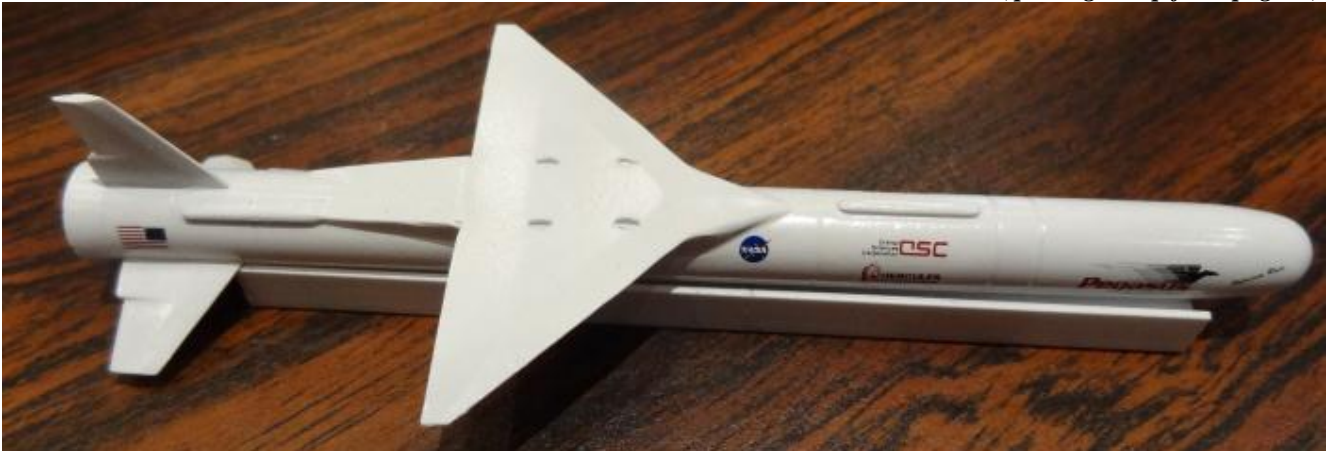
**FYI:** If you want to buy some desert sand I have several tons of it on our 6+ acres.

\$15.00 + shipping for a one pound box.

Building armor is great fun, so if you get bored building airplanes, go switch to any kind of a model that doesn't have a prop and/or a jet engine attached to it.

- *fini* Rodney





### **SVSM EDITOR' s CONTEST FEBRUARY 2014 " From GODDARD To GAGARIN "**

ANY and ALL "Real Space" subjects literally from the beginning. Paper Proposals to Prototypes, Any type. Basic premise: ANY subject you like, any Nation or period. As long as it's clearly connected to Real Space Age in development or design. X-15, X-17, X-38 included. Don't forget the "Lifting Bodies" series which lead to the recently retired Space Shuttle. That's the M2F-1, 2,3, HL-10, X-24. Also Soviet counterparts (EP-01, Buran). A Titan I, II, III, Redstone, or Thor ballistic missile is okay even as military (war) payload version (since they have "civil" booster cousins). Same applies to Soviet SS-6. Obviously the Mercury/Gemini/Apollo, Vostok, Soyuz, Salyut, Luna programs qualify. As do all the "spy satellites" and their launch vehicles. Don't forget there's more than a few other nations that have put vehicles into Real Space, with kits or means available to model. There's a LOT of potential kits to put in as entries. Make your own "crash effort" join in with Editor's birthday month fun.

### **SVSM MEMBERS' CONTEST THEME MARCH 2014 " The Beatles Invasion "**

FOR THIS ONE IN COMPLETE DETAIL, PLEASE GO TO SHEET x of this month's publication of TAMS

### **SVSM EDITOR' s CONTEST MAY 2014 " The 80s" (aka Modelling Miami Vice II)**

ANY and ALL "F-80s" for a start ! (F-80, F-82, F-84, etc) Olds "88" cars. Any 88mm weapon/system. T-80s. Any 1980s auto marque. Convair 880 or 580. Airbus 380. Work on the seed, find a way that fits your need.

### **SVSM MEMBER's CONTEST THEME JUNE 2014 "THE F-1 CHALLENGE "**

For ALL F-1 Cars of any era, plus if that doesn't suit you, also open to Century Series a/c, also Certain Mirages, Fords and whatever other clever rules benders can devise...

### **SVSM EDITOR' s CONTEST JULY 2014 " DAY Of TRINITY "**

As some fun, here's the basic outlines: Simplest entry method, bring to enter any group of three "NEW" to our table subjects you built. Or slightly more complex, a single entry on a "Tripled" theme. (TriMotor, TriJet, Tri Wheel Auto. NO, Tricycle gear aircraft by themselves, aren't okay as single entries). Or, go for nuclear option, again, single entry subject allowed as long as it's clearly "The BOMB". Nuke weapons (ICBM, IRBM, SLBM, Tactical missiles as delivery vehicles. Bombs, too.) Subs, Aircraft, Armor delivery vehicles, NOT eligible alone.

### **SVSM EDITOR's CONTEST THEME NOVEMBER 2014 "THE SHARKS SPECIAL"**

Celebrating San Jose's puck head connection, of course with a twist. ALL Shark Mouthed vehicles, EXCEPT for P-40s !, are eligible to compete here. ALSO since Editor and his adviser VP happen to like them, ANY C-2 Corvettes also (with or without "shark mouths") are eligible. Usual \$ 10 per win ☺ (Asking WHY? Easy. As they are directly connected by "Mako Shark" design exercise car ) That too is part of this "Special" and don't forget that hideous "Tiger Shark" model car hobby show kit special. Why NO P-40s? It's the Editor's gold, he makes rules. They're cliché, looking for some variety here.

Where We Remind of an Upcoming Club Contest Already Announced for 2014 (That then now we're on page ten)

**SVSM MEMBERS' CONTEST THEME MARCH 2014 "The Beatles Invasion"**

**I Get By With A Little Help From My Friends** (when planning concepts for Club Contest) summarizes it. Alternate Title (a medley) "Something"/"You Can't Do That"/"Tell Me Why" really exemplifies its conception thru gestation to birth. – OR- simply be referenced as a "BEATLES SONG THEME CLUB CONTEST" Okay?

We're just having some fun here, but this is indeed, a SERIOUS OFFERING of COMPETITION. Here's how: FINISH an entry (or three) that qualifies within the following Strict Guidelines, bring to 2014 March SVSM:

ANY INSECT KITS (as long as they're Beetles !)

ANY VW Beetle kit (one guess why)

**Yellow Submarine/ Sgt Pepper's Lonely Hearts Club Band**

(ANY Primarily Yellow or Submersible subject, or both)

**Back in the USSR**

(all Soviet subjects)

**Drive My Car / Long and Winding Road**

(any car)

**Blackbird** (gee... guess)

(limited to Lockheed subjects U-2/A-11/F-12/M-12/SR-71/D-21)

**I am the Walrus**

(Supermarine subjects)

**Norwegian Wood**

(any Nordic subject)

**Carry That Weight**

(cargo mission vehicle of ANY type)

**Happiness Is A Warm Gun**

(any artillery piece)

**Hello Little Girl**

(any female anime figure)

**Hey Bulldog**

(any M41 tank or Bristol Aircraft)

**Searchin' / Looking Glass**

(any model of NEACP or an AWACS/Standoff radar picket or similar mission craft)

**Matchbox**

(any kit from the aforementioned) (yes, seriously, look this song title up in Beatles listings)

**When I'm Sixty Four**

(ANY 1964 subject)

**Young Blood / What's the New Mary Jane**

(for ANY NEW SUBJECT (NEVER BEFORE KITTED) IN LAST 24 MONTHS)

**Yer Blues / For You Blue/Blue Jay Way**

(any PRIMARILY Blue Subject)

**Act Naturally / Maxwell's Silver Hammer**

(any primarily NAT METAL plus MILITARY MISSION subjects)

**You Won't See Me / You've Got to Hide Your Love Away**

(Stealth tech subjects)

**A Hard Day's Night/Good Night/Mr Moonlight /Tell Me What You See**

(Night Fighters or Night Attack a/c)

**Hey Jude**

(WW2 Japanese a/c Yokosuka D4Y "Judy")

**Free Bird**

(freedom fighters air or land)

**Revolver**

(Primarily white and black subjects)

## SPOOKY?, YES ! Editor *Totally Shocked* At Chance To Publish SO Soon

*His Pleasure When Late OSS combines With Early Arriving Minutes So Plans for a Result In TAMS!*



**At the October meeting**, Mike Burton gave us a nice run-down of the up-coming contests – see elsewhere in this issue for all the details. Suffice it to say there are many opportunities to show off your handiwork in the upcoming months! (*Minutes by Chris Bucholtz, Photos: M Burton, who ran most of meet*)

**In model talk ...** Kinley Calvert discovered the happy coincidence that the Glencoe N-Scale model of the U.S. Capitol is the same scale as the “Earth vs. the Flying Saucers” model of a saucer crashing into the Capitol dome. As a result, he’s bashing the two together.



Kinley also got a chance to show off his 1:350 NCC-1701 Enterprise starship from Moebius Models, which Kinley has completely lit – in fact, it’s better and more completely lit than the series’ shooting model!

John Carr combatted the AMT Klingon cruiser kit’s bad fit and has it assembled and gap-free, and he now plans to weather it heavily. John’s also at work on a figure of a Marine in 1805 in action against the Tripoli pirates; he says the figure’s rifle needed to be completely rebuilt, and the various mold issues have been addressed through the use of CA glue and baking soda.



Chris Bucholtz has the wings on his CMR Curtiss R3C-2 and he’s close to adding the floats; he says it may have been easier to take the Hasegawa fictionalized R3C-0




from “Porco Rosso” and make it more accurate! His F9C-2 Sparrowhawk from the Pegasus kit is fully painted; it required a lot of masking tape to get the seven colors on the model where they all needed to be.



As a break from these two kits, Chris is working on a Tamiya P-51D Mustang. His soon-to-be Tuskegee Airman aircraft is

painted using various shades of Testors Metallizers.

Mike Schwarze found a dollar-store toy dinosaur and started modifying it; he says the mystery monster he is depicting will be apparent at a meeting sometime in the future.



Ben Pada’s work on his Tamiya 1:32 F4U-1 Corsair has the airframe essentially complete and the engine built and wired. Ben says this is a really nice kit.

He’s also nearly done with his factory-floor Il-2, built from the Tamiya 1:48 kit.



He painted all the wood panels with enamels and streaked oils for the grain, and finished the metal areas with SnJ.





Ron Wergin's Tamiya Panzer III was the first tank he built, way back in 1974. Its current incarnation has photoetched parts and some details from a more modern Panzer IV kit.

Mark Balderrama used a paper kit to put together a Bf 109 model right at the meeting!



Shervin Shembayati is embarking on two new projects, Eduard's 1:48 P-39Q Airacobra and Revell of

Germany's Bf 109G-6 in 1:32 scale. He's finished the 1:24 Tamiya Alfa Romeo GTE, and he's also completed a neat 1:32 Airfix Jaguar XKR GT3. He says just a little filler was needed on the wheels of the Jag – everything else fit very well. The model was painted with decanted Tamiya spray paint.



Mick Burton brought his museum-piece French 75 in 1:24 for a return appearance, and he also brought in his Zvezda Su-100 imaginatively marked as a captured tank pressed into Japanese service.





Ken Miller showed off his own lighted masterpiece – the Monogram 1:144 B-1 from the “Illuminators” series, which glows pink. Also on display in the dark was the glow-in-the-dark skull Ken built; the kit is 1:1 and comes from Revell.



Ken’s Boeing SST collection is complete in small scale– he’s got the swing-wing version in 1:400 and the solid wing -300 version in 1:600 from the Entex kit.

Ken did a great job with Glencoe’s TWA Disney rocket, depicting it as it appeared in Tomorrowland for many years.

Mark Schynert’s 1:72 Monogram F-82 Twin Mustang gave him so many alignment issues that he sawed the tails off and cut the center wing section, then reassembled the components in alignment and sanded out the seams. Mark plans on finishing the model in natural metal! He’s also working on the Academy 1:72 Allison-powered P-51, and he’s painted his Valom Buckmaster, which has been a battle start to finish.



Cliff Kranz built his M31 retriever w/ winch from the Tamiya Grant tank, with Verlinden conversion. Cliff said the Verlinden instructions were terrible and required a lot of trial and error.



Kent McClure's daughter is getting into Dungeons & Dragons, so helpful dad Kent broke out some spare figures and painted them up for her use. Kent glues his small-scale figures to popsicle sticks to provide a handle while painting them.



Laramie Wright was trying to get Tamiya's Brewster F2A-2/339 finished as a Dutch defender in time for the Fremont contest, and while he may not have completed it in time, he did learn that this is a nice kit for its age, needing just a bit of extra detail in the landing gear compartment and the back of the engine.



Laramie also has a Sherman IC Firefly underway, and he's modified it to represent a tank of the Polish 2nd Armored Division by adding storage boxes, removing the shell ejector port and adding armor on the turret's right cheek.



Laramie's Dragon Panzer IV Ausf G came from an old kit, he says, and he had to replace the muzzle brake after his cat chewed it off, but it was still a winner at Fremont. Laramie also added Tamiya pioneer tools to the model. Laramie also completed Dragon's Panzer III Ausf M as a tank that fought at Kursk.



And the Model of the Month went to... Ken Miller, for his Glencoe 1:126 Convair 880, evocatively posed as one of the Convairliners stored at Mojave for many years. The nose gear strut broke – but in this portrayal, that looks realistic!

Our Odd Jobs contest featured models in out-of-the-ordinary scales.







Al Kuhn has a Wright Flyer in 1:72, but he found Monogram's old Wright Flyer a fun change of pace because it's big enough he can actually see it! Mike Schwarze's alien figure was issued both as a 1:5 and a 1:6 kit; its silver suit was a happy painting accident, although Mike may re-paint the alien's face and hands. Mike's also completed his Tamiya Corythosaurus, and he even created a base from scratch as a habitat for his critter. Eric McClure's Revell A-1 Skyraider is 1:40; he built it in the early 1970s, and it's the oldest model he still has. Ken Miller's Monogram "Badger" bomber is in the ever-popular 1:187 scale, and his beautifully-built Monogram DC-3 is in box scale of about 1:90. Max Balderrama's Camaro is in 1:32 scale; his small P-51D is in a scale around 1:120 or so. Max Balderrama entered paper models of Spongebob Squarepants and Patrick, which would have been odd in any scale. Eric Lenk's human brain and spinal column came from an original Renwal kit, and it's in 1:1 scale (for most people). Cliff Kranz's dusty Martin P6M Seamaster came from the classic Revell kit in 1:136 scale. Laramie Wright's 1:77 Fort AT-4 Trimotor came from a recent Revell reissue, and includes some nice new decals that performed well. Mike Burton was on a Hawk 1:96 Vickers Viscount kick a few years ago, and two of his turboprop airliners were on the table. So was his oh-so-close to being normal scale 1:47 BOMARC missile from the Revell History Makers series; Mike used SnJ and Liquiplate to finish the maintenance stands and launch hardware. Mike also brought in an all-gray prototype Fokker Triplane from the Smer 1:50 kit, a survivor of a past contest. Christine Anderson used Zvezda's 1:100 kit to build one of the Corsairs from the movie "Planes." And the winners were...

In third place, with his ANA 787 in the Panda scheme, was Greg Plummer. Greg used the Hasegawa 1:200 kit which came with these markings. In second place, with his Testors 1:6 hemi engine, was Greg Plummer! The kit was a mix of plastic and die-cast parts, and Greg said he had to add just a little detail. And the winner, with his 1:87 Roco M60A2 "Starship" tank, was Greg Plummer! Greg lamented that this was the most accurate M60A2 in any scale. – chris fini

*AND of course!, AS THIS is a TRICK OR TREAT set of Newsletters, MORE COMING NOVEMBER OSS  
- mick fini*

## ALL MANNER OF ODD JOBS and A MATTER OF STRICTLY OOB



### SVSM EDITOR'S CONTEST THEME NOVEMBER 2013 "MOAB2"

**MOAB2** for November, our last meeting of 2013 with models on the table to talk over. A simple and basic premise: Build ANY subject you like, ANY scale you like. Out Of The Box. Yeah. Here's the rub. When and where we (me) say "out of the box build"... it's meant as just that. So? What's so "difficult" or "new" there?

I'm sponsoring this little "clubtest" which is termed as one "MOTHERF#\$@ \$! Out A Box Build". Thinking; nowadays one should be able to find a fine kit to build literally straight out of the box (or bag). So starting there, show you are a credible skilled modeler willing to compete true "OOB" without any "tiny gives". We'll see ☺.

Awards this go: \$20, \$15 and \$10 (for entrant placing as 1/2/3) since I'm among those who will put their money where their mouth is. Give it a shot, hey?

Works out best explaining in "negation first" rules statement form:

**AIRCRAFT** : NO on standard "allowance" for "paper or tape seat belts" or other silly compromises ala IPMS USA. If your kit didn't have seat belts, the "control stick you always wanted", gun barrels of right diameter or pitots of same, tough luck. Same answer on "substitution of decal markings". If you can't prove they came in the kit you chose, don't bother to enter your model here, as we won't pay. **RESCRIBING?** Allowed as in a most MINIMAL application. If you think it's clever to "sand everything, so of course, all then needs to be rescribed to restore detail", be my guest. Then plan to enter model in the USA Nats or someone else's OOB rules contest. See, you've outsmarted yourself by being too bright for me. No, using kit instructions to make paper belts, altho clever, won't pass go either.


**ARMOR**: NO substitute tracks, decals, or aftermarket bits. Rules apply just like aircraft, on any rescribe, too.

**AUTOMOTIVE**: NO substitutions or aftermarket or wiring, etc. Just what was in box.

**SHIPS (maritime)** : NO substitutions or aftermarket, etc Just what was in box.

**SHIPS (Space/Fant)** : NO substitutions or aftermarket, etc Just what was in box.

**FIGURES** : NO substitutions or aftermarket, etc Just what was in box.

 **EDITOR**  
SILICON VALLEY SCALE MODELERS  
P.O. BOX 361644  
MILPITAS CA 95036  
Email : dens25403@mypacks.net

