



THE AFTER MARKET SHEET



VOL. 48A, No. 3A www.svsm.org MARCH 2014

A Publication of the SVSM Chapter of International Plastic Modeler's Society, USA

RODNEY TRIES HIS HAND AT TWO WHEELS



1:12 SCALE TAMIYA "SUZUKI-KATANA GSX1100S" MOTORCYCLE

Text by: Rodney J. Williams

Model Photos: Rodney J. Williams ©March 28, 2014

In early 2011 I was running out of models to build so I got on "SCALEHOBBYIST" website to find something unusual to build. Alas, I came up with the idea to buy and build a couple of "motorcycles." *(continued page 3)*

Editor's MisBehavings – this month's editor, Mick Burton

“ To Friends, Gone Now but Not Forgotten, on Eve of the Newest Rendering of Their Shared Fun ”


As we are now on the eve of our first SV Classic, you may or may not be aware it's under the direction of a member who has been on board for a good number of years and done much fine service for the last Contest Director. Why this strikes me as somewhat a more striking milestone beyond this event being part of our 50th year as an IPMS USA chapter, with us older than that? Perhaps it's because this time, there's an intent to have “generational shift” at this significant point, similar to one the last Kickoff Classic Contest Director became part of, when he joined then SJSM. One that happily repeats spirit of that eventual passage, which meets a personal goal set by him. To honor and embody that unmistakable ethereal substance that eludes so many others in life, that was well understood and shared by two friends of his, captured in a catchphrase by one.

Signal though more, is how these two lived and breathed this principle, it wasn't just “marketing” with them or with those they called friends. So first, the “watchwords”: “Modeling and Friendship Go Hand In Hand”. Attributed to “another avid modeler” by the friend I will now be championing as the true co-author of it, William “Old Bill” Magnie. His good friend, Tim Curtis, another co-author. The SVSM Service Award is given as a Memorial Award in honor of Tim Curtis, and our Best of Show Junior Award is given as a Memorial Award in honor of Bill Magnie. These awards could be reversed easily, as these gentlemen were equally generous in both arenas, among others. I knew them as friends thanks to this model club they and their friends, had formed and shared. Same who kept it alive through thick and thin, defended against toxic passers through, as they also educated those willing to meet them on their terms, on how it's done. Ten years after I had joined up, I was first time succeeding to become President, after having served as other posts with “first generation” over that time.

Now, ten years after he has served in his own path to lead to a similar juncture, Mike Woolson made it possible for me to see the same passage. I look forward to how “the Next Generation” takes us into the future that Bill, Tim, Jay, Fess, Doug and others gave us the chance to build on. Here is an excellent reminder, written by then President Bill Magnie, on eve of our first club contest event, 43 years ago!

By the way, Tim Curtis as President was one of my Role Models, and also provided plenty of Action not Talk models for me, over the terribly short time I had to call him and Bill my friends. I still remember too well when a new generation member as officer, made the egregious error of wrongly impugning character of another Founder, Life Member and Friend of Tim, Bill and luckily for me, I. Tim publicly but quietly,

made it quite clear he'd like to step outside to straighten out any “mistaken ideas” another had, as to any “debts” owed by one Jay Sherlock. Thankfully, all went on without need to be



STATEMENT

Tonight marks the inaugural of our first quarterly chapter contest and likewise our awards program.

As decreed by the charter, all I. P. M. S. contests are open to members of any chapter.

Let us not allow the competition aspect of our hobby damage our willingness to participate or deter our desire to share and improve our skills.

Once again, I quote one of our most avid modelers, “friendship and modeling go hand in hand”.

You have come here and will leave here with the spirit of friendship above all else and let no event or person change that.



Respectively submitted 7/9/71

Handwritten signature of W. E. Magnie Sr.

W. E. Magnie Sr.
President

I. P. M. S. San Jose Chapter

adding “The Enforcer” to Tim's ample service to club official duties Thank you two too soon departed friends and modellers great, and a life blessing I can still prove to be annoyance real time to dear Jay Sherlock and Doug Summers, of the First Generation. Model On!
– mickb (of the Second Generation)

EDITOR'S TABLE OF CONTENTS MARCH 2014 AFTERMARKET

- 1) BEGIN SAGA OF SUITING UP RODNEY FOR MAKING HIS BIKE (resumes at 3 until 7)
- 2) EDITORIAL/TABLE OF CONTENTS
- 8) BONUS GALLERY OF R J WILLIAMS SUZUKI TWO WHEELED ROAD ROCKET (two pages)
- 10) REMINDERS ON UPCOMING (6) CLUB CONTESTS FOR 2014 ALREADY ANNOUNCED
- 11) REVIEW IN DEPTH PHOTO ESSAY OF MARCH 2014 CLUB CONTEST (7 pages)
- 18) RESULTS ARE IN for 2014 MARCH MEMBER'S CLUB CONTEST “ THE BEATLES INVASION ” (4 pages)
- 22) REMINISCENCE (WAYBACK MACHINE) “JUNIOR MEMORIES” (to sheet 30) Number Three of a series




After 33 years of building mostly airplanes, it was time for a change with a challenging new venture.

I purchase two motorcycle kits and started building the 1/12th scale Revell “Torch Custom Chopper,” #7316.

Like all modelers, I was going to start on my Suzuki cycle *as soon as I finished the above model.*


Somehow it got left on my closet shelf until this year.

The Suzuki GSX model parts came sealed in clear plastic bags, which lets the modeler inspect all of them without opening the bags. This kit was a real “gem” with next to no flashing on any of the parts.




In the past, I have built several cars in which I have had to remove the “chrome” from many parts. I was amazed at this model as there was next to zero “flashing” on the chrome parts.

So I carefully removed each part from its tree.



During the assembly process, I was able to attach all of the chrome parts to the model without removing any of the chrome except at their attachment points.





Tamiya gives the modeler 14 building steps with data and drawings and you “must” pay “attention” to them or you will screw up the model.

I found out real fast during “Step-One” that ALL of the “non-chrome” parts had to be painted prior to final assembly.



MOTIVATED TO SECOND HIS SUCCESS ON TWO WHEEL MODELING, RODNEY MOVES ON (cont'd from 3)

The first five steps deal with building and painting the 4-cylinder engine, the air cleaner, the rear fender and the exhaust system. The instructions show a real photo of the engine alone and two of it installed in the main frame.



The exhaust system is made up of 11 parts which go together with no problems. A bit of "alignment" is necessary when attaching the four exhaust pipes to the engine. I choose to drill out the small 0.35" diameter holes that were outlined in the two "B-8" insert parts, (photo enclosed). To me, this makes the motorcycle more realistic.



Step 6 deals with building and installing the "rear swing arm" and the drive chain with its cover, including the attachment of the rear rim and tire. The tire went on the "pre-painted" rim with no problem.





Tamiya provides three 1.6mm x 20 screws and two 1.6mm x5 screws to use during assembly of certain parts. One long screw was used to attach the finished tire/rim and drive chair parts to the "rear swing arm."



I may add that the molded chain looks extremely realistic with "NO FLASHING" on it. The rear disk brakes and rear tire rim were in excellent shape as well.

Like my Torch motorcycle, this kit also has a "VALVE STEM and A VALVE CAP" sticking out of said rim(s).

I don't recall seeing any such item on any of my 150 airplanes.



Steps 7 thru 11: deal with the painting and the assembly of the side covers, gas tank, cowling, elongated seat, chrome plated head light unit, rear shocks, a small rear deck above the tire, the license plate bracket, the tail light and the two rear turn signal lights which I painted orange on the inside.

I also painted with a gloss red paint on the inside of clear plastic tail light cover.



Tamiya supplied a long section of 1/64" I.D. black flexible hose to use for the brake cables, spark plug wires, including cables for the throttle, tachometer and speedometer. Tamiya also included a diagram showing how long each section of tubing should be cut for each application.

Remember: "You can always cut some more hose off but you can't cut any more back on."

Next item up for building was the "Steering Stem Head" that contains the housing for the speedometer, the two rear view mirrors and both handles. This unit would be connected to the 2 part front yoke, including the front fender, tire/rim and front disk brakes. If you follow steps 12 thru 14 carefully, you will be done with the model.

The next items to be attached are the two front pre-paint front turn signal lights, the two rear-view mirrors with their chrome mirror inserts. The tire and front disk brakes are attached to the bottom of the yoke with the 1.6mm x 20mm long screw provided in the kit.



The front yoke assembly is now ready to be attached to the motorcycle frame and then I carefully attach the "Steering Stem Head," (the handle bar unit).

To secure it all together you just insert the other 1.6mm x 20mm screw down thru the top of the steering stem head. I left my screw a bit loose so that I could turn my front wheel to either the left and or right.

The cycle seems to be finished except for applying the kit decals and windscreen.

AFTER NICE SEQUENCE BRINGING THIS TO A FINISH, RODNEY SETS US UP FOR MORE! (cont'd from 5)

The kit decals did not present any problems.



The windscreen just fits on top of the front headlight cover which has no attachment points. The screen has a slanted “molded-in” bracket on its bottom so you carefully add some sort of glue to hold it in place. I choose my long time favorite glue, which is ordinary “Future Floor Finish.” I place a couple of “micro-dots” of it on the bottom of the attachment bracket. Within a few seconds the wax starts to dry. As it sets-up, I carefully align the windscreen into position. A few minutes later I check the screens alignment and make any minor adjustments. A couple of hours later I add a few more “micro-dots” of Future.



NOW IT CAN BE TOLD (THE REST of THE STORY BEHIND the TWO BIKES OF R J WILLIAMS) (cont'd from 6)

The next day I check out the model. It meets my approval so it's time to take my photos of the finished model and add them to my "in progress" building photos. Once finished, I download the folder onto a back-up CD.



I would highly recommend this kit to anyone who wants a real building challenge.

Happy Motorcycling

Rodney

P.S.

This model is dedicated to Mike Meek for the following reason: I took my "TORCH" cycle to 2012 SVSM annual contest and entered it in the motorcycle category.



Prior to judging, Mike comes up to me and asks:

Is that your yellow motorcycle in the category?

I said, yes ? Mike says:

Rodney...you have the handlebars on backwards!



(photo enclosed).

We go take a look-see.....wow.....I screwed up.

So my excuse is: "Well Mike, it's the very first motorcycle that I ever built."

There were only 3 models in the category so I take a 3rd place. I go home and look at my plans and then "FIX" the model and it wins first place at the next two contests. Hey! Pay Attention!!!!

THANKS TO MIKE I made sure that the handlebars were in the correct position on this SUZUKI.

- *fini Rodney*

TWO GOOD WHEEL TURNS DESERVE ANOTHER LOOK – BONUS GALLERY OF SUZUKI ala' RJW





SVSM MEMBER' s CONTEST APRIL 2014 " SVSM 2014 SPEED BUILD "

As help due a good number are newer memberships or legion of those who aren't apt to remember these odd contests we occasionally put on, review now the simple equations which comprise "90 Day Wonders Mk III"

- 1 . ALL POTENTIAL ENTRIES are limited to those gift items listed in the Official Minutes. So we're clear on that. It doesn't have to be the person who is listed as having took it home, who builds entry.
- 2 . ALL POTENTIAL ENTRANTS are limited to those listed in the Official Minutes. But that's a big list, as you likely have read. Again, if items on list have since traded/sold/given to new hands that are also on the list, they can be entered. As long as item & entrant are on the list, some way, is OK.
- 3 . The ENTRIES TO BE ELIGIBLE TO WIN, must be FINISHED at Contest Entry time. No fancy or restrictive rules on how, just the simple fact of having the item DONE, hon. Feel free to show up in any case, as always, seeing the effort in progress in any case is a reward in itself.
- 4 . The "90 Day Wonders " Part and parcel of the name of the game is this: Twice in the past, we have filled "dead time" between Christmas Meeting, Kickoff Classic events with an announced in advance club contest effectively using the "approx. ninety days in between Xmas meet & March Meet" as the allowed build time, using ONLY the items in Gift Exchange. Since this contest was only announced in January, it's consequently going to clock to APRIL meeting for "the ninety". OK?
- 5 . There will be the easily convertible "US Gov Issue Gift Certificates" for 1st, 2nd 3rd, place if show up.

SVSM EDITOR' s CONTEST MAY 2014 " The 80s" (aka Modelling Miami Vice II)

ANY and ALL "F-80s" for a start ! (F-80, F-82, F-84, etc) Olds "88" cars. Any 88mm weapon/system. T-80s. Any 1980s auto marque. Convaire 880 or 580. Airbus 380. Work on the seed, find a way that fits your need.

SVSM MEMBER' s CONTEST THEME JUNE 2014 "THE F-1 CHALLENGE"

For ALL F-1 Cars of any era, plus if that doesn't suit you, also open to Century Series a/c, also Certain Mirages, Fords and whatever other clever rules benders can devise...

SVSM EDITOR' s CONTEST JULY 2014 " DAY Of TRINITY "

As some fun, here's the basic outlines: Simplest entry method, bring to enter any group of three "NEW" to our table subjects you built. Or slightly more complex, a single entry on a "Tripled" theme. (TriMotor, TriJet, Tri Wheel Auto. NO, Tricycle gear aircraft by themselves, aren't okay as single entries). Or, go for nuclear option, again, single entry subject allowed as long as it's clearly "The BOMB". Nuke weapons (ICBM, IRBM, SLBM, Tactical missiles as delivery vehicles. Bombs, too.) Subs, Aircraft, Armor delivery vehicles, NOT eligible alone.

SVSM MEMBERS' CONTEST OCTOBER 2014 " THAT '60's CONTEST "

FOR THIS ONE in MORE DETAIL, please go to www.mickbmodeler.com, at drop tab "club contests"

SVSM EDITOR' s CONTEST THEME NOVEMBER 2014 "THE SHARKS SPECIAL"

Celebrating San Jose's puck head connection, with a twist. ALL Shark Mouthed vehicles, EXCEPT for P-40s !, are eligible to compete. Since Editor and his adviser VP happen to like them, ANY C-2 Corvettes also eligible. (Ask WHY? Easy. they are directly connected by "Mako Shark" design exercise. Also fits for this "Special") **BREAKING NEWS ! NOW "C-3": CORVETTES ALSO ELIGIBLE THANKS TO MAKO SHARK 2 car** And the worthy persuasive efforts of "Auto Bill" Bauer, who lobbied the Editor on this matter among others ☺ Usual \$ 10 per win. ☺ Why NO "mouthy" P-40s? The Editor's gold, he makes rules. *They're cliché.*



Hello Little Girl, March Club Contest Results NOW SHOWING A Day In The Life of “ The Beatles Invasion ”

Being “ caffeinated ” can and sometimes does lead your Editor on a dark twisted path when pursuing inspiration for themes. You combine



this when he’s out having dinner with a mischievous mind good friend, nothing is sacred. Last July, VP Greg Plummer and I (with inputs also from VP Mike Woolson) finalized a “Member’s Club” contest using The Beatles as framing.

While we had several who remained in long doubt, I think you’ll agree this Field of Battle provided healthy vote

of confidence we had a creatively fun bandwidth. While not everyone managed to finish their entries in time, as

Laramie showed it wasn’t a lack of effort or ideas.





MOST POPULAR CHOICE

“BACK IN THE USSR”

Guess those Ukraine Girls Really do knock you out ...

The “rules” were basically a framework of Beatles songs with the “subject(s)” model that fit there, identified. The subtext of how “Beatle” had flexible interpretations given straight off by first two lines of rules, Insects (as long as they’re BEETLES) and any VW Beetle (guess why) .

Not exactly a shock, with an “All Soviet Subjects” frame, the song “Back in the USSR” proved to be abundant clear favorite of contestants.

Four from Laramie Wright, his 1/48 Sturmovik not done but he made the effort, so I’d be remiss to not include here.

The IL-2 WIP shown next to trio of “Beatle Armory” on the first page of this photo essay, nice “fab four” hey ?

Laramie’s KV and Russian Army Sherman, clearly done and on track for “Back “

I believe they were both the 1/35 Tamiya kits as basis.



Randy Ray’s 1/35 DML SU-100 was clearly a direct shot at the title.

Randy gave a very clear explanation of what the Cyrillic on either side of SU be and if my recall on target I could tell.

Alas, I don’t so we will have to go on.



With great result, Cliff Kranz's Fiddler proved you can make an A model from an Amodel kit. This 1/72 scale 2 seat long range interceptor you see is one HUGE bird. Cliff did report in model talk how this one had challenged his desire to see it through. I for one, am damned glad he completed, even more so entered it here, too.





“ **Hello Little Girl** “ an anime attitudinaut who has a bonus feature, her name is Yoko ! Cheeky lass, to be sure !



Think I heard this while shooting pictures : *Baby ! you can* “ **Drive My Car**”, when the builder of this VW ‘Vert espied Yoko. Tom Orsua never did talk Brian Sakai’s model woman into moving his Bug to front table.

“ **Long and Winding Road** “ also gets this entry qualified, not to mention the “Beetle” connection ...



While I did not record what source of kit was, I did appreciate as I am sure did many others, his fine ride here.



While Laramie, Randy, Cliff all had clear link via Song or in Tom's case, Band name, care to guess on Corsair?



“Yer Blues” or “For You Blue “ or even “Blue Jay Way”. Chris Bucholtz, a sailor and musician/journalist !



Well, lastly, staying on the nautical notion but clearly not USN but IJN now, Mick Burton's strictly Out of Box 1/48 Fine Molds rendering of the D4Y2 Susei. Allied Code Name "Judy". Only entrant for song "**Hey Jude**"



This 1/48th ICM edition of the Yak-7T was placed reasonably adjacent to the contestants. So be it, consider as yet another nod to "**Back In The USSR**" as contest favorite tune to success. Thanks to my erratic meanderings in and out of meeting, I did not get the details for this one. When the Official Minutes arrive, I'll faithfully give the proper credit to the model maker. Love the work and the subject, now I'm motivated to get one done as well



Thanks to member Mike Meek, I was recently aware how Formula One cars specifically, had very "Beatle" bandwidth. Thus, here on contest night, I did the best I could to get Cliff Kranz, builder of this one, to enter this. Alas, he chose not to. George Harrison, my bad ! OKAY – there's the Field of Battle. So who won ...?



"A LITTLE HELP FROM MY FRIENDS"

REVIEWING RESULT of "THE BEATLES INVASION" THANKS to JUDGES David & Christine Anderson
THIRD PLACE (and his own money back to him, sweet! (don't tell the **TAX MAN**)) to Mick Burton for Judy.





SECOND PLACE (and 10 dollars Prize Money out of Editor's wallet)

To Laramie Wright, for his Sherman Firefly Vc.

He had in fact premised this entry, without actually specifically check prior to contest, which wouldn't have ruled it out necessarily, first off.

There is a rich if not so well known or understood historic tradition of our club in house contests having taught many the fine art of "lawyer any rules after the fact to fit the ruling".

While some may interpret this to "the ends justify the means" and no holds barred to win, that's a pretty big miss on the actual true spirit.

Laramie provided here an excellent latest example of the premise in play, and thanks to his bringing it up casually at a dinner beforehand, he had my encouragement with emphasis to follow up with this entry.

Okay. So what is the premise and how did Laramie make this work?

Beatle's Sgt Pepper album has a very well known song that wasn't on the game listing (but that was never a limiting factor, only a guide) to play. Entrants were encouraged to use that as a jumping off point, and that's exactly what Mr Wright did, splendidly. "A Day In The Life" is the song, Laramie clearly spelt out the exact lyric piece he had rule spirit and fact to stand firm with. This is an English Army tank and in a wartime configuration. Now, I wonder if he can tell me, how many souls it takes to fill the Albert Hall?... even if the hole in my wallet is rather small, this time out. Bravissimo, LDW . SO Who is Number 1?



OOOOOH NNNNNNNNOOOOOO ! YESSS **FIRST PLACE** IN BEATLES CONTEST WENT TO YOKO !



YOU READ THAT EXPRESSION RIGHT. A GIRL WON FAIR AND SQUARE, GOTTA PROBLEM ...?!

Congratulations to builder Brian Sakai, and more appreciation than I can express here for how well he weathers the rain of commentary that ensued as he made his model talk on this entry and after he deservedly took First.

THANKS TO ALL WHO CAME TO PLAY, THAT MADE THIS “IMPROBABLE PREMISE” CONTEST ALL WORTHWHILE. FUN? HELL YES. May be next time, we’ll get more builders than “knowing betters”

- fini mick


CHAPTER WAYBACK MACHINE! A Tradition of Helping Juniors

As several of you likely know, as of 2013 a “Junior IPMS Club” was conceived, formed and brought into being by the unstoppable Jinyi “Lily” Liu, with of course support from her father, mother, fellow members David and Christine Anderson. Thanks to her, we can again point proudly to a long neglected segment of rich effort built by South Bay (San Jose) Chapter of IPMS-USA since its inception. Now, thanks to Lily, Dad, Mom, Christine, David, Mike Woolson, Chris Zanella and several others, SVSM can show some layers added to this history.

Take a look now and see just how much there is to meet, match and hopefully set a new bar in this manner of making sure Juniors learn, as Founder Bill Magnie oft quoted, “Modelling and Friendship Go Hand In Hand”



Thanks again are so owed to another Founder, Life Member Jay Sherlock, for reference archives that were created and maintained by Bill into the mid '80s ☺



I.P.M.S. UPDATE VOL. 9/4

SAN JOSE, CALIFORNIA: This chapter of I.P.M.S. once again scored big with the presentation of its 3rd Invitational/Open House held at the Lenniger Center in San Jose, June 16th.

Invitations were sent to all Area 9 chapters, the majority of those attending however were from Berkeley (Golden Gate), Sacramento and Monterey chapters.

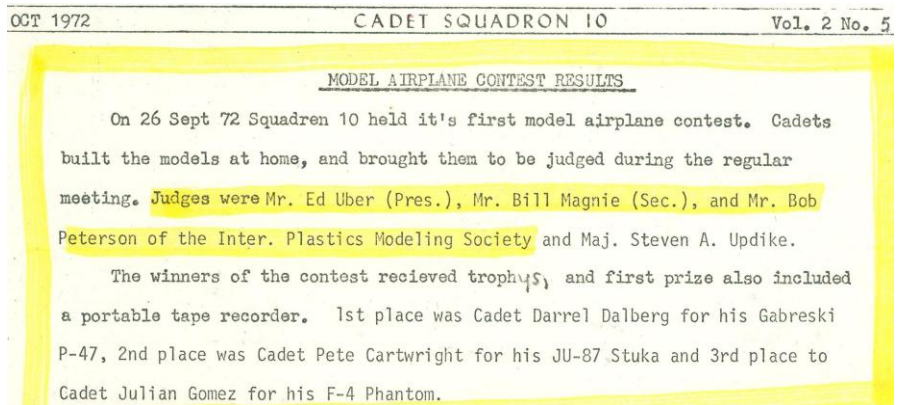
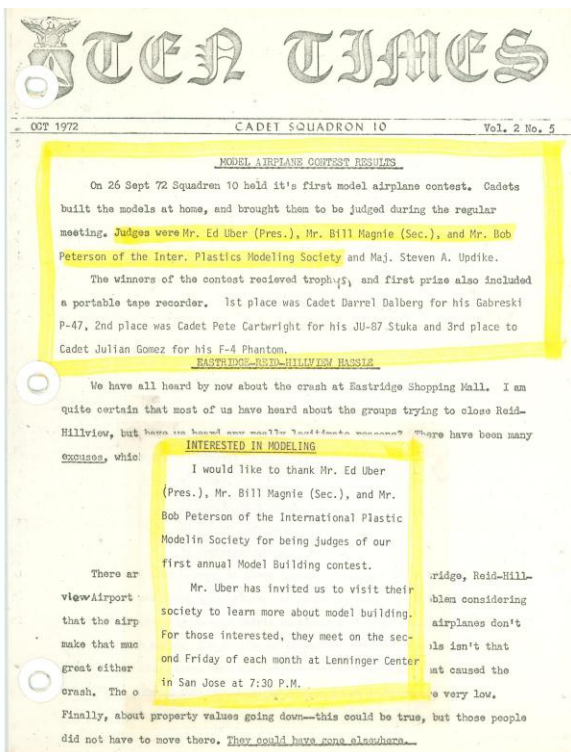
The Sacramento Chapter donated a special trophy which was jointly awarded to the best Junior entry. In summation, a good time was had by all and again we wish to say, "modeling and friendship go hand in hand."

Best regards,
BILL MAGNIE,
 Sunnyvale, California

Although this article will cover from 1974, I thought it caught a making sure the Juniors were as as “The Seniors” As you read, a The San Jose Invitational/Open House of 6-16-74 was provided by IPMS-Sacramento, awardedly by both clubs.


material older than this “clip” good flavor of “community” welcomed and rewarded much Best of Show Junior Award at

Earliest material I have from archive will appear later, as it has more to do with “contest” than Juniors as focus. Below left however, something from nearly as far back. As cover sheet for “Ten Times” which is San Jose CAP (Civil Air Patrol) Cadet Squadron 10 newsletter issue V2 #5 from October 1972, touches both poles. A fine way of having a “juniors model contest” was held, with support of San Jose Chapter of IPMS for Judges. All models the Juniors did were built at home, not expected to be even members or at all clued in on “mission” of “IPMS”. You brought the models, they were judged by Ed, Bill and Bob along with your Major Updike, voila.



Second text box gave all invitation to “learn more about models” from IPMS-SJ, and thanked club.

An IPMS submission (1976) reveals we had a Junior Rep on staff, also that Jay Sherlock and Bill Magnie gave a model display/slide show to 30 boys at the East Valley YMCA.



In 1977, another "Consulting Judgeship" was "Call of Duty" for SJ-IPMS, who distinguished themselves well.

TODAY'S
CARRIER-DEALER

JUNIOR

Palo Alto Times
AN INDEPENDENT NEWSPAPER

TOMORROW'S
LEADER

VOL. XXXVIII, No. 6

June, 1977

Circulation Department

Model Contest Pleases Many

Before an interested audience of approximately 60 people, seven judges inspected, examined an deliberated over the outstanding array of models entered in the June 10th model contest. The event, the second of its kind for Times carrier-dealers culminated in the awarding of nine U.S. Savings Bonds and a total of eight \$5.00 purchase orders as prizes for the best car, plane and ship models.

Judging was carried out by members of the International Plastic Modelers' Society, San Jose chapter, who generously donated their time to perform the painstaking job of judging the approximately 30 models that were on view. The judges were: Jay Sherlock, president; Bill Magnie, Fess Fessenden, Mark Watson, Al Watson, Norman Mocabee, and Chris Kranz.

District Managers who were responsible for the staging of the event were: Jim McLaughlin, arrangements; Mike Freeberg, Ted Grish, Chuck Kaspar and Bob Lampkin. The beautiful trophies for first, second and third place in cars, planes and ships were obtained by Carter Smith, Circulation Promotion Manager. Refreshments were served in the Times' coffee lounge.

Winners in the various categories were:

First Place, \$75 Bonds and trophies: Cars: Adam Swezey; Planes: Scott Lewis; Ships, Jim Roberts.

Second Place, \$50 Bonds and trophies: Cars: Lori Wolfe; Planes, Mark Martin; Ships, Jim Roberts.

Third Place, \$25 Bonds and trophies: Cars: Mike Akana; Planes, Mark Twiggs; Ships, Mark Wellman.

\$5 Purchase Orders were awarded to fourth, fifth and sixth places in all three categories.

Fourth Place: Cars, Dan Zekoll; Planes, Kevin Hector; Ships, Paul Abley.

Fifth Place: Cars, Mike Akana; Planes, Calvin Wong; Ships, Paul Abley.


Sixth Place: Cars, Don Tupper; Planes, Carl Ciochon.

Seventh Place: Planes: John Simpson.

Entries were judged on neatness, quality of paint job, attention to detail and originality. The models were earned in the May sales contest.



Model Contest winners display their trophies and prize-winning models. Carriers earned model kits in May sales contest



Mr. Bill Magnie, **President**
International Plastic Modelers'
Society, San Jose Branch
c/o Bob Johnson
San Antonio Hobby Shop
2550 W. El Camino Real
Mountain View, CA 94040

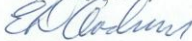
Dear Mr. Magnie:

I wish to express our thanks for the service you rendered our Circulation Promotion Manager, Mr. Carter Smith, by furnishing members of your club to act as judges for our recent carriers' model contest.

The expertise you and your club members lent to the June 10th occasion really made the evening a success. The carriers appreciated the time and efforts your group donated to the competition.

We are enclosing a selection of the photos taken that night for your files. Good luck with your upcoming convention.

Very truly yours,



Elsworth Andrieu
Circulation Manager

That effort gained then Club President a very complimentary thank you letter from the Circulation Manager, via none other than Bob Johnson of San Antonio Hobby Shop! It's a mite eerie in retrospect, now, for me here.

As I was part of the "adult resources pool" for the inaugural meet in January 2014 of the "Bay Area Dragons" Junior IPMS Club. Which met a short distance from the now "extinct locale of extinct LHS" known as San Antonio Hobby Shop. Which was last place I had had a conversation with one William Magnie, in the mid 1980s, only few days before he was to pass away unexpectedly during planned open heart operation.

Bill was the man in charge of our Vets Hospital Model Drive and a huge supporter of all the Junior modelers, from the time I met him.

As these "Waybacks" unfold, I think you'll find that William is all over the path we'll travel. That is not a product of editing, just good part of who he was. As his friends will tell you now or would for the ones who've rejoined him now. He'd have been a "B.A.D." man too.



After you get over the shock of the 1/72 scale CH-37 Mojave helicopter model on the table, take in SJSM crew

If you wonder why I pointed that out, please know this. In 1977, only two ways you'd likely see a 'Mo in any form would be either a complete start from scratch build (and remember, no "Internet" or huge references in book form for this) OR (almost worse) an AIRMODEL vacform, Which only had the two fuselage halves, a very brittle canopy, and somewhat crude plans.

A Senior Modeler would be challenged even today, so in those days seeing it at a Junior (Non IPMS no less!) event would border on a hallucination.

At the table: Jay Sherlock, Bill Magnie. Behind Jay, Al Watson, Norman Mocabee, Mark Watson (our Junior Rep!), Fess Fessenden, with the man in the ball cap none other than "Trucker" CHRIS Kranz. Oh, you thought it's our Life Member CLIFF Kranz, didn't you ? Sorry, read the paper on right, it specifically names all the SJ-IPMS folks and CHRIS is clearly specified.

We all KNOW the MEDIA ALWAYS PUBLISHES ONLY A TRUE FACT !!

Here, another closer look as "CHRIS KRANZ" looks over Monogram TBD



Model Contest Pleases Many

Before an interested audience of approximately 60 people, seven judges inspected, examined an deliberated over the outstanding array of models entered in the June 10th model contest. The event, the second of its kind for Times carrier-dealers culminated in the awarding of nine U.S. Savings Bonds and a total of eight \$5.00 purchase orders as prizes for the best car, plane and ship models.

Judging was carried out by members of the International Plastic Modelers' Society, San Jose chapter, who generously donated their time to perform the painstaking job of judging the approximately 30 models that were on view. The judges were: Jay Sherlock, president; Bill Magnie, Fess Fessenden, Mark Watson, Al Watson, Norman Mocabee, and Chris Kranz.

District Managers who were responsible for the staging of the event were: Jim McLaughlin, arrangements; Mike Freeberg, Ted Grish, Chuck Kaspar and Bob Lampkin. The beautiful trophies for first, second and third place in cars, planes and ships were ob-

tained by Carter Smith, Circulation Promotion Manager. Refreshments were served in the Times' coffee lounge.

Winners in the various categories were:

First Place, \$75 Bonds and trophies: Cars: Adam Swezey, Planes: Scott Lewis; Ships, Jim Roberts.

Second Place, \$50 Bonds and trophies: Cars: Lori Wolfe; Planes, Mark Martin; Ships, Jim Roberts.

Third Place, \$25 Bonds and trophies: Cars: Mike Akana; Planes, Mark Twiggs; Ships, Mark Wellman.

\$5 Purchase Orders were awarded to fourth, fifth and sixth places in all three categories.

Fourth Place: Cars, Dan Zekoll; Planes, Kevin Hector; Ships, Paul Abley.

Fifth Place: Cars, Mike Akana; Planes, Calvin Wong; Ships, Paul Abley.

Sixth Place: Cars, Don Tupper; Planes, Carl Ciochon.

Seventh Place: Planes: John Simpson.

Entries were judged on neatness, quality of paint job, attention to detail and originality. The models were earned in the May sales contest.

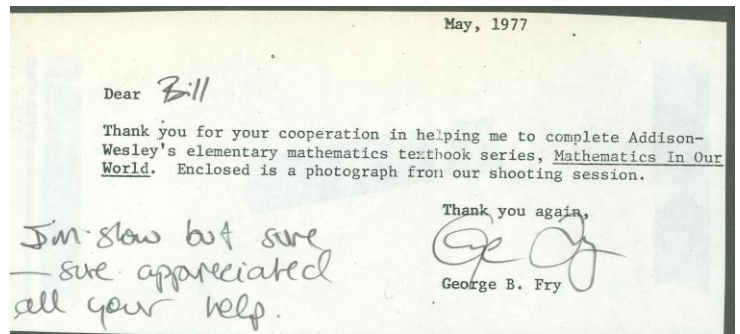


The time spent judging these models was rewarding for the carriers, with up to SIX places for each category !

A 75 dollar US Savings Bond plus a trophy went for a First Place, and in Ships as well as Planes, Cars. As you can see, our heroes (and theirs, then) Jay and Bill were not letting any maritime slip past them without a good looking into.


Here's hoping that someone came to assist Norm with Cars. Perhaps it's just the photographer, cut out in focii .

1977 was a busy year for Bill Magnie especially, as you see here, another "Junior Assist" he was part of was to supply Model Support for Math Textbooks ! GO BILL. See next page for proof it wasn't all aircraft, either ...




SWEET USE OF MODELLING AS “SERIOUS BUSINESS” BOTH IN TEACHING MATH APPS & CONTEST (26)

This AKAGI along with the Spitfire with Pilot, accessories, as well as a P-51 or two were all part of this effort



here to show the practical application of mathematics. In this case as illustration of fractions of a whole and its use in concept of “scale” to the elementary school level of those taking on “ ‘orrible hard stuff such is MATH!’”. Hopefully, some will still see to it that “apps” like MODELBUILDING are used and enjoyed in that same manner all these years later. Those who used these texts may never have heard of IPMS, South Bay Chapter, or knew of one William Magnie, in all likelihood. But his efforts and those of others, did make a difference in the young lives, nonetheless. Now you too, know of it and another way “this silly hobby” renders benefits unseen.

1977 also happens to be the year that IPMS-USA Nationals were hosted in San Francisco, by the Golden Gate Chapter. Thanks to those archives, I can share now some of that from the specifically SJSM Juniors perspective!



Why, look ! There’s smiling Bill Magnie in right corner. This picture is crop from larger group shot, but I don’t think it’s any accident Messr Magnie chose to stand where he did. While he did have 1st place cup on this table, think he’s more proud of how Junior SJSM’ers Eric Martin and Kurtis Hsu worked out here. The 1/32nd Boeing P-26A in the middle closeup shot, got Eric a 1st place in Jr Aircraft. He also got a “Merit” for both his Me-163, and a TBF, of which I don’t have picture. Kurtis Hsu got a “Merit” for his Me-163 also in Jr. Aircraft like Eric’s Kurtis’s Merit was for “SOOB” (Straight Out Of Box) in that category. Our WAYBACK Machine in the future will return to revisit the 1977 NATS. For now, serves to demonstrate that our young modeler wasn’t hurting for rewards if they made the effort in the competitions, and several would go on to be recorded as Senior winners !



1972 saw this chapter hold its second annual Invitational Contest and Show. While specific

details aren't available in archive on who these youthful winners are or for what they took the awards (for most part), no matter, The only true rule of modelling is clearly being met, they're having fun

Evidence of this photo would lead one to believe this lad won Cup for his Superfortress, and even in black & white looks damn good.

1974 saw the THIRD annual show of this type, and again, results in detail lost to history. But again, plenty of pleased to be there and taking home the awards are South Bay junior modelers, you see.





1975 saw IPMS Monterey put on their first R-9 competition, termed " First Annual Cypress Scale Model Show" in May.

SJSM had several entrants. Two of those taking awards were Junior members. Mark Watson on the left, has Best of Show, Junior for his "Crossing the Rhine". Below, Clark Kelsey's German MG team earned him 2nd place in Junior Armor !



May, 1976 saw a repeat performance now over TWO DAYS of this Cypress Annual, and of course SJSM was an avid participant. Below is a group shot of those who won from our chapter. This time I'll show the results of ONLY the Junior Contingent, as appropo for this photo essay . That's enough to give you how well all did !



Eric Martin	– 1/48 A/C (JR)	1 st	B-17G
"	"	2 nd	P-47D
"	"	5 th	P-47D
"	1/72 A/C (JR)	5 th	Spit 14
Kurtis Hsu	-- 1/48 A/C (JR)	4 th	P-40E
"	1/72 A/C (JR)	3 rd	Me-163
"	"	4 th	D-520
Kevin Hsu	"	2 nd	P-47
John Hubacz	"	1 st	Dinah
"	Diorama (JR)	3 rd	PZ1 & Sidecar
"	Armor (JR)	5 th	M3
Mark Watson	Diorama (JR)	2 nd	Morn in USSR
"	Armor (JR)	2 nd	T34/76
Brad Young	Armor (JR)	1 st	Panzer IVH
Geoff Miller	Armor (JR)	4 th	M113
Clark Kelsey	Open (JR)	2 nd	54mm RN Lt

Clark Kelsey also took home Best of Show Junior for his 54mm "Boy Flying A Kite" and "Chandlery Cup" for his 77mm Guard Curassier.



MONTEREY JUNIORS TOURS LAST SHOT of '76 THEN ON WITH SHOW THIS LOOKING AT 1978 , 79 and ONE BECOMES SENIOR ! (29)

Whole 1976 exercise wouldn't be complete without some local color...

So here's a look at Kurtis Hsu's P-40E which took a 4th in 1/48 Jr A/C

Now, while I don't have any archive records to show for it, there must have been a 3rd Annual for Monterey in 1977. For our next phase of tours will commence with results from archive for the FOURTH Cypress Annual in 1978. Where one of our "Juniors" (then called "Intermediate" by SJSM) would show up as a Senior winner, someone you may know today as a Reno High Roller alum: Doug Summers!



While Doug had now crossed over to "dark side" so Junior/Intern no more, didn't slow his winning down any. On right, Doug's two RF-101C, A-10. He'd got 3rd & 1st for them.



At the top, left, starts The Junior portion of this 1978 recollect. A member who'd been a winner with Doug in October 1977 SJSM show, in "Intermediate" (we now call Junior) classes.

If confused, "junior" then Is now Youth Or SubJunior in SJSM and some other Clubs.



In any case, Stu Shepherd here was a Junior BOS Winner at 4th Annual Cypress, shown in three pics That's a 1/32 Hasegawa kit, if you're wondering. Wasn't the only award for him that day, either.

His 1/48th F-16A got a 1st, next to it a 1/48 Beech Staggerwing, taking a 3rd.



These would be last recorded in our archives, wins for Stuart as Junior. He will show up again as Senior victor in future. For now, you can find Stu's "other passion" online these days. Even back then, he was an "aviation artist". You likely don't even realize it's Stu's art on a Monogram or Revell kit of several you've purchased!

Check out his website in progress if you're not believing me (or for fun!):

www.stushepherdart.com/product-category/artcategories/aviationart





Before we depart 1978 and Monterey, don't let me leave with any ideas that ONLY Stu won as an SJSJ Junior. Here's our Charles Campbell, who got a 5th for that 1/48 Typhoon that the "Senior" is holding up. Charles took home a 1st for his Corsair, which I'd no picture to show you. Also winning (a lot) that day in Junior Open, SJSJ's David Yuen. He got 1st for his BMW w/sidecar, 2nd for his Paratrooper, and a 4th for his Marine Pilot.

So, you see, Monterey was a great road trip for SJSJ folks in any fashion or age. One more look at them in 1979 then we'll shift to come home to wrap up "Sucking In The Seventies" with the kids.

1979: That's RIGHT... Now

Stuart too, has gone to the Dark Side and become a Senior. He is shown here with his 2nd place awarded 1//32 F-86F. 3 more awards went home with him that day Tale for another.

OKAY – we're now going to one of those RARE Region 9 events...October 20 & 21, 1979 San Jose II Contest. Yes, a Two Day contest and show, for only our second outing. We are going to take two quick looks, and then finish for March.



Our Welcoming Hosts at this 2 day fete. Tim Curtis, Senior. Beth Fowler, Junior No idea who won here in Jr



Armor. Nice award

When we return, Beth Fowler will be one of our guides. Those are her trio of TRUCKS that took some 1980 awards for her.




ALRIGHTY THEN. We will bid adieu to Tim, Bill, Beth and crew for now. – mick fini

PLEASE SHARE THE JOY OF OUR HOBBY AND FRIENDS
Because it seems sometimes more than a few forget this :

THE ONE TRUE RULE OF MODELING (if ever there is).

*If you're having fun,
Then you're doing it right.*



EDITOR
SILICON VALLEY SCALE MODELERS
P.O. BOX 361644
MILPITAS CA 95036
Email : dens25403@mypacks.net