



THE AFTER MARKET SHEET



VOL. 47A, No. 2A WWW.SVSM.ORG FEBRUARY 2013

A Publication of the SVSM Chapter of International Plastic Modeler's Society, USA

Taking A Better Long Look At January Model Business for SVSM 2013 Launch

Our Styrene Sheet only had room for an opener sampling; so Editor goes crazy with coverage here instead



Photos/text: Mick Burton



Shervin Shembayati has increased his demonstration of Automotive expertise with this red hot Mustang. Not to worry, his aircraft endeavors continue, as you see by his A-4 Skyhawk WIP on right. Above, John Carr has kept faith w/his Graf Zeppelin carrier – *continue sheets 3 thru 6*

Editor's MisBehavings – this month's editor, Mick Burton

“ A FEW GOOD SHOWS ”

As New Year is now a month in, gotten hold of a thread for some fave “modeling” subjects, namely “ editorial ephemera “

There's been a pretty consistent opinion of a significant minority within IPMS USA (as a Nation) that remains same subset as you work down the divisions (Regions, Chapter/Clubs, Your Local Dinner/Pub Crawl Clan). About “how many shows” per annum is better served when “less is more”, is rule vs exception. My take (purposes of posit here) on that side, is those who espouse, shape opinions towards, sneer at those who differ, etc translate that to “It's just *better for all* if we have a Few Good Shows, rather than have a lot of them and not always so good. That should be the standard IPMS practice” Leaving it so that the Local RC or the Nats DLC would be expected to be The Enforcer of Rule or “Good Practice”, of course. As I'm going to expand on this tack in another web site editorial “BUZZ”, for now I'll just say: This year, our Region Nine will be likely having a chance to test this “wise practice” theorem in depth. Not necessarily as result of “grand master plan, either.

Meanwhile, in an effort to make most for those WHO WILL HAVE A SHOW TO GO TO in 2013, I have “mini posters” here to remind you. Reno High Rollers #14 now has a theme, it's a lively one, ought to get the turnout they richly deserve. That club always puts “maximum effort” out, they do have a building core attendance too, I for one, wish there'd be a few more every year, and hate to have to miss them when I do. This is an underappreciated gem of our R-9. Nextly, reminder in recent past December we nearly DIDN'T have SILVERWINGS SHOW AT ALL. Now, thankfully, they've turned around so well now here's a FLYER already, with theme (a topically tuned one too) and all you need to plan for them 12-7-2013.

14th ANNUAL MODEL CONTEST
THEME: **CIVIL WARS**
Contest themed to feature civil wars throughout history

LOCAL EVENTS
VENDOR TABLES
2 BIG RAFFLES

Date: Saturday - September 7th, 2013
Location: Desert Heights Elementary School
13948 Mt. Bismark - Reno, Nevada
9:00AM - 4:00PM

Entry Fee: Free to All Non-Entrants
\$5.00 for First Model
\$1.00 for Each Additional Model

Vendor Tables: \$20.00 (register early)
Make checks payable to IPMS Reno

Chapter Contact:
Douglas Summers
1045 Lasso Way - Fernley, Nevada 89408
(775) 835-0140 - ghpltd@att.net

Visit us at www.renohighrollers.com

If you're at all trying to see where/ what I'm up to here, perhaps need more graphics

So here, a gap in things ...

Just let it sit in back of your mind as you get on with the year ahead. Don't be at all concerned with having time or hurry in any manner to be ready for these 2 shows.

Since our March 23 SVSM event/show is the last R-9 calendar item until a Yuba City show in July. About a month before the USA.Nats

People must be OK with it; or at least enough, so that

I'm now in the new minority, those who aren't as pleased, now that fewer models being shown, not other way round. -mick

Dec. 7, 2013



IPMS SILVERWINGS

+ CONTEST & SWAP MEET+

THEME

"DAYS OF INFAMY - PEARL HARBOR TO GUADALCANAL"

SACRAMENTO, CA

**KERR MIDDLE SCHOOL
8865 ELK GROVE BOULEVARD
ELK GROVE, CA**

**Hours 9-4, Vendor tables @ \$35, 2 or more, \$30 each*
\$5 first 2 models and \$1 each additional entry
Jrs. under 14 \$1 for each entry**

**Russ Niles - Contest Vendor Coordinator r_niles@juno.com
916-381-1395**

**Art Silen - Chapter President, artsilen@ibcglobal.net
530-753-3265**

* With paid reservation prior to October 7, 2013; afterward, single table: © \$40; 2 or more © \$35. All fees subject to change without notice.

EDITOR'S TABLE OF CONTENTS FEBRUARY 2013 AFTERMARKET

- 1) BEGIN EXTENDED COVERAGE NEWS JANUARY 2013 MEET in MILPITAS
- 2) EDITORIAL / TABLE OF CONTENTS FEBRUARY 2013 TAMS
- 3) CONTINUE EXTENDED COVERAGE JANUARY MEET
- 4) IBID
- 5) IBID
- 6) IBID
- 7) IBID
- 8) CONCLUDE EXTENDED COVERAGE JANUARY MEET
- 9) BEGIN COVERAGE OF HOBBY EXPO 2013 IN PETALUMA
THRU PAGE 20
- 20) CONCLUDE HOBBY EXPO NEWS
- 21) BOOK REVIEW by MICK BURTON (P-38 Lightning Modelling)

Making New Year Take Off With A Big Bang (January SVSM News) continued from sheet 1



Ron Wergin claims to have retired, but clearly only from his day job. The amount of work he employed in this 1/48 Ki-43 "Oscar" certainly wasn't small ! Meeting wasn't all aircraft, autos and ships in scale though. Mike Schwarze had some SciFi variety going here, and acting President Chris apparently was inspired in sympathetic posture by one of these



Mike's WIP of Harbor Tug , a real bit of past for me, "Long

Beach" by Revell was my first ship model ever ! Thanks Mike. I feel old now. Mike had some fun in



Space too. A Kepler Telescope project model didn't end up getting Mike and team with the contract. But his story of why there was a turkey in lens... was




Catching Us at Our Best and Worst Perhaps continued from sheet 3

unique. Seeing he didn't get to explain at our meet, I'll attempt from reading the plaque, conversing with him .

While attending at a 2009 Open House, an "odd and obscure facts conversation" that transpired offered up: that 7 folks a year on average die from encounters with frozen turkeys. Somehow this became enmeshed with project so as he said, "Hence, Frozen Turkeys In Space". Thus "The Gobbler" nickname he tagged on the model. Life is often an odd set of intersections, but I happen to think modellers have a special commodity market edge on that.



Speaking of intersections, check Ben Pada's latest fine work in process. The Italian, German and Russian aerial craft all demonstrate individuated interpretations that are signature, no? Ben's "natural wood finish" is so cool !



Another way to see this. Cliff Kranz's "Comic Stuart", the Tamiya 1/35 done "all green", correctly as portrayed



"The Haunted Tank" character of DC. Next is a '32 Ford Hot Rod like those ones his dad used to craft. Both being tied into his youth plus a lifelong love of modelbuilding. Nice intersections, Cliff and my apologies for not getting what the 1/35 trailer's tale was.

Speaking of "youthful model tales" I

had one here. The "Wright Flyer" you see finished on the right, was a box of parts less than a week before when I last saw it. It' one of a pair I'd bid on at the Santa Rosa Auction, the old Monogram 1/39th scale kit dated to my old days. I gave pair to Mark Balderamma to share with his brother, at Auction. Challenged him to have done by this meeting, since told he had a school report to do on the Wrights. He managed handily !



Mick's Rendering of January 2013 Meeting



Another look at Mark's rig !

In WIP, armor by his brother Max.

Chris as acting Prez for night no impediment to his progress as T-bolt Yellow Nose, Midway Zero in their completed 1/72 colorful glory 1/72 proved here.



Colorfully were his metaphors, too, as Chris's update on the Special Hobby Fairey Firefly Mark V made sure "special" had us a darker meaning.



More colorful than last I'd seen it (week before while at Fremont Hornets) as it had TriColor tail now, the resin French made trainer which Chris is finishing in Mexican AF scheme. By this February. You read it.



Sadly, I didn't record who was creator of this fabulous A-37A in 1/48. Nonetheless, here is one of the stars that meeting night. The ordnance, the pilot, details and subtle touches all "big risks" when competition involved, however I don't think this Cessna's plankholder has any need to sweat. She's deadly fine.



One of the Model Of The Month contenders, now it can be told! Maybe I'll learn who built when I lose to them at some future show.

Well on his way with his first "civil" aircraft was Frank Babbitt with Douglas DC-8 in 1/144. Bet he has this in Petaluma, finished!




Randy Ray's finish on his

modern period (1980s?) SU-100 proved a winner as well. Randy completed this just as 2013 dawned, and week before had it win a Model of the Month award handily at the Fremont Hornets meet.



Armor Evident at SVSM January 2013, See Here!





Randy and Kent far from having a monopoly that night on the Armored or tracked vehicle front.

Laramie Wright had just scored a new Walkaround on German “Elefants” from World War Two. So at least I could record that identity for sure of one Work In Process he had showing on table. The second is perhaps Panzer III or IV, alas, even with another aspect shot I can’t say.

Although not recorded what this is, pretty sure it’s Randy’s next project. Looks Russian, we’ll see.

For sure Soviet issue is Kent McClure’s SU-152, a 1/72 scale armored box with big gun underway. He had two floating armor behemoths in a much smaller scale nearby, however I can’t identify the types other than being “submersible on purpose”.



We will wrap up this thick skinned portion of night’s turnout with a proud builder more than happy to pose with his Work In Process namely Max Balderrama. Nearby was a group of his dad, David’s fine score of bids won at Santa Rosa Auction. All former Testor’s Box Art models, one of kind builtups to be sure. Here’s YF-22, F-15 and F-117. Lastly, Northrop YF-23 Black Widow ☺



Mick's Concluded Rendering of January 2013 Meeting, Now Having Nearly A Whole Page to Hissself (the pig!)




One and only “finished” example on table was my latest of a few for Fremont Hornets Gruppe Build 2012, which we have of course plans to show off in 2013. Theme is “Cars”.

My apologies if you thought we were done here.

Left my own table cloggers to the last, in case a soul or two tired of my photo essay early.



Having gotten this 1965 Chevy Impala “free”, used it for another spin @ “Testors One Shot Lacquer” system. My reward wasn’t just getting this done, I had a pleasing surprise when new member prospect Larry Fernandez sought me out later to specifically quiz me on this color scheme, which he felt might be just the ticket for a car he has underway (another Chevrolet) Happy to share that this was “Root Beer Brown” straight out of the can. I was not as pleased with my “free” 1937 Chevy “Stovebolt”, due to not mastering to my taste the Tamiya Lemon Yellow for the dragster shell. Thanks as always to members who know how to do it, I got encouraged to finish. These “free” models come to me as “missing parts disasters” from a friend, wisely doesn’t hassle “scratchbuild”



I try to tell myself how wise it is to use these “windfalls” as a means to try out things I quail from on “bought and paid for” Treasures. Sometimes I even believe me. Still, fun method of getting past my initial scares for “new stuff” now and then. A Shelby I kit I took on again is at left, the first one I showed at a meet months ago was the “here let me show just how easy this stuff is to use” hapless test dummy for “Diamond Dust” Silver in the Testors One Shot Lacquer line. That one ended Up with acrylic Guards Red interior and One Shot “Passion Purple” metallic. Which perhaps is why I managed to lose a set of photocopied instructions for finishing it (no evidence!) so had to refer to memory and WIP shots to get second one built (since apparently no kits I run across ever have them) Think I like the black interior much much better on this car.



NOW we will wrap up the meeting recollection. The “Rude Things to do with Rude Old Kits” project plan is why I have a Matchbox Me-262, Lindberg AR-234 here. The Pairing will make even less sense when I am done, trust me. The Meteor from Merlin is going to be my first “plane on a plinth” now. The USCG C-123, just plain rude doing in 1/144. See y’all.–mick

HOBBY EXPO 2013 “Models from the Movies” DELIVERS STAR QUALITY FOR ALL

IPMS SANTA ROSA & Mt DIABLO CHAPTERS Host Their Best Event Yet, Awesomely Launch Our Region Nine For Year 2013 !

A Photo Essay by Mick Burton

Several years of focused intent and very hard work, paid well off this past Saturday, February 9 for a dedicated lot who host the “Hobby Expo” in Petaluma Community Center. As several of us forecast, the exhibit locale was this year completely filled for the entire time of the show, there was nary a space to catch a breath at some points in the Scale Model Contest Room. I state the area that way, for those few who may not ever have gone to what I’ve taken up calling “The Northern Kickoff” in Region 9

You see, the coordination with Hobbytown Petaluma has made the Hobby Expo grow in the number of “other than just scale model contest ala IPMS” features ongoing. Which has proven to be a real traffic generator boon to all involved, and especially a great boost for promoting our love of scale modeling and the social community within it. A goodly number folk turn up new as visitors every year now to see the entire range of exhibits and end up finding new or expansion of existing interests in all the hobbies on active display at Expo. The chosen theme and special guests/sponsors for 2013 event, “Models from the Movies” with Fonco Creative, 32 Ten Studios especially adding a special boost.

Before being called away from after show dinner by events, I was given unofficial results tallies which gave me even more reason to be glad I was able to be counted among the many sponsors for this event. As “bottom line” the contest had 357 entries (new record increase over 2012 totals which were a healthy 288 entries) Great Job !



As you see here, coming inside you’re going to run into the “signature” Hobby Expo feature event known as The Speed Build, which again our Brian Sakai was among the intrepid contestants. I got tagged to become the 10th and final entrant when I was going up the stage stairs to see Dave Balderrama, who had Raffle Duty there. Having just arrived, and with other work to do (like shoot pics for this essay!), I wasn’t able to be in it this year.

Petaluma Site of 2013 Hobby Expo-sion, additional news



The Santa Rosa and Mt Diablo clubs definitely offer some unique awards at this show, and this year thanks to Chris Zanella many clubs got a superb preview of their plans for this event. Donations secured from so many were put to very awarding results, a small sampling below.



Greg Reynolds came up with again another set of fabulous “frames” for the Special Awards

His creativity, huge productivity making all of them always leaves me in awe, among others.

1st we see “Best Movie Figure” with Anne Francis of “Forbidden Planet” for autograph. Nearby is King Kong for “Best of Show”, Fay Wray autograph. On right, a Star Wars theme “Best Junior” with James Earl Jones signing.

Please also know that Steve and Anita Travis were the generous sponsors of these 3 special awards. It was far from the only awards or event support they provided for. At the end of show Chris Zanella was making sure all who were present, knew this well in depth. Here I pass word on, for those saints of SVSVM and our Region Nine

weren’t present near as I could tell at this juncture. Noted here for record for their deserved recognition, well delivered in his precious fine form by Mr Chris Z. We all salute in appreciation, these two!

Take note here, left and right. These are just some sets of the 1/2/3 place awards. Spot any



Awarding Views of 2013 Hobby Expo-sion



familiar logos in the top frame? Yes, that's correct, a Dragon Lady, SVSM club logo in evidence as is that 32Ten Studios group so on target with theme, and oh yeah, some "obscure" outfit perhaps aircraft related.

If you were smart enough to be a sponsor of 2013's Hobby Expo, you got a great "placement" SVSM's ended up on several Aircraft categories and Junior Make & Take, which was very pleasing. Someone of the persuasion to be "tied up" pretty much full time, well his outfit covering costs of rotary wing craft. No jokes about him being run around at all, please. Look there he is, right by the door ready to escape ! (left)

NO, the fellow below wasn't an example of typical attendee that day, merely an excellent rendering of obscure (there's that damned term, again! What causes it to frequent this area?...hmmm) cult classic 1950s B movie. A



segue to begin specifically pointing out some of the special good turnout "on theme" for show, leaves a Contest Director green with envy one might write. So to speak. Or leave it as that Director can admire the work, and wonder who done it.

See view below for more great movie tie in examples, some just shipped in before shot was taken.

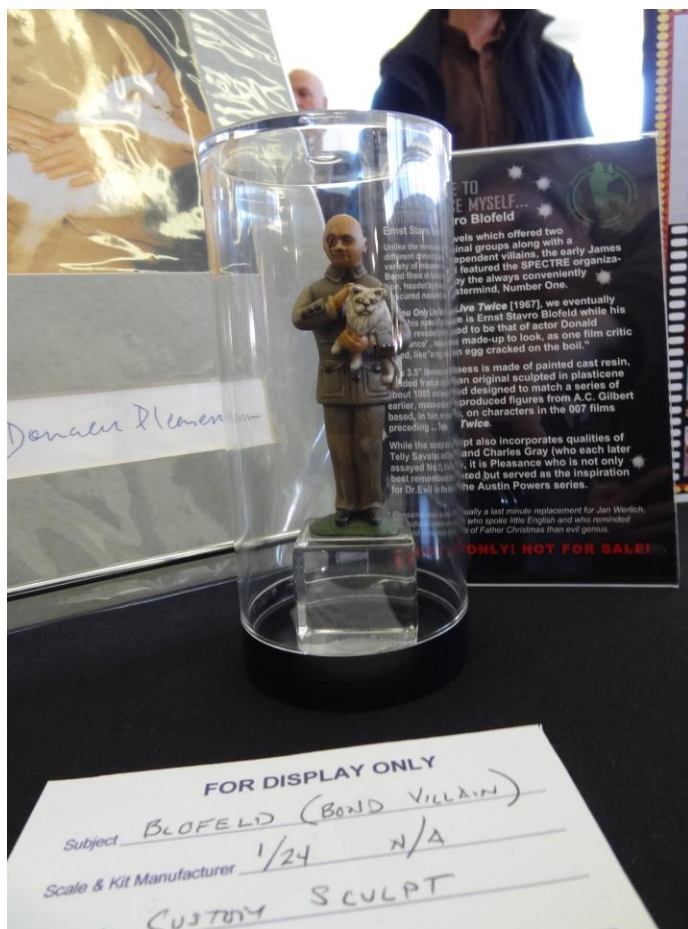


Others as you see below, came by bus, all of them somehow tie in to the movies specific category and overall theme handily, like the faintly invasive Saucer Man. Go figure.



Range of topics and subjects for "Models from the Movies" was lusciously diverse, you get merely bit of it here in my photos. For instance, in the "Cars" specific, the basic entire family of "Batman" movie Batmobiles as well as the iconic TV "conversion" of 1950s Lincoln Futura were all present, well lit and accounted for. Then close by, The Green Hornet's "Black Beauty" and the "Bumble Bee Chevy" from Transformers movie. Which behaved itself, stayed a car all day instead of "transforming" and laying total waste to competition. While in Ships, you'd find a huge cutaway CSS Hunley, a 1/350 "Das Boot" and a modern day "Bat Boat" all docked with Admiral Nelson's super submersible, pinging away the day.

Awarding Views of 2013 Hobby Expo-sion



Not that everything was all about the competition. Here's 007's arch nemesis Ernst Stavro Blofeld, all content to be on "Display Only". Purrfect, no?

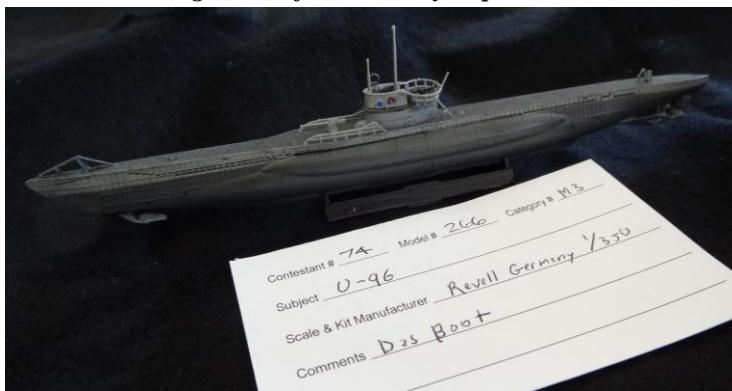


Or perhaps, it was his experience of being "pinged" by Seaview sonar while petting puss under glass, was hypnotic and captivating. We may never know, eh James?



The lighting kits and sound effects aboard several of the exhibits truly made some of them come alive, while I'd found some shows to be dissonant or just plain irritating when these are all gathered together, at this event whole effect came off very pleasing and soothing, Encouraging to have that experience.

Further Awarding Views of 2013 Hobby Expo-sion



Again, while some of the “movie category” entry items were nearly lost in the viewing, a few like “Gojirah” here fairly demanded your rapt attention.

Not sure what was up with the femme behind him, she wasn’t looking too happy or healthy maybe “modeling” isn’t a good fit for her...

I am sorry, I should not be so deadly serious.



Seeing this Godzilla utterly brought me back to my misspent youth, this one built so sweet it almost brings tears to my eye

An effect apparently successfully had by exhibitor of another rampaging greenish monster, apparent below on the response of one innocent viewer, upon espying this also militantly stanced, albeit non movie, model


Including another viewpoint of this 1/35 exhibition. I don’t mean to offend, but much as I am a student of Soviet Cold War wicked wheeled weaponry, don’t see any reason to be wet eyed, after all this is still just some piece of Scud...



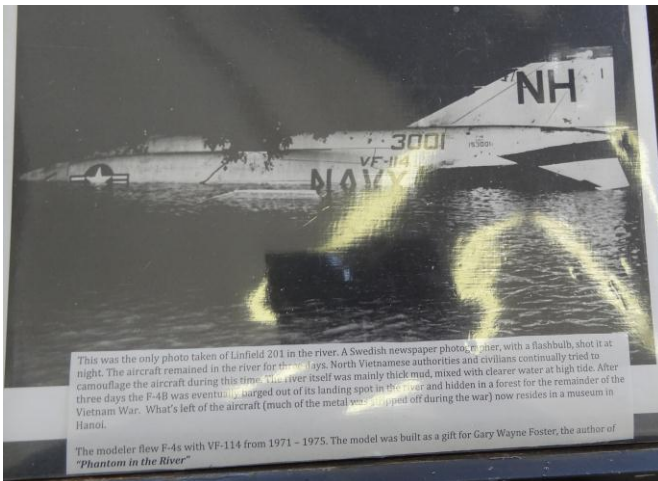
Yes, of course, you read that correctly. I am very jealous someone else actually finished one ☺

Finding More Great Views of 2013 Hobby Expo-sion

NOW HERE IS ONE ENTRY AREA THAT DID MAKE ME CRY INSIDE...Dioramas that are so telling !



The so often misconstrued or misunderstood special art of story telling in 3-D (statically!) is one of my favorite areas to view, judge, rant about and enjoy no matter what, it's always a controversy and a convincing victory.



Here was one of the several very engaging pieces which were entered that day, and captured an essence in ways I can only still dream of attempting, much less ending up with results like this artisan.

Built as a gift for an author ("Phantom In The River") the entrant explains the source material photo is ONLY one and taken by a Swedish photog newsie, at night.

An explanation of the actual events is all briefed for you on his work with the photo, and he really brings to life, as the best dioramas do, living history of the tale. All of the elements are there but with "required interpretation"

that is often a stumbling block for novice and masters.


All the work that went into this, along with brilliant in my estimate execution, my photos really don't do any where near justice. Yet no choice so I try here to share.

It will become another bit of inspiration incentive to go back and refer to, in my library of "bucket list" things to try before I die, in the scale model division.

Although clearly indicated this was done as a gift, my selfish hope maker can bring it to Kickoff 2013 before...



Finding Still More Great Views of 2013 Hobby Expo-sion



If for no other reason, to see this one more time provides chance to be pestering the artist of this.

As I'd like to shoot a few more details as this piece grows on me every time I am revisiting the pictures.

Guess finding a copy of the book also in order, need to get "the rest of the story", as someone used to say.



Another piece at the show which moved me for a while to ponder before again to wander, was the Voyager here. NOT the lovely Hasegawa kit that I recently acquired myself, that is a 1/48 scale.

This one is 1/32 and made from resin, photo etch materials, looks ready to float into eternity.

Meanwhile, Dave and Christine patiently waited for me to return from space so I could take this fine shot for them, with their camera, then mine.



That's Right We Are Still On Journey Exploring 2013 Hobby Expo-sion

Speaking of space, there was so little available the few times I made for myself to go shoot pictures, that much of my aircraft coverage consists of “overall show shots” variety. Thusly, two ends of the same table of aircraft




with no where near the requisite closeups this go.



1/32 Air had some lovely new items too, one like a Fisher Models F7U-3 in tow (gee, wasn't that so unusual for a Cutlass...) got me scouting to shoot it and of course, since it was needing a fair amount of space to park, easier to fit an angle for me.

Even though no figures and basically, “model on a base”, this work puts bit more story out than many deliberate dioramas that I have had the displeasure to judge. So there.

UNFINISHED is a category many of you know I champion cause for and appreciate that Santa Rosa/Mt Diablo continue to offer it at the Hobby Expo. The “X-ITE” and the B-29 underway are part of that crew this year, and I bet SVSMer Frank Beltran is now a fan of this category, seeing as he won 1st place in a crowded field this year.



Armor Was There Here's Proof At 2013 Hobby Expo-sion

Frank's unfinished Matador on launch trailer was his triumphant winner there. Not without brethren, however as not nearly the only armor/military ground vehicle on tables competing. Far from that, as you get idea here. That recent "Buffalo" mine clearing vehicle, first seen by me done at AVG in November, not sure if this is same one or another fine build of the kit. Either way, worth seeing more of, like to get one now myself and try this challenge. Next to it and below are examples of Soviet scale attendance being notable.



Hope this familiar looking gent don't mind where I fit him in here, sometimes we don't see eye to eye on issues of locale when show business is involved.

At least this time he can say i had a gun to his head...



This car here isn't to suggest that he could become same shade in a rage...merely wanted to brighten things up on this page.

In that same vein of not wanting him turning purple, I point out, he's close to a Ford Mustang, since I was trying to be good here. No, I'm not commenting on the hood being up either. ☺

Finding Still More Great Views of 2013 Hobby Expo-sion



Again, bright was outlook of Expo's day and so should be reflected here.

This Super Bee's look and feel was excuse to travel in time to youth and feigned innocence for me.

Love the work and the Mopar.



In the spirit of more colorful coverage, take look at the many hued herd in "Collections" category.

This is Gruppe Build 2012 for Fremont Hornets, Titled of course "CARS", and they took a First Place award with it. Pays to show up they say !

Perhaps that's what's on the mind of the below fellow, as he ponders the First Place award in

Miscellaneous, where again new logo for the Fremont Hornets is now proudly in his face. This time, as sponsors of the award set for category, was also case for them in "Unfinished Model", which seemed appropriate enough to Hornets there, of course !



Just to encourage others to follow our lead in this important aspect, as it was announced at the Expo that date for next year is already booked, here's also your reward.


Not only on their website, but on central display is a board showing the sponsors of the show, see !

get prominent listing instead. As SVSM, Hornets and Mt Diablo out here, now mulling on a logo



Over on right upper part the No logo folks Like Steve & Anita, myself I do so like how club logos stand for Mirandco ☺

Finding Still More Great Views of 2013 Hobby Expo-sion



Okay now maybe you're asking, what the ^#\$\$% is that and who is that guy standing there with it, below?



Well, important part to know is... That's Joe Fleming's entry in Movie Miscellaneous. Which embodies as he said to me and others that day, an expression of his obsession for this old TV show.



O yeah, who's Joe Fleming ? ☺ Well, first off, he's the guy standing next to the big Baa Baa Black Sheep Box, and on left, taking yet another award from Chris Zanella for movie related magic of his own . On left, Joe gets "Best Movie Aircraft" special award, with "Tora Tora Tora" theme on it, the subject was his superb "Zero" made from T-6... for that movie! Below, a close up of "Best Movie Miscellaneous"



Special Award, sponsored by Mirandco and Joe's standing with it atop the Black Sheep Diorama, a fitting win. Uncle Martin is slyly smiling... as was I, had more fun with awards I sponsored than if I'd won one.

But wait, don't go away, yes, there's still more !

Finalizing Still More Great Views of 2013 Hobby Expo-sion

That's right. On left, the "Best Movie Model" award ALSO went to Sir Joe. Not bad reward overall for "being a bit obsessed about this damned old show" eh? Very proud to know Joe and also be able to point out for those in the reading audience who may not know, Joe Fleming also happens to be SVSM's President for 2012/13. So see you can be the CEO and still build award winning models at the same time. GREAT RESULTS JOE!

If you're at all wondering, the right hand picture is what you'll view when you face into Joe's big diorama box, and it's a magnificent piece of old time movie & model magic that makes what you see, what you see. So Cool.




SO IN FINALLY CLOSING OUT EXPANDED YET FAR TOO SHORT ESSAY ON HOBBY EXPO 2013, I Totally want to thank the hosts of this show and all who worked behind the scenes as they say, all damned day.

While this goes to press finally, the results are now being formally finalized and posted, go to Santa Rosa's site to get the skinny and some cool articles! www.ipmssantarosa.org. And if you'd like to see over 500 pictures of the show, check out my gallery on Fremont Hornets site www.fremonthornets.org (gallery-Expo Photo Array)

Don't laugh, this was originally set up as a three page open space to complete after the show, when I had draft of this February TAMS nearly done. However, after show, this now seems just barely enough. See ya ! -mick fini





Modeler's Guide to the P-38 Lightning

By Jay Sherlock

ISBN: 978-0-9851154-1-8

SOFTBOUND (PLASTIC)

Price: approx. \$19.95 plus S&H

You can find it at

www.aeroresearchCDs.com/bookshelf.htm

REVIEWED BY *Mick Burton (purchaser)*



An F-5B, 42-67332, on a test flight over California in 1943 (Lockheed photo)




F-5E, 43-28616, of the 13th PRG takes off from its base in England in 1944 (USAAF photo)



An **excellent dedication** to “the late Kelly Johnson One of the foremost aircraft designers of his time” is how Jay opens this anticipated third Modeler’s Guide. Popularly bound today to his legendary P-80 and of course the “Blackbird” family, Johnson’s genius as a designer directly was eloquently captured first by Lockheed’s Lightning. Jay’s genius shines through in this magnificent guide to modeling her.

I was anticipating this volume ever since the fall of 2012 when I’d bought his A-1 Skyraider and F-86 guides, and he’d shared this was next up. After all, great timing in a way, the Kickoff Classic 2013 has “Best P-38” as our selected “Special Aircraft Award”. Plus I was curious what Jay’s take on the 1/72 DML vs Academy kits would be, and of course in 1/48 share his insight on Academy/Hasegawa/Mono Very pleased with his concise reviews of all the kits and hold them as examples themselves as guides to style for kit reviewers! His extensive aftermarket listings for decals and “extra bits” as he says, there to serve the modeler as even tho many items are “no longer available retail”, the well known secondary market is easier to use if you know what existed in first place. Jay’s book puts it all together for you !

Of course, it’s the 26 variants of military P-38s that form the meat of this book, and 9 of those are the Recce “F-birds” which I don’t think I’ve ever had such a complete single reference for modeling, that is worth it right there. Curious as to what YP-38 vs P-38 vs P-38E vs P-38F vs P-38G vs P-38L vs P-38M cockpit differences were? Find it in pictures here, along with F-4-1, F-5F recce cockpits too. The “exotic” XF-5D gets an excellent chapter detailing how to make it, like the P-38K, and XP-38, details galore and interesting tidbits supplied with respect equal to all the commonly known versions. Which Jay makes sure you realize are no where near as “well known” as many including myself think. Many, many useful notes abound throughout and you’re correctly advised to check serial numbers if “total” accuracy is your goal. In just 114 pages with laser focus, signature well organized, again strikes me as no word wasted. Jay’s format model thoroughly employed with excellence. He provides dual side view line drawing for each variant (in order to always make clear items specific to center “pod”, shown by it self alone secondarily) Detail drawings discussed are in blackline on white, keyed to text specifics with red number (for changes) callout, or green letter (optional). Having a pretty good long years acquired of P-38 material myself, I think I’ve finally found a true “single reference” to use as guidepost for P-38 enjoyment. Yes, the Detail & Scale P-38 books, combined with Squadron’s “In Action”, “Walkaround” are still plenty high on my “gotta have around list” But without Jay’s major excellence here, written directly for the scale modeler, now I’d feel utterly without command and control center. Yes, definitely recommended as a **MUST HAVE**, if you even mildly consider yourself a fan of the Lockheed twin Thanks Jay, this was worth waiting for. – fini *mickb*



EDITOR

SILICON VALLEY SCALE MODELERS

P.O. BOX 361644

MILPITAS CA 95036

Email : dens25403@mypacks.net