




THE AFTER MARKET SHEET



VOL. 47A, No. 8A [WWW.SVSM.ORG](http://www.svsm.org) AUGUST 2013

A Publication of the SVSM Chapter of International Plastic Modeler's Society, USA

JUNIOR MODELERS BEING MADE HERE !



1:72 SCALE ACADEMY B-17G FLYING FORTRESS
MODEL BY: KRISTIAN GO & RODNEY J. WILLIAMS

“BUILDING MY FIRST B-17 FLYING FORTRESS”

Part One : Another Generation Started

Text & Photos by: Rodney J. Williams

Our two great grandsons came to visit us in the summer of 2011. Kaleb was 8 and Kristian was 9. Both of the boys wanted to know if I would show them how to build plastic models and my answer was yes! yes! YES!!

We got on my favorite buyers' web site "Scalehobbyist.com," as their products are much cheaper than all the other companies. Kaleb chose Academy's 1:72 scale PBV-5A Catalina and Kris wanted Academy's 1:72 scale B-17G Flying Fortress. Well, the "bells" went off in my head as I have never built either one and I have over 250 models to my credit. I got the bright idea to buy myself Academy's 72nd scale B-17B model.

The models arrived in short order. I got with the boys and started showing them how to build. They had never used cutting knives so I showed them how to cut the parts off of the tree. The boys ...*(continues sheet 4 thru 5)*



Editor's MisBehavings – this month's editor, Mick Burton

“ Pleased To Be Here For A Year ”

Some of you are new. Or not recall or ever knew, the SVSM Editor post for most of its first 47 plus years, had only ONE News Duty to perform, monthly. Which I learnt “on the job” when I formally joined in 1983. Managed to mostly meet all deadlines, in my first 18 months tenure. Confess to now as then, “*the option*” was taken by me a couple of times, in order to keep up. One time I didn't? NO, thanks, NEVER again! Didn't stop hearing about that for months after I had left the post, which was a spell after that error. One **Duty? Make sure** *some sort of* Newsletter of at least 1 page (8.5 x 11, practice then doing landscape, so end up with “4 pages”, half sheet sizing) created EVERY month. Ensure it was mailed out to Members In Good Standing, *no less than 4 days before* third Friday of a month. If couldn't make full newsletter, then “**The Option**” was: send out a (cheaper, with tiny editorial requirements) 3x5 postcard, same time deadline. Started off okay, I got buried !

Well, thanks to accepting (Sec'y/Treasurer also part of job) membership dues/app from a Rodney J Williams, I managed being able to get Newsletter out more often in second half of term, with even more pages than 4. Hell, RJW even took up later the split off jobs of Treasurer, Editor, while I remained Sec'y for while (membership, minutes, stuff like it). Wasn't til a good ways down the title of “The Styrene Sheet” came about. Bill Ferrante, David Sampson first Editors of that while we were still “San Jose Scale Modelers”. Best known as Editor alumnus followed them: Chris Bucholtz, who was at helm for a LONG spell, followed for not a short spell by John Heck. Name seems familiar. Oh yeah, there he is! On our masthead of The IPMS/USA Journal as Art Director. SO, that's where he went ! (thanks John. You, Chris B, a helluva team on that).

Jared Bishop took The Styrene Sheet duties on for a short time before he moved out of state (odd, same way I got there in first joining Club, something about this job...) Then Bill Ferrante and I resumed it late summer 2007. Again, something of a cycle where August is concerned. Leads back where/why I started this history tale. The Anniversary Year One of TAMS !

TAMS. The AfterMarket Sheet, wholly & solely my monster. Now at this issue, finishes 1st year , my plans for keeping it for duration of my current Editorship. Which is why you see “**OSS**” short for The **Original Styrene Sheet** in my references to “duty” Newsletter these days. In August 2012 TAMS Inaugural issue, outlined this was “extra” put forth as a hoped for benefit to members. Only to be available in “E-dition” (as a PDF, emailed). There was, is plenty practical reasons in choice.

Beyond my then stated purpose to incentivize members to drop the mailed OSS copy, take up (then) option E-dition OSS, with a TAMS bonus. Back then, it would cost another 600 dollars a year in postage to mail all TAMS issues, (ie; double in cost of the OSS, then add on top of that). Not only, there was that 1200 dollars extra! in copying costs, plus the extra effort to collate, assemble, staple, label, stamp and mail TAMS. You see, Bill Ferrante was footing the 300 plus a year in postage, I was footing the 600 a year in copier bills, for majority funding of the OSS by then, annually. So made a lot more sense for me to continue having fun instead contributing my monies for sponsoring contests (at least monthly club ones, as I now am getting out of the major funding business for annual ones). Versus pay for & do copying, plus hours spent at all rest of the OSS work, on less than optimal sleep. Not to mention the fun if I didn't keep up with timelines!. Besides, color edition of the Original Styrene Sheet as a published, available item has always been wish of several of us “OGs”. As a PDF item for email with your option for print (color or b/w, on your dime/time) OSS, already become part of my Editorial Reign Redux.

So when it dawned on my fatigued brain last August to create TAMS, these means, reasons for being “only a digital doc” were well understood, legion. Best result was yet to come to me, however. Holding standard of 10 pages (5 double sided 8.5x11, just under wire for one stamp 1st class) for OSS, has been a prescient, precious perfect model. In case a next Editor of the OSS ever wants to, be easy to calculate cost/work for a resume “print/mail” Newsletter model. Just find way to pay.

So, best result? TAMS since inception has averaged 20 pages. Means I am catching up in page count with Chris B., in this way: The AfterMarket Sheet equivalent to TWO Sheets extra, per month. So I 've published 36 issues in August 2012 span to August 2013, in “old days” Newsletter terms. If I can keep at this (thanks to OG RJ Williams, others providing, getting a fair amount of editable material to see that forecast), in a few years I'll be caught up. Actually, TAMS is selfish joy for me as Editor, as originally outlined in 2012. Damned unlikely ever now have to “split or shrink down” content. See, with both, a whole lot of news and commentary, photos can be fitted out suiting me and I hope you all, every month in timely fashion.

Another perk is like this issue. Thanks to Chris, I had Official Minutes in hand, ready to sculpt into the OSS, fast. Thusly, was published weeks ago. TAMS this month ? Stuffed full of things that either wouldn't have been put together, not been a good size, or at all as timely in scheduling. HOPE YOU LIKE IT. But don't ever get used to it. The Next SVSM Editor is under NO OBLIGATION to continue this publication. For that matter, the point is also, neither is the current one. – *mickb*

EDITOR' s TABLE OF CONTENTS AUGUST 2013 AFTERMARKET

- 1) BEGIN RJW ARTICLE ON BUILD OF FIRST B-17 & PBW WITH JUNIOR MODELERS (resumes at 4 until 5)
- 2) EDITORIAL / TABLE OF CONTENTS AUGUST 2013 TAMS
- 3) 2013 EVENTS & CLUB MEET CALENDAR AUGUST MEET AND BEYOND
- 6) REMINDERS ON UPCOMING (2) CLUB CONTESTS FOR 2013 (*ODD JOB and MOAB2*) & 2014 MARCH
- 8) EDITOR CELEBRATES 1ST YEAR ANNIVERSARY OF TAMS WITH NARRATIVE REVIEW OF JULY SVSM
- 19) **BREAKING NEWS ON RELOCATED SACRAMENTO SILVERCON 2013 & EDITOR'S NEW FUNTESTS !**

UPCOMING EVENTS CALENDAR AS OF SVSM MEETING 08-23-13

Friday, August 23 2013

IPMS/ Silicon Valley Scale Modelers monthly meeting. Editor's Contest Theme: "The Guns of August"

Saturday, September 7 2013

Reno High Rollers host #14, theme "Civil Wars" Desert Heights Elementary, 13948 Mt Bismark, Stead, NV

Friday, September 20 2013

IPMS/ Silicon Valley Scale Modelers monthly meeting. Member's Contest Theme is "AUCTION NIGHT"

Sunday, September 29 2013

IPMS/ Fremont Hornets host "Tri City IX", Contest Theme is "Soldier of Orange" (They're going Dutch!)

Friday, October 18 2013

IPMS/ Silicon Valley Scale Modelers monthly meeting. Member's Contest Theme is "Odd Job"

Saturday, November 2 2013

Antelope Valley Group host their 17th Desert Classic ! Theme "Day At The Zoo" in Lancaster CA

Friday, November 15 2013

IPMS/ Silicon Valley Scale Modelers monthly meeting. Editor's Contest Theme is "MOAB 2"

Saturday, December 7 2013 (see sheet 19 for **BREAKING NEWS ON THIS EVENT'S LOCALE**)

IPMS/ Silver Wings host their annual Winter Classic "SilverCon" Theme is "Days of Infamy"

Friday, December 20 2013

IPMS/Silicon Valley Scale Modelers monthly meeting, "Gift Madness" is theme. Locale TBA

Saturday, February 01 2014

NNL West 2014 host their Show, theme "1964" Santa Clara Convention Center, Hall A Santa Clara CA

Saturday, February 15 2014

Hobby Expo 2014 in Petaluma. Theme TBA same dream team same locale

Friday, February 21 2014

IPMS/ Silicon Valley Scale Modelers monthly meeting. Editor's Contest Theme is "From Goddard to Gagarin" An all "Real Space" subjects competition for his birthday month celebration.

Friday, March 21 2014

IPMS/ Silicon Valley Scale Modelers monthly meeting. Editor's Contest Theme is "The Beatles Invasion"

Saturday, April 5 2014

IPMS/ Silicon Valley Scale Modelers host their first SV Classic Contest & Show, theme is "1964"

Saturday, April 12 2014

IPMS/Seattle host their Spring Classic, theme TBA. Renton Community Center, Renton, WA

RODNEY SEES EDITOR SPLIT 1st TIME B-17 BUILD STORY IN TO JUNIOR & SENIOR MODEL (from page 1)

accomplished the “dry-fitting” and sanding duties. Then I showed them how to use super glue, including re-scribing in panel lines and masking off the clear parts so (I) could paint their models.

I would help the boys on their models, then get busy on my “17” when they went to play their video games. For years, I had bounced back and forth from one model to another. So it was easy for me to work on the PBY, then on the two B-17 models.



I taught each of them how to use my Badger-200 internal mix airbrush. To my surprise, they both did an “excellent” job painting their models. Their attention span is about 3 hours on a project such as this. However when they are playing with their video games, they can go all day without stopping.



We made good progress in June, July of 2011, however they had to leave in mid August to go home to Irvine, California, as it was “back to school time.”


We got Kaleb’s PBY-5A about 97% finished. All I had to do was add the decals, some gloss coat, including my special mix of semi-dull coat, (75%-future and 25%-dull coat).



Kris and I screwed up the paint in one area on his B-17G. So I finished it and then added the decals, then some Future and semi dull coat. In early September I shipped the models to the boys, the PBY & B-17 arrived safe and sound.




For added viewing I have enclosed a few photos of the boys' models and how I packed them up for shipment via USPS. The two models were raised up off their landing gears, and mounted loosely on soft foam. Then additional foam was used to keep the model in one place. Please note that I wrapped the models' resting areas with some soft toilet paper.



Once, on TV, they showed how boxes drop two to three feet nearly 30 times, from one conveyor belt to another, from the time it leaves you and gets to its destination.



If you attach a label that says "This Side Up", it means nothing to the conveyor runway system of UPS, FedEx and/or USPS.



Modeling is fun, so enjoy it while you can.

If you have any questions concerning any of my models that Mike posts in the SVSM "Styrene" and/or in the (Fremont Hornets) BUZZ, please email me.

Rodney J. Williams
Dolores, CO
Email: fox7077@gmail.com

©May 9, 2013 – RJW fini (for now)

EDITOR'S NOTE : NEXT TIME, IN PART TWO (SENIOR EDITION)

We'll take up with Rodney's First Flying Fortress, working from this kit ...



SVSM MEMBER' s CONTEST THEME OCTOBER 2013

" ODD JOB "

Odd Job for October (odd scale kits = not necessarily just "fit box scale", so you know)

Basic premise: Build ANY subject you like, however we're restricting certain classes of each likely type to go with contest's spirit, namely stay away from "normal" and commonly accepted scales for each. Works out best in "negation first" rules stating:

AIRCRAFT : NO on 1/24, 1/32, 1/48, 1/72, 1/144 scales entry. Seriously

ARMOR: NO on 1/35, 1/48, 1/72, 1/285 scales entry. Again, seriously.

AUTOMOTIVE: NO on 1/24, 1/25, 1/32 scales entry. Really.

SHIPS (Nautical) : NO on 1/350, 1/700 entry. Not so hard there now was it?

SHIPS (Space/Fant) : No Restrictions per se, just try to find something Odd to enter

FIGURES : NO on 54mm scales entry. May be expanded if overrun with potential.

NOW what's that leave for those not particularly versed in model scale history trivia?

GOOD QUESTION and here's a suggestion of commonly accepted answers for each.

AIRCRAFT : YES on 1/18, 1/35, 1/50, 1/75, 1/87, 1/96, 1/100, 1/200, 1/288. See?

ARMOR: YES on 1/18, 1/32, 1/40, 1/76, 1/87, 1/96, 1/100. Not a limit just known ones

AUTOMOTIVE: YES on 1/20, 1/35, 1/76, 1/87. Not a limit just again some ideas.

SHIPS (Nautical) : YES on 1/48, 1/72, 1/96, 1/400, 1/600, 1/1200 for examples.

FIGURES : YES on other than 54mm scales entry. 1/72, 1/48, 1/40 for now OK

AND OF COURSE, the original raison d'être, ANY FIT THE BOX, like the ever popular 1/118 scale (PBM Mariner !) 1/136 (P6M Seamaster!) 1/571 (TITANIC) . NOW the only other solid rule is: *ALL ENTRIES MUST BE FINISHED* to be eligible for prize monies. Enter unfinished if you like, only there's no money honey.

SVSM EDITOR' s CONTEST THEME NOVEMBER 2013

" M O A B 2 "

MOAB 2 for November , our last meeting of 2013 with models on the table to talk over. A simple and basic premise: Build ANY subject you like, ANY scale you like. Out Of The Box. Yeah. Here's the rub. When and where we (me) say "out of the box build"... means just that. So? What's so "difficult" or "new" about that. Works out best explaining in "negation first" rules statement form:

AIRCRAFT : NO on standard "allowance" for "paper or tape seat belts" or other silly compromises ala IPMS USA. If your kit didn't have seat belts, or the "control stick you always wanted" or gun barrel of the right diameter or pitots of same, tough luck. Same answer on "substitution of decal markings". If you can't prove they came in the kit you chose, don't bother to enter your model here we won't pay. RESCRIBING is allowed in most MINIMAL application. If you think it's clever to "sand everything, so of course, needs to be rescribed to restore detail ", be my guest. Then plan to enter model in USA Nats or someone else's OOB rules contest. You've outsmarted yourself by being too bright for me. No, using the instructions to make paper belts, altho clever, won't pass.

ARMOR: NO substitute tracks, decals, aftermarket bits, just like aircraft on rescribe too

AUTOMOTIVE: NO substitutions or aftermarket or wiring etc. Just what was in box.

SHIPS (maritime) : NO substitutions or aftermarket, etc Just what was in box.

SHIPS (Space/Fant) : NO substitutions or aftermarket, etc Just what was in box.

FIGURES : NO substitutions or aftermarket, etc Just what was in box.

I'm sponsoring this little "clubtest" which is " MOTHERF#\$@ \$! Out A Box Build ". Nowadays one should be able to find a fine kit to build literally straight out of the box (or bag) it came in, and show you are a credible skilled modeler willing to compete without any "tiny gives" . We'll see. Awards this go: \$20, \$15 and \$10 (1/2/3) since I am among those who will put their money where their mouth is. Give it a shot, hey?

Where We Remind of An Upcoming Club Contest Announced Already for 2014 (oh thank heaven we're on sheet 7)

SVSM MEMBERS' CONTEST THEME MARCH 2014 "The Beatles Invasion"

I Get By With A Little Help From My Friends (when planning concepts for Club Contest) summarizes it. Alternate Title (a medley) "**Something**"/"**You Can't Do That**"/"**Tell Me Why**" really exemplifies its conception thru gestation to birth. – OR- simply be referenced as a "BEATLES SONG THEME CLUB CONTEST" Okay ?

We're just having some fun here, but this is indeed, a SERIOUS OFFERING of COMPETITION. Here's how: FINISH an entry (or three) that qualifies within the following Strict Guidelines and bring to 2014 March SVSM:

ANY INSECT KITS (*as long as they're Beetles !*)

ANY VW Beetle kit (*one guess why*)

Yellow Submarine/ Sgt Pepper's Lonely Hearts Club Band

(ANY Primarily Yellow or Submersible subject, or both)

Back in the USSR

(all Soviet subjects)

Drive My Car / Long and Winding Road

(any car)

Blackbird (*gee... guess*)

(limited to Lockheed subjects U-2/A-11/F-12/M-12/SR-71/D-21)

I am the Walrus

(Supermarine subjects)

Norwegian Wood

(any Nordic subject)

Carry That Weight

(cargo mission vehicle of ANY type)

Happiness Is A Warm Gun

(any artillery piece)

Hello Little Girl

(any female anime figure)

Hey Bulldog

(any M41 tank or Bristol Aircraft)

Searchin' / Looking Glass

(any model of NEACP or an AWACS/Standoff radar picket or similar mission craft)

Matchbox

(any kit from the aforementioned) (yes, seriously, look this song title up in Beatles listings)

When I'm Sixty Four

(ANY 1964 subject)

Young Blood / What's the New Mary Jane

(for ANY NEW SUBJECT (NEVER BEFORE KITTED) IN LAST 24 MONTHS)

Yer Blues / For You Blue/Blue Jay Way

(any PRIMARILY Blue Subject)

Act Naturally / Maxwell's Silver Hammer

(any primarily NAT METAL plus MILITARY MISSION subjects)

You Won't See Me / You've Got to Hide Your Love Away

(Stealth tech subjects)

A Hard Day's Night/Good Night/Mr Moonlight /Tell Me What You See

(Night Fighters or Night Attack a/c)

Hey Jude

(WW2 Japanese a/c Yokosuka D4Y "Judy")

Free Bird

(freedom fighters air or land)

Revolver

(Primarily white and black subjects)

YES, YES ! Editor Demands MORE Looking Back On July SVSM 2013 Meeting

There's Plenty More Where That Coverage In August OSS Came From, Here's Proof

The ten pages of the Original Styrene Sheet were solidly booked no matter how I drafted it, and with again a swiftly sent 2 pages text set of minutes in hand, clearly unlikely room for all the pictures I wanted to use there. Thusly a short look at the recent Dragon Lady Summer Classic, then fit in as full a pictorial review of July meet SVSM which text allowed. Happily, nearly all of it on the final draft. Now here, we'll look at what had to wait, along with particular favorites of the Editor's from that month's table. Hope you like this collection ! - mick



President (& Treasurer Ad Infinitum) Bill Ferrante's P-40E (Academy 1/48) above.



On the right, Ben Pada's FW-190D-9 from the Tamiya kit is front and center, his Macchi C.200 from the Italeri is right behind it, finally finished, he reports. Those looks from his fellow modelers seeing this news, priceless !



Bill said Academy "E" fits are poorer than same type older Hasegawa kit! Intent for this as his "MOAB 2" entry, sounds like model OOB is already shaping up a real mother~#@\$@^r !

Two more looks at Ben's MC 200 and FW-190D-9. Combine Ben, Gunze-S and 1/48 scale, watch out!



NOW before we continue, a little help please: On the left, "The One That Got Away" Looks like a MiG-3 WIP to my eye, however I didn't remember or record anything of it. Checking the official minutes, nada there as well so I point it out here with a "positional ref" in case someone would kindly notify the Editor re: builder & details



By Editor's Merciless Hand, Perhaps Many Are Forced To Relive More of July SVSM Meeting ! (now sheet 9)

OKAY, now let's bring it back on the meeting!). First, a look from the front desk back to where work done with



Prez Bill and Sec Chris keeping Model Talk well underway, recorded. Now, let's look over at variety of SVSM



table, sometimes I neglect to give enough attention here monthly, in "showing the oft splendid overall" of them



Check it here alone: Figures! Civil birds of all sort, Missiles, a CAMERA, Cars, and yes, airplanes too.



More On What Makes Many Monthly Meetings Mighty Museful

(it's sheet 10)

Surely makes life easy on the Editor when the community shares so freely and in wide variety with everyone, to capture some of the essence of what makes a Club “go”




Of course, if you want to know the details for much of the fine works finished and in progress here, you'll need to get someone (or several) to record the goings on. Refer for this month to the OSS for the Official Minutes of July , taken by Chris, commentary elicited by Bill. Yes, my photos. All



a shared treasure though, remember. Because all of the members and guests present, bringing it on, are making the whole of it vibrant and possible. Much of a fan, adherent am I, to that exciting machinery of the mind that is the Internet. Almost enslaved in a way to my email and search engines, working on website things all the time. Yet I too, among many , cannot ever see a time, or a way that Web'll be ever able to

create or sustain what the magic is when everyone meets for face time like this, for us now nearly 50 years running true. ☺



Looking forward to looking over what's going to show up on table, every month. A soothing and enlivening “spirit” as in a therapeutic sense. No matter what life out of the realm of “community modelling” may bring, this unique band of creative souls will be in some assembly, there to share and surprise. Not always able to be the same group, not always everyone has something “on the table”. But being there in numbers whether few or many, to share

in this at all, makes all the difference. Every club member and every club, is valuable and a great contributor.

I just got a marvelous reminder of this, from a Webmaster only met in email, whose newest IPMS club is less than 2 years in existence.

Formed of as his site says, of vets and new alike sharing this ideal he puts so very well in two line brief:

Of what we all share in common:

“Glue. Plastic and Paint.”

Thanks ! Pedro J. Negron, for an excellent “catchphrase of truth”



Now, as prefaced, the remainder of my photo essay will be **primarily irreverent look** at some of sweet works y'all brought. The "stand" for Gabriel Lee's rendering of Pegasus Hobby's re-imagining of the Nautilus, eyeing with deadly intent. Gabriel's known for his steadily modelling Fuerza



Area Venezola, past and present. His talent for Hypothetical and "Fantastic" subjects, equally fun, vibrant share.



Wouldn't you say that his Architeuthis (Giant Squid) appears to be oh so very alive and swiftly at its purpose ?

Sure, the excellent pose and sculpt of mold does give Gabriel a nice head start. (...forgive me)

Truly though, captures a case repletely evident of a modeler's artistry for bringing "organic life " an object. Eye catching!

Speaking of catching, a call to TIGHAR seems in order. Look, someone at SVSM found Amelia!

Call MSNBC News, *Mystery Solved*. Earhart's Electra lost tail plane, crashed on table next to a Giant Squid...



With Delight We Reveal The Final Resting Place of Earhart's Electra and How She Got Stateside to Hide (12, onward)

Ah Hah! Thanks to an innocent Junior member, we now have a diorama on the July table that *clearly explains* it all. Amelia, ace pilot extraordinaire, skillfully placed wheels up NR16020 with right vertical tailplane/rudder broken off but trailing by antenna wire, on Earth's surface. Then, seeing her plight, Captain Nemo swiftly took the Nautilus to her crash site planning to rescue. Only to be ensnared by a terribly irritated Giant Squid, still mad about having to chase off yet another tiresome nosy deep sea submersible from Animal Planet Network. Seeing her chance with all this confusion, Amelia leaped into a secret USAF deep sea convertible. Making her escape to end up in New Jersey, safely hiding in plain sight as a housewife to the end of her days. You learned it here first



Or maybe it was this Supermarine Seafire 15 she used?



I'm sure as well, any rumors an Angel Interceptor piloted by Captain Scarlet, mistaking her for a Mysteron, shot her down over Milpitas (or the Pacific), are *completely without merit*. However, my keen reporter skills honed at the Weekly World News, will undoubtedly guide me safe to the hidden truth here !

Alright...
next page
I'll put it
all square.
😊



Letting Imagination Loose Endangers Editor's Standing With Secret Keepers Association, So Back To Reality (here 13)

WELL, I did warn you at the beginning of this photo essay, irreverence was watchword. Still, keeping things a bit more fair and balanced is sensible. Besides, anyone who takes on that Williams Brothers "Bizarro Scale" kit of Lockheed Model 10 Electra, deserves respect. Especially if he got it only shortly before (a week!) at Fremont Hornets auction, had it all done. Junior Member Mark Balderrama, hats off to you. That's his 1/53 scale Electra in Amelia Earhart scheme, next to his "personalized" Mustang 'vert. Brother Max helped me also construct my drastic retelling of the Earhart mythology with his great build of the Angel Interceptor kit. That is one I wanted to do when I was his age (and had no idea who or what Captain Scarlet was then, just this was a cool look mod) and nowadays can appreciate the skill of a young modeler, for this is a FINICKY molding. Hats off to Max, too. Lastly, credit to their friend and neighbor Carlos, who got that Seafire 15 from me only week before, done too.

All three boys demonstrated they understand the one & only rule of modelling: If it's fun, you're doing it right !




Definitely capturing that same sense, Dave Anderson's fun (& practical) latest sharing was his "OOB" kit 35 mm camera. A wise man, David's supplied plenty of "documentation" for his build as you see here. Oh no wait, that club contest isn't until October! My bad, let the cam outbag. No, just the Editor having some sport, quite impressed with this model



Two more who definitely also give us often a variety in subjects shared in modelling as well as the joy in it: Ron Wergin and Chris Bucholtz. In Ron's case, he has an Italian tank operated by the Germans, captured by Partisans and weathered by Ron. The expression in Ron's commander,

I'm jealous of his great work. Now a look at Chris' s SPAD even has Mr Partisan intrigued





Anyone who's been around us a while, knows Chris and I are massive fans of Ed Heinemann's Acme Able Dog Better known as the A-1 Skyraider. Must be one reason there's so many shots here of it. Perhaps another is that



yes, I'd never miss a chance at getting all this perfect ref material in scale for a bird I wanted to do as well. Best part in all this so far, Chris is still WIP here. As underwing, ordnance set remains to be hung. That's



the "special bomb" on a pole in the picture on right. An invaluable resource, this sharing of his build & research.

Making it to meetings for face time and opportunity to hear the "living history" with all the work everyone does, like all the background for this particular build, priceless. Minutes, Pictures, essays, capture some of it and well too. However, nothing beats hearing the tale unfold live in person. There's marvelous modeler boards on the Net, I'm in agreement. As great expansion to our community, but won't and can't be a replacement for local club meets.

Just provocation of thought, is all.

Like Chris's F7U, for our future fun.





Yes, having The AfterMarket Sheet to play with, permits us room for range of model explorations, editorially . In that spirit, we continue the narrative of how in specific and general, our local club meets and members are the gold.

Many of our members are “known” for being often modelers of single range of subject, yet that’s more often than not unfair to leave “fact” unchallenged. One means to best learn that is making the meetings, meeting the modelers.



Another is to try and record a bit more of Work In Process, as sometimes we don’t see the finished results for awhile.

In cases of armor, isn’t likely Laramie Wright will keep us all long in waiting to see these three when he’s done. But he is also quite a fan of aircraft in

miniature, like recent one below. Laramie wasn’t the only one to show what great work Airfix just put out. We had another “new mold of old gold” of same Gladiator kit that night, definitely seems a vote in model’s favor.



Mayhaps Laramie has his Gloster planned to be as a bit of therapy. As in fashion he characterized Tamiya Churchill Mk 7 underway here. As “goes together very well, just needs some details”. Unlike effort he said required to convert Academy M60 or “accurize” their M551.

Another way where being truly one who models “more than one thing” helps out production and the fun.

Two more “armor masters” who are just as fancy with fenders; Randy Ray (he shared look at a very cool F1 kit)



who is quite an auto racing fan. Brad Chun, who won Mod o’ Month in



July with his WIP quintet of American Automotion Hobby in miniature. Also seems that another Silent But Deadly SVSM Master of many genres, had this WIP Klingon battleship approach too close to Mr Brad’s collection. **Proof:**

More Meeting Fun Where We Provide Proof Of Offence and Defence In Scale Plus Applaud Auto Motives (oh, on 16)

Below another close look Brad's signature (*practically patent pending!*) blue tape "test fit" adhesion procedure,

To the right, another angle, photographic evidence left all over the Carr Klingon BattleCruiser engine nacelles. CSI-SVSM, no ?



Keeping on the topic of model Carr stuff, I didn't want to miss a chance to share at least one more of my favorite July shots

This SJPD blue, one of John Carr's works over of a "toy shop" die cast. All business, yes. Yet if you were at meeting you likely would have got an inspiring infection from



expression in model talk of John's enthusiasm with this project. John's done some grand ships, figures as well, so again, major range model artist.

A "Passionate Expression of Auto" could also be used in describing how the tale was told by Shervin Shembayati, on his odyssey seeking completion for his Ferrari from a Fujimi kit. If this is how your "disasters" result, a "bomb" in the best sense awaits when next WIP of yours finished. Ferrari done, Shervin's got this A-26 cockpit underway. Review so far, brings on "sense of the 70s".

Continue to go forth undaunted, S2!



Editor Begins To Corral This July Meeting Narrative In TAMS Anniversary Issue. But Wait ! There's More (re 17)

Ken Miller brought an imminent anniversary reminder of his own, his 1/144 Saturn Five with Apollo Moon Shot



atop it. We met a night before “One Small Step For A Man, One Giant Leap For Mankind” hit Golden Year (50)

While Ken was relaying his experience doing the 777 by Zhengdefu, it seems I caught shot of this plane trying to crash in Sec’y Chri B, a ploy perhaps to prevent his recording minutes



which told the tale behind this Box Art here.

Seems Zhengdefu purports you can build either 777 or a 737 ! from the given kit, apparently it’s “all in the tail”

Pure speculation, but based on recent news reports researched since the meeting’s passage, methinks Zhengdefu was a victim of bad choice of Advertising/Market firm. They must have chosen the same one this Chinese Zoo

used for their “African Lion” Exhibit reviewed on right: Apparently, that lion began “barking”, blew its cover. A followup reveals this all due to REAL one being away at hospital. ☺



Being held behind bars didn't phase the Tibetan Mastiff and



seems now Mr Lion is SO ready to return to his cage, lickety-split.

Thanks due Ken, I have two excellent renderings in full “three-D” to offer up for those who forgot or are unfamiliar, what an actual

1/144 scale Boeing 737 looks like built up. (below) Really sweet work here, Ken, all the table items you shared. Now, far from wanting to leave in my comedic rendition, idea that only Zhengdefu company could be made out as the only model firm capable of, or to blithely offer such an egregious gaffe of a kit... Check, see next page.





By no measure was Zhengdefu the first or the worst at this sort of mis-marketing to modelers. For those of you who aren't ancient or steeped in modeler trivia...THIS IS THE LEGENDARY Revell 1960s 1/72nd P-51D. Oh that box art you can frame...and should, so your friends see and avoid this EVEN TODAY. There on left, a RECENT build of this model that is STILL being sold ! Take look at those "wing tanks" before you even get to that "classic nose". Even the newbies can see...No Mustang here



Even if done in the "out of box scheme" and posed to try to "ameliorate" the worst of it, there's no way a modeler presume there's a Mustang here. By the way, the builder of "Cookie" above sanded off all the rivets that a look left are ALL OVER THE WINGS, TAIL, FUSELAGE and scale out to dome light diffusers for a kitchen. Even changing markings can't save:



My thanks to those of Airfix Tribute Forum for posting these Revell P-51D shots, saved lots of grief and time. My other favorite whip post the company wisely never showed "P-63" on box.



SO, closing out this meandering multipurpose narrative which used SVSM's July Meeting for a frame vehicle to explore hither and yon, making some effort of amends for my nailing a mild mold mischief.

Seems now after all the working to get here, most appropo to end it as I began this . A sample partial look with a perfectly prototypical look of an SVSM monthly meet (July 2013 of course here)

Our departure ? *Upon the wings of Pegasus ...*

See you, one month (this) or another ...

-mick fini



HEY YOU !

(Breaking News)

YES, YOU !

THE POTENTIAL ATTENDEE of SILVERCON 2013

An Event of Competition and Show being hosted by IPMS SilverWings (Sacramento)

HAS BEEN MOVED TO A NEW LOCALE (IT WON'T BE IN ELK GROVE)

Per IPMS SilverWings' Art Silen communication to our Region Nine Coordinator Chris Bucholtz dated 8-16-13

SilverCon 2013 Winter Classic will held at TOWN & COUNTRY LUTHERAN CHURCH and SCHOOL
4049 Marconi Avenue
Sacramento, CA 95821

Previously announced and published details (Theme & Date) ARE REMAINING SAME. More details coming.
Theme: "Days of Infamy: Pearl Harbor to Guadalcanal" Date: Saturday, December 7, 2013. Locale: ABOVE

AS FORECAST (or forewarned) in August OSS Editorial, 3 new FUNTESTS

SVSM EDITOR' s CONTEST FEBRUARY 2014 "*From GODDARD To GAGARIN*"

ANY and ALL "Real Space" subjects literally from the beginning. Paper Proposals to Prototypes, Any type.

Basic premise: ANY subject you like, any Nation or period. As long as it's clearly connected to Real Space Age in development or design. X-15, X-17, X-38 included, Titan I, II, III, Redstone, Thor ballistic missiles okay as are Soviet SS-6, even with military (war) payload versions (since they have "civil" booster cousins) There are a LOT of potential kits to put in as entries. Make your own "crash effort" join in with Editor's birthday month fun.


SVSM EDITOR' s CONTEST MAY 2014 "*The 80s*" (aka *Modelling Miami Vice II*)

ANY and ALL "F-80s" for a start ! (F-80, F-82, F-84, etc) Olds "88" cars. Any 88mm weapon/system. T-80s.

Any 1980s auto marque. Convair 880 or 580. Airbus 380. Work on the seed, find a way that fits your need.

SVSM EDITOR' s CONTEST JULY 2014 "*DAY Of TRINITY*"

As some fun, here's the basic outlines: Simplest entry method, bring to enter any group of three "NEW" to our table subjects you built. Or slightly more complex, a single entry on a "Tripled" theme. (TriMotor, TriJet, Tri Wheel Auto. NO, Tricycle gear aircraft by themselves, aren't okay as single entries). Or, go for nuclear option, again, single entry subject allowed as long as it's clearly "The BOMB". Nuke weapons (ICBM, IRBM, SLBM, Tactical missiles as delivery vehicles. Bombs, too.) Subs, Aircraft, Armor delivery vehicles, NOT eligible alone.



EDITOR

SILICON VALLEY SCALE MODELERS

P.O. BOX 361644

MILPITAS CA 95036

Email : dens25403@mypacks.net