



THE STYRENE SHEET

VOL. 48, No. 3 www.svsm.org MARCH 2014




A Publication of the Silicon Valley Scale Modelers, A chartered Chapter of International Plastic Modeler's Society, USA branch.

AND ... A GOOD SMILE WAS HAD ... BY ALL



Official February Minutes, continued on sheet 3



Photos: Mick Burton Models : everyone

THE OFFICIAL MINUTES OF February by Chris Bucholtz

PREVIEW OF COMING ATTRACTION !

FIRST Saturday in April, 2014. New Contest Director "Helo" Mike Woolson & his team open launch doors to one and all for our NEW SV "Classic". Like us, it will be a fine mixture of "new and old" in recipe. We're celebrating in a number of ways. One being this is 20th year since we changed IPMS San Jose Scale Modelers to Silicon Valley Scale Modelers. ☺ It's our THIRD name change, significant more due as part why our overall chosen theme is "1964". Life is change. Plenty of that in a club now OVER 50 years old. So, Golden Anniversary of us as an IPMS/US club!(we existed before USA branch)



On the left, the Best of Show Senior Award, a very appropriate choice by our new CD. Below, center and on right, Mike's thoughtful choice for "something new" in way of our Best of Show Junior/Youth. That you see here is "draft" example graphics, better material has already been created. The most important part though, is the center piece. Which only will be supplied when we have a winner! Mike's fiendish great idea for us to shoot, select, print and insert picture of the awarded model before handing out ! YES.

A tremendous amount of work has already been done towards seeing to this event launching as smoothly as ever, a credit to new CD Mike. EXCELLENT CHANCE for some of you out there to step up at the Day of Event and join in this effort as Category Judges.

When our March SVSM meet arrives, this, First SV Classic, will be TWO WEEKS AWAY

Mike will be happy there to



take ANY and ALL donations to the SVC Raffle. He would also like to be reminding all that Membership Dues for this year are payable that night .

One of our new CD's hard tenets to take this job on, was that ONLY that money the club takes in will be used to finance this event. So far, we're on the path to succeed. 36 dollars goes a long ways when it's combined with a fair number of others in community.

Willing, Able, Ready Bodies working many months before along with what "big bucks" Club has able and ready, willing to part with. Big part of what makes this ship GO. Or not. Not magic.

Those who are about to spend (their time, others and their money) I also salute you. With THANKS - mickb



SVSM 2014 SV Classic Saturday, April 5, 2014 Theme: "1964"



Celebrating 50 years of SV Scale Modelers



Napredak Hall 770 Montague Expressway San Jose CA 95131

9:00 AM Doors Open 12:00 PM Registration Closes 1:05 PM Judges Meeting 1:15 PM Judging Begins 3:30 PM Awards Presentation

2014 SVSM Classic Theme "1964" Muscle Cars to Missiles, Men at War and Men At Work, Scale Modelling's First Golden Age 50 years Then and Now

NOW OFFERING 47 Categories of Senior (18 & up) Level Competition

SWEEPS ALLOWED! ALSO OFFER 13 "Golden Chances" for Special Awards

5 Categories for Junior (13-17 years) 4 Categories for SubJunior (12/under) Competition

OPEN TO THE PUBLIC NEED NOT BE AN IPMS MEMBER TO ENTER & COMPETE!



JOIN SVSM returning to their San Jose roots for a celebration of the 50th year anniversary as IPMS-USA chapter (we're older than that!)

NEW CONTEST DIRECTOR NEW SHOW LOCALE !! NEW SPECIAL AWARDS!



THE BEATLES



SAME OLD LOTS OF FUN!

Contestant Admission Pricing: \$ 12 Senior, Unlimited number of models entry

\$ 2 Junior, up to 5 models included, enter 6 or more = 5 dollars flat fee

\$ 1 Subjunior, up to 5 models included, enter 6 or more = 5 dollars flat fee

Spectators admission free !

RAFFLE !

FREE MAKE AND TAKE For 17 and under !

VENDORS !

The Silicon Valley Scale Modelers (SVSM) are a chartered chapter of the USA branch of International Plastic Modelers Society (IPMS)

SVSM MEMBER' s CONTEST MARCH 2014 " The BEATLES INVASION "

For a full and complete reminder of this contest go here: http://www.mickbmodeler.com/march-2014-svsm.php

NEWS FROM FABULOUS FEBRUARY '014



At the February meeting, Steve Travis told us about Vets Saving Vets, an organization committed to giving veterans reasons to live – including through arts and crafts. Since we’ve already had eight major donations to the VA Hospital Drive, Steve proposed we include Vets Saving Vets to our program, and the membership agreed by assent.

Chris Zanella reported good numbers for the IPMS/Santa Rosa show – 100 entrants and 334 models. While these are lower than the all–time records, they show that the show continues to draw well and serves as a great ambassador for our hobby.

In model talk...

Cliff Kranz has built Revell’s 1:32 F-4J Phantom and MiG-21 and has plans for an aerial diorama showing a Sidewinder headed for the MiG’s tailpipe. Cliff swiped the external tank and Sidewinders for the F-4J from the Revell F-4B kit to give it a more complete load.



Frank Babbitt completely rescribed the Airfix 1:72 C-130, modified the nacelles to replicate a C-130A. His next task is to find a new canopy for the model, since the original was destroyed during construction.

He’s also got the fuselage of an Anigrand XB-51 assembled, which is no mean feat, and he has a 1:48 Bronco JF-17 Vigorous Dragon fighter built and nearly ready for paint. Frank said he was impressed by the kit of this Chinese fighter.



Ron Wergin's latest small-scale armor item is a very nice King Tiger, crewed by a Prieser tank commander. The Dragon kit provided photoetched engine intakes grilles. Ron also brought in a couple of figures, an Indian Foreign Legion soldier and a Japanese soldier. Ron used the oddly-named Citadel paints for the Indian figure.



Lily Liu's 1:700 USS *Arizona* won Best Junior model at the Petaluma show; she says it will now be retired!



She built a diorama for a school project about the book *Ashes to Ashes*, and has since discovered that it was easily converted into a nice base for WWII airplanes or tanks! It currently sports a nice PZL.11.



Lily's dad teaches students in scale modeling; among the models they built were a 1:35 M1A2, a Peterbilt semi-tractor, a Revell 1:48 B-25 Mitchell, and an ICM 1:48 Yak-9, which has its undersides color added. Lily's dad built a Skywave 1:700 Russian cruiser himself; he made a nice water base for it by balling up a piece of aluminum foil, then unrolling it and painting it with blue paint, with white used to make a few whitecaps.



Greg Plummer was effusive in his praise of Fujimi's BMW 24GT3, which he says is an excellent kit. Greg painted the body white and then applied over 200 decals to complete the racing scheme.



Mark Schynert has his Monogram 1:72 F-82 Twin Mustang in Alclad primer, and he already has the tanks painted and masked in situ on the model.


Mark's Academy P-51 is nearly finished; he says it is a rough-fitting kit, with a few accuracy issues. He cut and closed the wheel covers (they didn't droop



on Allison-powered Mustangs), and he had to double-apply the decals because Academy's were translucent.

Kent McClure's started a new anime kit, this one depicting Clare from the series *Claymore*; it was made by the Hong Kong company E2046.

His figure from *Love, Hina* has its first coats of paint on the skin and three coats on the hair to achieve the shaded effect of the cartoon. Kent's also launched into the build of an Airfix P-51D as part of the Fremont Hornets' club build.




John Carr's Tripoli Marine needed a lot of clean-up and detail work to make it the fantastic piece it wound up being. He had to modify the hand to make it look as if it were really grasping his hat, and had to straighten out his rifle.

His Confederate Marine officer figure from Roberts Models was nicely cast in a brittle resin that didn't like it when John dropped it – he's replacing and repairing some parts.

John's Tamiya Wehrmacht soldier now has remolded hands, better-fitting ammunition pouches and a helmet strap that was repositioned to give the figure a more hang-dog look.





Brad Chun built one of Revell's Stacey David Rat Roadsters from the box (with his own paint job, of course), and he's been working on customizing a second one by lowering the front end four scale inches, dropping the back end six scale inches, cutting down the grille, raising the transmission tunnel and dropping the floor.

Roy Sutherland's 1:72 Tamiya Fw 190A received a new prop and spinner, wheels and gear doors from Barracuda Studios, plus Barracudacals decals over its white distemper scheme. Roy applied the weathered white using the hairspray method. He's also assembled much of the new Airfix 1:72 fabric-wing Hurricane I, which he says replicates the fabric fuselage of the Hawker fighter better than any kit he's seen.

Ben Pada's main complaint about the 1:48 Hasegawa P-39 Airacobra is that the clear parts don't fit very well – that's why the doors are opened on his model, he says! He finished his Guadalcanal bird in Gunze and Tamiya acrylics.



He's battling some unhelpful Eagle Editions decals on his 1:32 Tamiya F4U-1 Corsair, but he's nearing completion; painting the sliding canopy is one of his next tasks.

Ben's 1:48 Italeri Macchi C.200 was built almost completely from the box; Ben finished the model using Model Master paints and the very nice decals included in the Tamiya issue of the kit.

His Hasegawa 1:48 F-104J built for the Fremont Hornets' group build several years ago is finally finished, after Ben found some long-lost small parts. The scheme was used in a war game.





Firefly V, which just received its windscreen and is getting close to painting.

Chris Bucholtz's 1:72 Tamiya P-51D is finished; the model has an Aires interior, an Obscureco wing with dropped flaps and mismatched treaded wheels from Aires. Chris drilled and pinned the landing gear for additional strength, which would have been a smart idea had he not drilled through the top of the wing in the process! Chris is also making progress on Special Hobby's 1:72



Eric Lenk was amazed by how much paint was required to cover the Revell 1:144 International Space Station. Thus far, he's built the Harmony, Destiny and Columbus modules, plus the JEM modules. The model has very little flash and fits together quite well, he reports.



Laramie Wright nabbed his Accurate Miniatures Il-2 at the gift exchange in December and he has the airframe largely complete. He used articles on the Internet to anticipate problem areas, and replace the prop and spinner with Ultracast resin items. Laramie also has a Tamiya French carrier and trailer under way; he says the model is nice but it has a ton of sink marks that need to be addressed.



Dave Anderson marveled at Airfix's easy build Bf 109; it's a Lego-like model but all the connection points are hidden inside the model.



And the model of the month goes to... Greg Plummer for his Aoshima Takoyaki Truck! Greg says the model depicts a Subaru, although Aoshima makes no mention of it; the decals for the truck – which sells a lunch item

that is ball-shaped and made of a wheat-flour batter filled with minced or diced octopus, tempura scraps, pickled ginger and green onion – are right in the box.

Our contest this month was all about space. Cliff Kranz had a very nice Revell Gemini capsule with the escape tower. He also had third place, which was a Condor V-2 with the Special Hobby trailer, finished as the first test shape to arrive at the White Sands test range. And in second place, again it was Cliff, this time with a Revell Friendship 7 capsule, complete with the original idea of skid landing gear. And the winner, with his Monogram 1:72 X-15, was Greg Plummer. Greg built the model for his grandfather, who worked at North American Aviation during the time of the X-15. He recalled that it was a fun, easy to build kit and it even came with a pilot (astronaut!).

(coverage with photos, for this, was already published in February 2014 TAMS !) Fini- for now !



CONGRATULATIONS TO

Greg Plummer

FOR WINNING FEBRUARY MODEL OF THE MONTH



7:00 PM

FRIDAY

MARCH 21

at

COMMUNITY ROOM

Milpitas Police Administration Building

1275 N. Milpitas Blvd

Milpitas, CA

