



THE STYRENE SHEET

VOL. 47, No. 5 www.svsm.org MAY 2013



A Publication of the Silicon Valley Scale Modelers, A chartered Chapter of International Plastic Modeler's Society, USA branch.

IN OUR VILLAGE, MEET THE NEW # TWO



“ Goshawk into a Turkeyhawk ”

Model & Text By: Rich Linder

Photos By: Mick Burton



In 1932, Turkey purchased a total of 19 Curtiss Hawk II, and built 46 more under license. To represent the Hawk II, I used a Monogram kit #6796, an oldie but goodie. (Copyright 1968!)

Pros: Cabane struts & landing gear molded into fuselage halves, eliminating alignment issues. Generally very good fit.

Cons: Limited cockpit detail, no right hand exhaust manifold and, by now, old decals.

The way this kit is engineered *(continued page 3)*

Editor's Ravings – this month's editor, Mick Burton

EH ?

With every Spring for many years now comes the Seattle IPMS "Spring Show" up North in Washington state. A contest, yes, but also a show. Saturday, April 27 2013 is yet another opportunity for those of you who NEVER have taken in once, Treat of the Northwest, to rectify that grave misjudgement. For those of us who've had at least ONE trip there, here's shot at getting to repeat the pleasure. Sadly, although last two Kickoffs for me as Contest Director have not conflicted with this Annual, economics and time have so haven't been able to return on home ground of several long time Nor'west modellers who I am lucky enough to know. Been to a few of these though, and they do a great party in my estimate. Considered them my "get there" model as far as local club event goal and still do. They just posted on Hyperscale forum a promo which had update for me on item I never got most recent data for, namely the square footage of their event locale of last several years.

They will be fairly reliably expecting between 500 and 700 competition entries to fill comfortably their 15K plus sq foot of Renton Community Center. Now if only I could nudge out of them a reliable estimate of costs for rental, I'd have all wants met for my now moot point comparative to Kickoff and TriCity events. You did in fact read that correctly. *500 to 700 entry items in a ONE DAY SHOW*. That is no puffery, truly their numbers. As I know first hand, in fact one year they went on a tryout of "blowout display models" idea. Whereupon you could get up to 10 raffle tickets for 10 entry (or more) DISPLAY ONLY items, FREE as DISPLAY. Their Raffle that year included for ALL ticket holders several nice airbrushes and other Big ticket items, so not a cheap trick by any measure. Results ? I recall the rough numbers were 600 competition and 600 in DISPLAY! FOR ONE DAY. The display items they even encouraged to be National Award Winners, or your biggest and baddest "collections", or weirdest or most favorite models. As draw of definite passionate potential for spectators and those jaded old timers alike to show up to see. While this year I don't have a clue what they're in detail up to, it's a milestone as a Club year for them so likely they got some Seattle Special tricks up their sly sleeves. No matter what, it's a great gig which I am sad to be missing this year. One of ours is Keynote Speaker this year by the way. Yes, SVSM Sec'y Chris Bucholtz is a paid guest of theirs this year. You may also know him as a Free Hornet, he less well known as Region Nine Coordinator.

A talk on aviation writing for the modeler or amateur historian I believe is his topic, we'll find out in any case soon enough with his report when he is back. I bring all this up, to promote this show and also note what other aspects it holds fascinate for me as a serious student of events staging and contest directors. Especially timely, having just returned from a visit to the Mojave Desert where myself and two others had chance to again be guests of the Antelope Valley Group IPMS club. All of which will be taken up in synchronicity with this editorial, on the May TAMS editorial page. Now the "blowout display" is something that Seattle tried (superbly successfully in my book) very seriously yet far as I know, has never repeated. But for a single day show it was one hell of a traffic builder, show stopper and very very promotional of "joy of modeling" concept which is a good thing. I would hope most if not all Contest Directors and their teams/clubs have such aspirations as part of the raison d'être of their events like these. One Seattle show trademark though, is utterly awesome and a lesson to others in my view. Ever since my first trip to their show, years back, it has captured my fancy that they give out "paper" awards for the majority (the category 1/2/3 place). Very classy heavy card stock with an embossed Gold/Silver/Bronze medallion or a similar idea (mine from 2001 is that particular style). Biggest annual show in West, paper trophies. So there! – mickb

SVSM MEMBER'S CONTEST THEME JUNE 2013 " UNKNOWN HISTORY "

Thanks to Webmaster Vladimir Yakubov for being "Instigator, Special Project" on this idea here. The concept is simple enough. Examples given include the Yak-23 "Flora" test flown in USAF markings at WPAF before it was returned to Eastern Bloc. The Russian warship docked in SF Bay back in 1904 (during the Russo-Japanese War) thus subject to possible internment if not embarked within 24 hours. I'm not sure in fact what happened ! A LOCAL fave, tied to Oakland and El Cerrito. What? The Capelis XC-12 from the Safety Airplane Corp.

SVSM EDITOR'S CONTEST THEME JULY 2013 " CORVETTE SUMMER "


What better way to mark the American Birthday Celebration theme? HeartBeat of America indeed, Chevrolet captured it now for SIXTY years running with this 4 wheel fountain of eternal youth. Don't be shy, there are SO many models out there to choose from, surely at least one appeals to each and every one of you. Okay, no, fine. Well expect I'll see at least a few of the old girl. If you're not in an automotive mood, still may vy for Editor's award money with a "legitimate" maritime version, of which there's an abundant potential in sail, steam, steel !

MORE of SVSM CLUB CONTEST CALENDAR will be continued in May TAMS (so promise!)

SVSM MEETING FOR APRIL COVERAGE & EVENTS CALENDAR is also moved to "The After Market Sheet" (TAMS) for May. Editor wanted an insured room for long awaited Turkey article and spared no coverage whence it came. Many Thanks RL, from mb ☺

KINDLY MEMBER CONTRIBUTES ARTICLE WHICH EDITOR PROCEEDS TO HAWK (continued from page 1)

makes it very easy to assemble almost all of it, paint it, detail the cockpit, decal it, and then add the finishing touches. Which is what I did. First off, I removed the arresting hook and the pilot mount on the inside of the fuselage. The fuselage halves, lower wing, lower cowling, interplane struts, and tail assembly all went together without problems. I don't even remember it needing any putty. I painted the rudder rattle can red (OSH, I think), let it dry.



Then I masked it before shooting everything w/ Testors 'Aluminum Plate Buffing Metalizer', #1451.

This was my first experience with a 'buffing metalizer', and I was less than thrilled with it. After washing the model and letting it dry, I painted it with the rattle can. Per the instructions, I let it dry, and buffed it with a paper towel. Pigment came off on my hands. Hmmm -- So I let it dry another week, and went after it with another paper towel. Pigment kept coming off on my hands.

Hmmmm -- So I let dry a few more days, and pigment STILL kept coming off. So I shot it with (Testors) Glosscoat, then let THAT dry. It was fine after that, and the decals seemed to like it.

After that, it was cockpit detail. The kit instrument panel, molded as part of upper cowling, (part #4) seemed too small, and too far forward. Using kit instrument panel decal as a guide, I cut a piece of flat plastic to size. Then, glued this just under the front edge of cockpit coaming, where you would expect to see an instrument panel.

I painted the whole thing. When dry, put the kit instrument panel decal in warm water. It pretty much exploded off the paper. Decal came off the backing, curled up, and cracked, in about one and a half seconds. Hmmm –



I grabbed a round toothpick, fished out the decal, set it on the instrument panel, rolled the toothpick left and right, then was very surprised when it stayed there, just like it was supposed to. I nudged it into place, blotted it down, and didn't touch it again. The rest of the cockpit was far less nerve-wracking.

I used an after-market resin seat from True Details (#72411), and a spares box control stick, because I had one.

WHAT ? NO OVERLY COMPLICATED & UNNECESSARY DRAMATIC DETAILS? SHOCK! (cont'd from page 3)

It would have been just as easy to bend a piece of wire, put a small gob of glue on one end for a grip, then glue the other end into a small hole in the cockpit floor

The seat got a couple of small strip plastic pieces glued to the base of it, though one could use stretched sprue just as easily. These were trimmed down until the seat sat square and level, and then the seat was glued into place.

Now the main decals. I used the kit decals from RS Models kit #92044, their version of the Hawk II. These decals were everything the old Monogram kit decals were not. They came off the backing smoothly, went on the model smoothly, and the carrier film disappeared without solvent. I'm looking forward to using the Chinese markings on their kit, which would then leave just the decals for Cuban markings.

After the decals, the upper cowling, upper wing, and wheels went on with no problems. The kit instructions call for gluing the two halves of the drag ring (parts #9&10) together around the engine after installing the engine/prop assembly. Since I had glued the two halves of the ring together, and puttied the difference, there was a little juggling to get it all together, but this was the only place I used putty on the model.



So there you have it.



HATS OFF TO RICHARD FOR PROVIDING THIS SPLENDID CHANGE OF PACE! (cont'd from page 4)

A chance to build an old kit. Throw some detailing/AMS at the cockpit. Use some very interesting and well done decals. All combined to come up with a fairly unusual subject.



References: The American Fighter - Angelucci/Bowers - Orion Books, NY
Curtiss Navy Hawks in action - Squadron/Signal #1156
Small Air Forces Observer - Vol.31, No.3 (#123) January 2008
Air Enthusiast - July 1971



Next up!

The PZL P-24 in Turkish markings! Yay !
– Rich fini

(and trust me, even if I have to stash shots all over Hell's Half Acre like I did this time, Richard, your P-24 will be a pursuit of mine to see here in print - Editor)



" BIRTHDAY OR NOT " CONTEST GAVE EDITOR SOMETHING TO DO ?!



Just when you all thought it was safe... Yeah, I see the looks on your faces. Everyone on left, you too

Maybe it was thought I was having an early April Fool's on you all when I announced it after the February meeting, that we'd be having "Belated Birthdays" club contest following The Kickoff Classic's last stand in March, for April meeting

More likely, the cryptic riddles this Editor writes in to make it harder to take his prize money simply slowed the response to that seen here on the right. Close up of Field of Battle...



At least one other member was working it, and since I didn't say you couldn't repeat with an entry, again this a winning payoff for the deep reading lawyer entrant. If I had in fact put that sort of strictures, NO ONE would've been in this contest this time. Which would have defeated entirely the point, to have some fun with models & us

By the way, you can perhaps thank the last club contest "Spicy Meatballs" for getting this month's cover story, as one of the entrants I'd put a chiding reminder about perhaps writing a half page or so on his entry. Bravisimo

Hey ! In fact, let's toss in a couple more lines and see if we can prompt the same sometime soon. Okay, you two intrepid types who entered the models below, yes you know who you are. How about you write a little missive, half page or less if you like or go crazy and add some real history, model craft, what have you , on your works.



I came through with the prize money, make it last for longer as an investment and treat your fellow member community to some of your writing instead of mine?

Trust me, no horse in this race per se. I manage to get a fair amount of stuff shoveled into this Sheet every month at with no particular wrangle. However, I heard your stories behind each of these, quite interesting in my estimate, especially the "unknown" history surrounding the T-34. Since note taking isn't always my immediate best option at meetings, proposed a good idea having your actual take in your writing. So...Go

More Club Contest Redux Recipe Rendering Coverage here (from page 6)

Okay, now having my special request to you two in print, I'll return to reminding readers still awake what plan kernel of thought was to this "Belated Birthdays" contesting. The original February try was Happy Birthdays, so I simply retermed it and re-timed it with "Belated" as in after the original fact, so same logical fit with straight.

Initial premise was pretty simple, everyone in membership conceivably eligible to play with no great effort.

Due you're still breathing, so having or had a birthday to reference from, seems no brainer and fun to sponsors.

I've noted how one entrant had already in last go around "gone the distance" (forgive me, it's so handy a term will have to wean myself from it after 16 months of relations...) and conceived a "legal" loophole to expand it.

Brazenly re-entered exact model this go around, recycled as it were which was pretty much what my own were, due to no other options ready by this time. Thanks Cliff, for giving me coverage here! Thanks too, to Laramie as he went ahead, entered. I know he'd a fierce intent both at February and this month's rendition, to come through with a **NEW FINISHED MODEL** to enter that qualified. There was a judgement call that overrode my "MUST BE FINISHED" clause rule for this contest, Due recognition of the spirit of the entry and that at least someone cared enough to try. After all, this is of course just another silly contest in a hobby, can't get too serious bother.

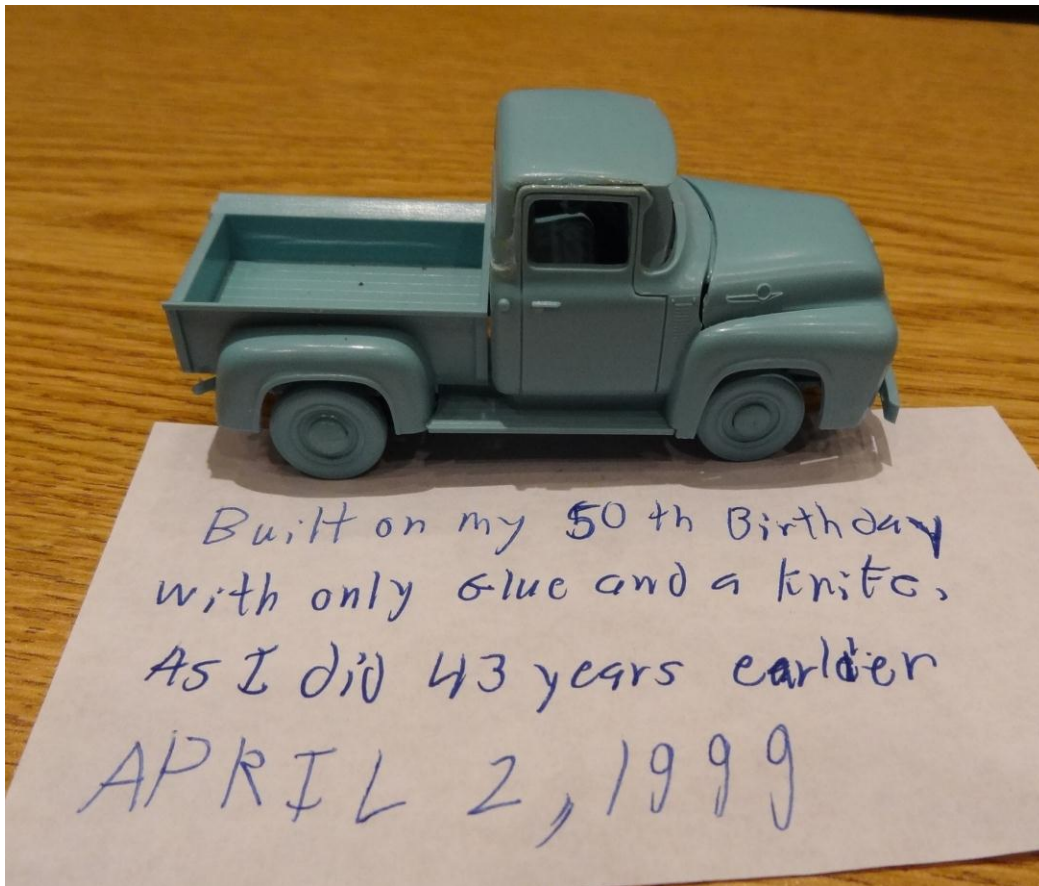
With all that in mind, this contest had 3 entries from me, 1 each from Cliff and Laramie, none completed specifically for this event. Oh well. Still fun and I think we'll try Bill's concept out again in future. I learnt at the meeting that one of my entries was **REALLLLLY** stretching rules if I wanted to keep it in. This one:

Would have sworn on that proverbial stack of (pick your tome) that THIS "Foreign Sabre" scheme was extant in 1956, just like one I didn't finish (again) in 1/48, per "kit instructions" None on hand so I looked up when I got a linkage wirelessly at meeting, and panicked as kept coming up that 1958 or later for this one. I came up with a "Dan White Twinkie" defending this entry based on Frieda Richtofen expiring in 1956 as the birth year linkage. It's a "Richtofen" Squadron bird, she was a distant relation, Ja ja ja. It didn't place so I could have pretended I didn't enter it but... Still, a pretty scheme and real. Heller's 1/72 scale with Testor's Acryl and (gasp) kit decals straight outabox. It's partner fared better:

This "Dog" Sabre of mine took First Place (and thanks to me for the ten bucks award). Hasegawa, 1/72, OOB, with NoBuff Metal.



Last for Now Club Contest Redux Coverage (from page 7)



SECOND Place went to Cliff Kranz, who made it a true SVSM club “test” since again, he’d already stretched last time with an entry he built on his day of birth 50th celebration.

This time, documentation of his included date for a better context in contest.


Congratulations to Cliff, winning 10 dollars off me twice with the same entry.

You’ve now joined others who have done the same.

Cliff took home belated Award of another kind, a much more exclusive lot to which he now member of. Namely a 2013 SVSM Tim Curtis Memorial for Service to club. It was fun to surprise him, early part

of the meeting with that delivery, since he’d left Kickoff Classic early before speech and original awarding. ☺

THIRD PLACE TO Laramie Wright for trying to finish Hungary 1956 reminder, in the form of T-34/85 using an oldie but still goodie Tamiya 1/35 kit with “so special” aftermarket items. Bonus coverage page in TAMS, so the U-2 and Sabres, T-34 will get a bit more color news for their belated Birth days. Thanks for playing ! -mb





**CONGRATULATIONS TO
Ron Wergin
FOR WINNING APRIL MODEL OF THE MONTH**



LUCKY NUMBER ELEVEN, INDEED ! AND THAT'S A FACT, NO HYPOTHESIS, JACK !

7:00 PM

FRIDAY

MAY 17

COMMUNITY ROOM

Milpitas Police Administration Building

1275 N. Milpitas Blvd

Milpitas, CA

