



THE STYRENE SHEET

VOL. 47, No. 12 [WWW.SVSM.ORG](http://www.svsm.org) DECEMBER 2013



A Publication of the Silicon Valley Scale Modelers, A chartered Chapter of International Plastic Modeler's Society, USA branch.

OUR FORTY NINTH YEAR JUST FLEW BY !



Photos: Mick Burton Models : everyone



And the Original Styrene Sheet was there to cover it all...

Editor's Ravings – this month's editor, Mick Burton (shameless plug: www.mickbmodeler.com)

TIMELY REMINDER ON NEW YEAR UPCOMING FUN

Now, yes we ourselves have a brand new event coming up soon enough, in April. However, this holiday seems as perfect time as ever, to remind all that WE are part of a larger community, whose interests are best seen to when we all participate in each other's events to a degree.

Right at New Year's Day, we in Region Nine will be 31 days from the NNL West 2013 Show, whose theme (1964) is an eerie echo of our own 2014 gig and again, will be ensconced in Santa Clara Convention Center. Only **TWO weeks after** that, Sonoma County IPMS and Mt Diablo Chapter will host the great event that flyer on right is colorful placeholder for. That's a big show, and comes to us **ONLY SIX WEEKS INTO THE NEW YEAR 2014 !!!**

To help make it happen, here's the details on an important function too:

IPMS Sonoma County Super Auction

(This event takes place of their regular monthly meeting)

Date and Time: Saturday January 11, 2014 6:30pm- 10:00pm

Locale: Fundemonium, 171 North McDowell Blvd Petaluma, CA

IPMS Sonoma County will hold its annual auction to raise money for our Hobby Expo. This is a great way to support Hobby Expo while getting some great deals on models.

Please take note on these, it's a gift that keeps on giving all year.

– mickb



The flyer for Hobby Expo 2014 features a collage of images: a man and woman working on a model, a group of people at a table, and a large mecha robot. The text on the flyer includes:

HOBBY EXPO 2014

MAIN CONTEST "BUILDING THE FUTURE" MA.K SHOWCASE USA VOL. 1 MASCHINEN KRIEGER CONTEST

FREE ADMISSION!

SATURDAY - FEBRUARY 15 9:30AM TO 4:00PM

ALSO WITH: BATTLING ROBOTS! RADIO CONTROL MODELS! WAR GAMES! MODEL RAILROADS! STAR WARS CHARACTERS! KIDS ACTIVITIES!

HOSTED BY IPMS SONOMA COUNTY & IPMS MT. DIABLO

SPONSORED BY **Fundemonium!** PETALUMA

WWW.IPMSSONOMACOUNTY.ORG

PLEASE NOTE The DECEMBER GIFT EXCHANGE is the sole business Agenda item for meeting ! NO MODEL TALK
Locale: Our Standard Meeting Place, Milpitas PD Community Room, from 8-1030pm. OFFICIAL RULES BELOW:

“ RULES OF ENGAGEMENT ”: GIFT “THEFT” EXCHANGE SVSM DECEMBER 2013 MEET

1. YOU MUST BE PRESENT TO WIN. So show up on time to register
2. MAXIMUM THREE Gifts may be put in play by any ONE Member In Good Standing. Non Member ? ONE gift max.
3. MAXIMUM FOUR TOTAL Gifts may be put in play by a Member & Family or a Member plus their Guests.
4. MINIMUM RETAIL VALUE EACH GIFT must be 25 US dollars. **LABEL YOUR NAME ON THE GIFT**
5. GIFTS IN ORDER TO PLAY must be reasonably pre wrapped, and not too outrageously “disguised” or otherwise camouflaged, so as to not take a person all night (that we don't have) to unwrap and continue our game.
6. GIFT TO BE OFFERED IN PLAY should be model oriented, and likely to be generally perceived of as something some several of those present WOULD WANT TO STEAL. Bring something you're mad for, others likely will be.
7. ONCE UNWRAPPED, ALL GIFTS CONSIDERED “IN PLAY” UNTIL “DEAD”. NO TRADES ALLOWED IF IN PLAY ITEMS INVOLVED. Feel free to manage what you like with yours and others “dead”
8. UNWRAPPED GIFT IS “IN PLAY” UNTIL STOLEN THREE TIMES THEN IT IS DECLARED “DEAD” Any & all disputes for this declaration are resolved by Club Secretary or his designee, are final and binding. Just ask Chris B.
9. PLAY ENDS when time to leave comes or all items are stolen to the dead point or the last one is unwrapped to its fate.
10. AT LEAST ONE UNBUILT MODEL SHIP KIT MUST BE PRESENT IN THE GIFT PILE. Or you're all in trouble.
- 11 THIS MAY NOT BE COMPLETE RULES. LISTEN AT THE MEETING FOR ANY ADDENDA.

THE MINUTES OF NOVEMBER ! by Chris Bucholtz



At the November meeting, Steve Travis spoke up about some silly things he's heard about the Veteran's Model Drive. He said people say we don't ask enough for models at the tables at shows; Steve says the reality is that the models need to sell for us to raise the funds we need, and we only need \$300 for the 20 kits for each hospital.

He said some people grouse that some of the donated kits are then passed on to show raffles. **That's true**, because *we need to support the shows*, just like any other vendor. Steve and Anita **do four shows a year**, so the amount of donations the program makes is nominal.

And third, some people say the money we raise is used to buy raffle items. That's illogical; the reality is that the cash goes toward the veterans, while some of the donated kits go to help the show raffles.

At the end of the year, the Silicon Valley Scale Modelers Veteran's Model Drive has **\$2831 in the bank**, with tables already purchased for the 2013 Silver Wings show and the 2014 Santa Rosa Model Expo. This year, the drive *brought in \$892 at Santa Rosa, \$732 at the SVSM show, and \$527 at the Tri-City Classic.*

In addition, some generous donors (especially Ron Wergin) have been very good to the program.

The SVSM program has donated 220 kits to VA programs this year, including 25 glue kits and five sets of paints to the hospital in Martinez.

The club extends its thanks to all our donors **and especially to Steve and Anita**, who have been **running the program for 11 years now.**



NOVEMBER TURNOUT OFFICIALLY NOW RECORDED !

(from page 3)

Chris Zanella let us know that the Santa Rosa Hobby Expo will be held Feb. 15 in Petaluma, with the regular contest and a parallel showcase contest for Machinen Krieger subjects. January is the Santa Rosa Super Auction; check the IPMS/Santa Rosa site for location and details.

Finally, Chris Hughes shared information on the MVTF's merger with the Collings Foundation. Get your tours while you can; the Jacques M. Littlefield collection will be split up and a major part will be auctioned off. Go to www.mvtf.org and schedule your tour by clicking on the tour tab.



In Model Talk... Cliff Kranz likes the Italeri 1:35 Panther tanks, with an A-model and a Jagdpanther on the table, both built straight from the box. He also kitbashed another Italeri Panther and Tamiya Panther, plus a Real Models conversion, to create a hypothetical anti-aircraft tank.



Mike Schwarze employed polymer clay to create a figure of "Chris Bugholtz," a version of Chris after attending the Fukushima nationals. It was inspired by Chris's warnings about cheap hotels at Nationals venues after his run in with enormous bugs in Virginia Beach in 1997. Mike also did a spectacular job on the painting of the Lindberg Corythosaurus, and he's touched up his alien figure from last month to achieve the results he was


MORE NOV TURNOUT RECORDED !

(from page 4)

hoping for. Mike's also investing time in the classic Hasegawa RA-5C Vigilante in 1:72, putting the many seams on the fuselage, and he's got two Klingon D-7 cruisers underway, the AMT 1:650 kit and the Polar Lights 1:1000 kit issued as a Romulan cruiser.



Steve Travis introduced us to "Long Tall Sally," his latest hot rod. He stretched the frame on his 1925 Ford 21 scale inches, but then decided the engine that inspired the stretch looked out of place. Instead, he dropped in an Austin Healy 106 engine from the Revell kit. He dropped the front end and realized he had no place for headlights, so he relocated them to the roof!



Kent McClure had a host of 25mm Dungeons and Dragons figures painted and ready to ship to his daughter in Florida. The collection took about 28 hours to paint.



Kent's also at work on another anime figure, this one of Naru Narusegawa from the series "Love Hina." So far, he's cleaned up the castings of the hands and the hair in preparation for construction of the entire figure.



Ron Wergin tackled Tamiya's old M10 tank destroyer, then outfitted it with more modern Tamiya figures. Ron also brought in a figure of

MORE NOV TURNOUT RECORDED !

(from page 5)

Santa Claus (appropriate for the season) and an SS trooper (not season-specific) from Emory, a figure company that's been trying to go out of business for some time.



Marc Balderrama fashioned a Japanese space plane, made from parts from his dad's scrap box.

Mike Burton had a collection of almost-ready-to-paint 1:48 jets. They included a Hasegawa F-86F Sabre, a T-33 Shooting Star from Minicraft, a P-80 from the Monogram kit, and a Monogram F-84F Thunderjet.



Gabriel Lee is building two GUPPY submarines as they appeared in the Venezuelan Navy, one with a Balao-class hull and the other with a Tench-class hull. The conversions are based on AFV Club sub kits.


Gabriel also has the cockpit of his 1:72 Testors "Top Gun" F-14 Tomcat assembled.



Jack Riggart built his "Star Wars" battle droid as an outer-rim law enforcement droid; apparently, these robots were on their way to acquiring some artificial intelligence before Darth Vader unplugged them, but some with more evolved AI survived.

Brian Sakai is building Dragon's 1:200 Avro Vulcan.


He says model has a nice if tiny interior, but the bottom insert to the top leaves a



MORE NOV TURNOUT RECORDED !

(from page 6)

major seam, which may be an artifact of Dragon also selling the model as a pre-built subject.



Chris Bucholtz is nearing the completion of his Pegasus 1:72 F9C-2 Sparrowhawk; he has the model rigged with .004 acupuncture needles and he scratch-built the N-struts using brass stock.

Al Kuhn likes working on the Revell Cutty Sark, since it's a bit larger in size than his usual subjects! He has the model finished except for the rigging – but that's a major step, he says!



Laramie Wright still has plenty of photoetched parts to add to his Dragon 1:35 T-34/76 Model 1941, and he's still toiling away at his Tamiya M4 early with the Chesapeake Models Firefly turret, which will emerge from the process as a Polish First Armored Division tank.



MORE NOV TURNOUT RECORDED !

(from page 7)

The seams in the Airfix Skylab Saturn were difficult to address, said Ken Miller, but he used putty to get an acceptable result. Speaking of putty, his MD-80 needed plenty of it. In fact, Ken used styrene strip to plug some of the seams and attack steps between the fuselage halves.


In our mother of all out-of-the-box contests, we had a nice turnout. Ken Miller entered his Entex 1:144 747, which he says is probably the worst 747 model there is. Even the "United" legend on the decals is the wrong color! Laramie Wright built Tamiya's 1:48 Bf 109E-4 as Helmut Wick's mount in the Battle of Britain. He used Gunze Sangyo colors on the kit, which he started 10 years ago! Mike Woolson used the Sweet kit to create his 1:144 A6M2b "Zero," and his F-35 in the same scale came from Revell of Germany. He says you should build the JSF in the non-VSTOL mode, unlike him – it introduces a lot of fiddly stuff to the build. Mike also did a dandy job with Tamiya's 1:48 Type 82 Volkswagen, which he finished in military colors. Mike Burton's entries were a pair of old Monogram Fw 190s, which he says he enjoyed a lot as a kid, and a 1:72 KP Yak-23, which he completed in civilian markings. Cliff Kranz had an assortment of out-of-the-box models, including a big Ertl Payhauler/cement mixer model, which Cliff remembered as a nice kit. He also built DML's M1A1 Abrams out-of-the-box except for its post-overhaul paint scheme, and Italeri's splendid M46 Patton. Cliff had two Godzillas, the big Lindberg version and a small resin "superdeformed" version, and a Lindberg F-80 built as a Lockheed L-159 flying bomb.



And the winners were... in third place, with his 1932 Ford, was Steve Travis. This was Steve's first out-of-the-box build in a very long time, and he finished it with dust gray and silver dust lacquer paints.



In second place, with a splendid 1:48 Tamiya staff car, was Mike Woolson. Mike uses Tamiya spray paints to get the smooth, uniform finish on his model.



And in first place, with his Konstruktor 1:1 working camera model, was Dave Anderson! Dave built the kit just as you would any other model, except this is 1:1 scale and takes great photos with 400 ASA film!

And the Model of the Month goes to... Larry Fernandez and his immaculate 1941 Willys gassers! Larry built them out of the box but will detail them before they go on the table at the NNL; they represent two legendary rivals from the days of the Fremont Raceway in the mid-1960s. Each featured a deep, beautiful single color finish, and the Revell kit provided the decals for these local legends.

Fini- for now !






CONGRATULATIONS TO

Larry Fernandez

FOR WINNING LAST 2013 MODEL OF THE MONTH



Which now makes him a member of this very fine exclusive "model" fraternity of winners from 2013



7:00 PM

FRIDAY

**DECEMBER 20 at
COMMUNITY ROOM**

Milpitas Police Administration Building

1275 N. Milpitas Blvd

Milpitas, CA

