



THE STYRENE SHEET

VOL. 47, No. 8 www.svsm.org AUGUST 2013



A Publication of the Silicon Valley Scale Modelers, A chartered Chapter of International Plastic Modeler's Society, USA branch.

DRAGON LADY "GOT 'ER DONE" WELL



HeatProof : IPMS Dragon Lady (Yuba City) Add Another Series Success in Hosting a Summer Classic Scattered Recollections and Photos By: Mick Burton

With a healthy turnout of over 250 entries on their contest tables, (more models present as some were collections or in dioramas, or "display only" status) the gracious hosts again showed "heat" is no obstacle. Pretty good turnout of folks to "show" for clubs within our Region Nine as well a number of those who really went the distance! One from Alhambra, CA, Warbird Decals' own Ed Souza, whom some of you may know.

Hoping he'll make the shorter distance to our shows in the fall and spring, even if it means he'll take home more awards along with our money. Great modeler and great vendor, nice guy too.

In this year's event, Dragon Lady had ... *(continued page 3)*



Editor's Ravings – this month's editor, Mick Burton

TIMELY MUSINGS ON FACTS OF HACKS, TACKS, KNACKS

With great ENJOYMENT NOW I am able to report that our SVSM Website presence is BACK WITH A VENGEANCE !

No, sorry, not meaning we're somehow offering a raffle to win a Warbird of Vultee or some such special enthusiasm. Not a lot of you perhaps even noticed. That around July 25 or so, the site was chosen to be a victim of another inadequate being, useless waste of resources, popularly referred to as a "hacker". This in itself a term I am hesitant to use, as implies skill and perhaps even a human being (albeit deviant) possessing such. Nay, the "script kiddie" or "unendowed troll bitter that there are such lofty creatures who can create something pleasing to themselves and others", rather than being mindless trashers.

Because they'll not be able to do any such fine things. Or have even their own wretched dim brethren in sewage spewing, be of a mind to want to know them, or a part of them. So these inept antisocial feces flingers do troll the Internet looking to end up where they can foul someone's day. Gain their measure of worthlessness that somehow to them, justifies letting air reach their lungs for another moment. But that's okay with me in the end. Being a modeler myself, I know we brothers & sisters in creating fun, are a hardy and crafty lot. The social ones in our community often even more so. All are PROBLEM SOLVERS. Not so these web troll detritus. Often these days so lacking any rudimentary basic talent, they have to be guided into sites where others almost as useless, leave "scripts and code" so that the utterly misery driven can go forth and upset a website or two when very lucky to find an unlocked door or innocent open space. This is what "script kiddies" translate to.

Thank you all for letting me vent my spleen there. The tedious tweaks by under endowed freaks which this time worked a way into SVSM's site, aren't unknown to me either, twice fouling up site for support of the Fremont Hornets. Yes, this sort of incredibly brain dead obstructive activity hits home. That's the musing of Hacks portion of our program today. Tacks are the navigations to course correct or take up anew, whatever case or fancy of your captain/crew may be when these hazards to Web life are encountered. For myself, creating "exile sites" under different masters plus another "web publication" came to be tack I took. Our SVSM Webmaster took a different tack, when recently stuck with same sort of mess. Having a knack for this sort of thing, he splendidly rebuilt/retooled the website, in short order. Spectacular results. Likely not at all what the asshat who infected the site had in mind for response. Too bad for them. So "kiddies", it's Modelers 2+2, Asshats = ZERO

WARNING ! WARNING ! MONTHLY CLUB CONTEST FRENZY LOOMING AHEAD

Suffering perhaps from "post Contest Director Fatigue" or simply just being the usual eccentric entity, Editor has already lined up several more themes for use in 2014 as "clubtests" in our monthly efforts. Inspired of course by all of you and the irreverent atmosphere we create. So look forward to more assaults on your sensibilities in coming issues of this, the OSS as well as TAMS (the Original Styrene Sheet as well as The AfterMarket Sheet, for those needing it spelt out). Learning of a series of significant historical events all falling on the same day in July but in different years, was genesis for one of them.

It will be an otherwise pretty straightforward exercise, only the "enter in triplicate" requirement may prove daunting. Hey, one way to get some work on the table in the coming summer, I'll be first to admit my selfish motivations under lofty goal.

Another offering came to be due to listening to too much of a local oldies rock radio station, finally drilled through how to best use something that resonates with a broad spectrum of potential model subject. Yet can be titled "pop culturally" as I'd term it, think "Miami Vice" for a clue. Come to think of it, models are available from that series and would fit in perfect...

Lastly for now, in the short month that is Editor's birth marker, his conceit to pick something that may or may not "take wing" but suits his purposes anyways. This time, it will be undertaking or leaving orbit but in any case, real! – mickb

SVSM EDITOR'S CONTEST THEME AUGUST 2013 "The Guns Of August"

Firstly, ANY World War One (years 1914 to 1918) subject is eligible. It can't get much more straightforward than that, and plenty out there. If you're not at all fancier of "The Great War" in your modelling, or you'd like a shot at taking the Editor's \$\$ from an additional gallery, consider holding a gun to his head. In the scale sense of course. Any Artillery pieces from ancient Siege Mortars to latest model Self Propelled Guns are eligible here. If you've an American Civil War naval gun, medieval Bombard or Railway Gun, bring it on. You may come home with the money, honey.

Only one absolute constant regardless path taken: ALL ENTRIES MUST BE FINISHED to consider for a win.

MORE SVSM CLUB CONTEST CALENDAR will be continued in AUGUST TAMS (so promise!)

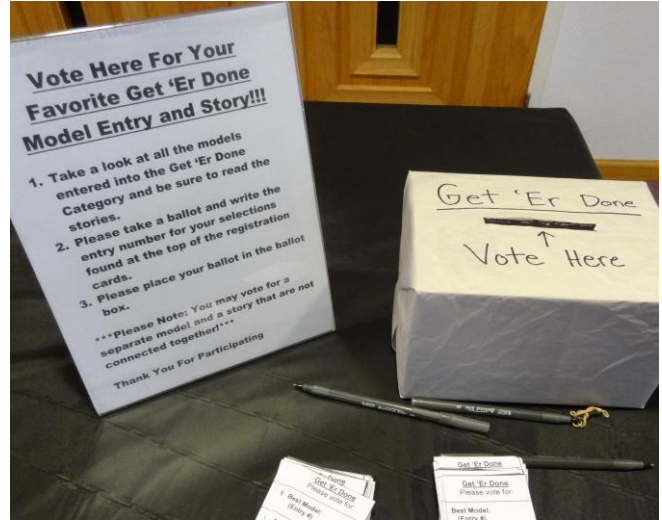
SVSM EVENTS CALENDAR also moved to "The After Market Sheet" (TAMS) for AUGUST.

DON'T FORGET !

AUGUST 2013'S SCHEDULED SVSM MEETING DATE IS ON THE FOURTH FRIDAY

IN A SNAPSHOT MODE WITH YUBA CITY 2013 COVERAGE (cont'd from page 1)

again their signature “monster raffle” series, no giant TV giveaway this year instead it was a massive model kit as the special grand prize. There was a very well run “Make ‘N Take” held in the vendor room which also was the “awards room”. The shot below left gives you only a third of the activity in just that one room. Direct your



attention to the right and below, the “contest inside the Contest” in all its finery. Although dominated in entry



type by aircraft, “Get ‘er Done” theme category saw First Place go to a piece of “Alternate History Armor” with Bay Area connection (in supporting story).

In reading their prominently displayed poster thanking 2013 show “angels” I found a local story angle that again has a challenge for others. Namely that two local radio stations provided PSA help and a “radio interview” for supporting this event ! Now that’s creative, no?



Of course tables of the “usual sort” categories like 1/48 Jet were there, complete with a U-2 in the “Brit Scheme” so that at least one Dragon Lady was competing !

The Demon and Vixen were nice to see, too.



IPMS Dragon Lady - Yuba City, CA

Special Thanks To
2013 Show Sponsors and Donors

<p>Business Sponsors</p> <ul style="list-style-type: none"> •2 Bits Café, 1272A Colusa Ave., Yuba City (530) 755-2012 •AATCO Transmissions, Inc., 1021 B St., Marysville (530) 742-5538 •Dan Spear, Museum of Forgotten Warriors, 5885 A Road, Marysville (530) 742-3090 •Darkroom Development, Photography & Film, (850) 291-6703 •Hillcrest Hobbies, 551 N. Palora Ave., Yuba City (530) 674-8194, hillcrest_hobbies@yahoo.com •Loma Rica Barber Shop, 11408 Loma Rica Rd., Marysville (530) 742-8444 •Mom's Diner, 5915 Lindhurst Ave., Marysville (530) 743-8864 •Pizza Round Up, 11806 Loma Rica Rd., Marysville (530) 743-9896 	<ul style="list-style-type: none"> •Plastic Finders - Steve Preston, Oroville, (530) 534-8654, plasticfinders@yahoo.com •Pool Service, Inc., 3100 Industrial Dr., Yuba City (530) 675-4595 •Snyder and Short Enterprises, PMB224, 9175 Kiefer Blvd. Sacramento, rshorl@macnexus.org •The Cake Lady, 1365 Live Oak Blvd., Yuba City (530) 751-2253 <p>Private Sponsors</p> <ul style="list-style-type: none"> •Grant Morgan Jr. & La Wanna Morgan •John Bump <p>**Special Thank You to KUBA 1600 AM, Country 103.1 FM and Sunny 95.5 FM for the Public Service Announcements and Radio Interview**</p>
-------------------------------------------------------------------------------------------------------------------------------------------------------------------------------------------------------------------------------------------------------------------------------------------------------------------------------------------------------------------------------------------------------------------------------------------------------------------------------------------------------------------------------------------------------------------------------------------------------------------------------------------------------------------------------------------------------------------------------	-------------------------------------------------------------------------------------------------------------------------------------------------------------------------------------------------------------------------------------------------------------------------------------------------------------------------------------------------------------------------------------------------------------------------------------------------------------------------------------------------------------------------------------------------------------------------------------------------------------------------------------------------------------------------------------------

For more information about IPMS Dragon Lady contact Hillcrest Hobbies at (530) 674-8194.

MORE YUBA CITY SNAP SHOT COVERAGE (from pg 3)



In the “Out Of The Box” category that your Editor likes to be gnashing his teeth on most times, a pleasing surprise. This big resin kit (Accurate Armor) US Army Eng Corps crane, which builder on his comment card noted “I Hate Resin Kits”. Could be true, but it’s not in evidence in tasty results here. Marvelous.

Nearby “Space” category had a number of fine not oft seen entries, and there were TWO Miscellaneous for the Plastic and Other Than Plastic base materials that provided again a number of novel things to see (and compete)

With the very limited space available here for now, merely giving a taste of the Yuba City Summer Classic. As well, all note that a gallery of my shots covering virtually all entries at least once, is available for free views on the Fremont Hornets “old site” (www.fremonthornets.org) Another small look with “editorial comments” likely to appear in SVSM August TAMS, as space and time permits. Bottom line; IPMS Dragon Lady “Got ‘Er Done” very well and in their signature style. They announced yes there will be another show next summer, thanks y’all.

We will close this bit with a shot below of the overall winner of the theme category, the “S Tank Hoe”. Next door to it, a “pair of things one might find in a desert”. C3PO and the very old, rare Boraxo 20 Mule Team novelty kit.



OFFICIAL MINUTES (really & truly) **JULY's SOIREE** by Chris Bucholtz (shots by Editor)



At the July meeting, the reminder went forth – the meeting in August will be held on the fourth Friday of the month, not the third Friday. Mark your calendar now!

In model talk... Gabriel Lee sprung for the \$60 Pegasus 1:144 *Nautilus* submarine, and he says the money's worth it! The model includes photoetched parts, masks for the windows, and even a detailed interior of Nemo's study complete with the pipe organ! The model isn't a version we've seen before, but an interpretation, but Gabriel says he'll probably give it a Disney-like scheme of browns and greens.



Cliff Kranz had fun assembling Condor's 1:48 kit of the Heinkel He 178; he put it together straight from the box.



Ron Wergin's Italeri P.40 tank was never really used much by the Italians, but the Germans pressed them into

service; Ron's was a German tank captured by partisans, and he added a partisan figure in the turret to show that. He had a little difficulty with the tracks, but was able to overcome it, and then tried a few new weathering techniques on the model.




Mark Balderrama battled a Revell Mustang convertible to completion, then decorated it with aircraft markings as if it were the unit car for a Navy squadron. Mark also got a good start on the Williams Brothers Model 10 Electra he picked up at the previous week's Fremont Hornets auction.

Kent McClure is in the early stages on two Anime figures from the shows *Bounty Hunter* and *Giant Robo*. Both kits are manufactured by E2046.

Kent is also working on the Revell snap-together kit of Anakin's Starfighter from

Star Wars series; he says the kit is roughly 1:32.



JAZZED TO HAVE JULY MINUTES SO SOON TO JOIN PICTURES WE'LL KEEP IT FLOWING! (from page 5)

Laramie Wright is converting an Academy 1:35 M60 into an Israeli variant using a Legends conversion kit. The conversion is not a good fit and Laramie says he'd be angry if he'd paid full retail! He's making the necessary improvements to make an accurate model out of Academy's M551 Sheridan, and for some therapy he's worked on Tamiya's Churchill Mk. VII, which goes together well and just needs some details.



Eric McClure's take on the Hasegawa 1:72 ship from the Japanese movie *The Last Exile* has him a little baffled, since the movie, the model box and the instructions all have a different paint scheme! Just the same, the model has been a nice testbed for Eric's new technique for painting a wood finish, which he's applying to the vehicle's floor.



John Carr picked up a San Jose Police Department cruiser at the Police Hall for a song, and he's also at work on the AMT Klingon Battle Cruiser. Fit on the starship is lacking, but John is beating it into shape using JB Weld as an adhesive.



Dave Anderson built a truly functional model, building the Konstruktor kit and ending up with a real 35mm camera! The kit came with three rolls of film, and it took about three hours to build.



Dave Balderrama has seen other people build the Pegasus 1:48 V-2 rocket kit, so he's taking a swing at it himself. He plans on building it out of the box.

Mark Schynert's desire to build a P-40N-1 to use some Ventura decals led him to build the very similar HobbyBoss 1:72 P-40M; unfortunately, his decals disintegrated and he had to use a second set!

Mark's also almost finished with AZ Models' Ki-78, which he built as a fictional bright orange racing plane.



HERE AGAIN WITH ANOTHER PAGE OF MINUTES AND PICS FROM JULY MEETING (from page 6)

Chris Bucholtz has his Hasegawa 1:72 Skyraider completed with the exception of the stores; it wears a mix of Hasegawa, Brengun and 2011 Nationals decals, plus big pastel exhaust stains. The cockpit is from CMK, while the wheel bays, antennas and gun barrels are from Quickboost. Drawing even more attention was the 1:72 Brengun toilet, which goes on the far outboard starboard station of the A-1. Chris is also working on a detail set for Fujimi's 1:72 F7U Cutlass, and the first improvement he's made is to the control column.

Ken Miller built his Airfix 1:144 Saturn V about 10 years ago, but could never display it properly, so he made a cradle for each stage from Plastruct strip. The display of the Apollo launch vehicle was poignant since the meeting was the anniversary of the moon landing.

Ken's trip to the Airliner Show in Cleveland netted him an award for an unorthodox civil aircraft: a 1:72 Pegasus launch vehicle, which is a private craft that carries cargo.



He finished a British Airways 737 in his hotel room; it's the Revell kit with a past history as a Matchbox/Nitto release. Also on the table

was Ken's Boeing 777 from Zhengdefu, an extraordinary kit in that it says you can convert it to a 737 with a different vertical tail! Ken's 777 wears Draw Decals.



Dave Balderrama's young neighbor Carlos did a fine job with the Hobbycraft 1:48 Seafire XV, and he did a nice job with the DC-3 kit he picked up at the Fremont auction.



Max Balderram talked his way into his dad's Captain Scarlet Interceptor, and gave it a nice white spray-can finish.



A FEW MINUTES AWAY! EDITOR FILLS OSS (Original Styrene Sheet) TO BURSTING POINT...(at page eight)



Shervin Shembayati's Ferrari from Fujimi is a curbside kit he built after seeing a real-life car just like it. His stripping of the paint resulted in the bumpers falling apart, and he ruined the paint again trying to apply the black weatherstripping. He's also working on the Italeri A-26 Invader; he says the fit of the model harkens back to the 1960s!

Bill Ferrante is working on Academy's P-40E Warhawk straight from the box for an upcoming club contest; Bill says the fit is poorer than in the older Hasegawa P-40E. Ben



Pada's Fw 190D-9 in 1:48 came from the Tamiya kit, and Ben used Aeromaster decals and Gunze Sangyo paints to finish the model. His Italeri Macchi C.200 is now finally complete; he gave the model a camouflage scheme and markings for the Eastern Front, using decals from Cartograf.

And the model of the month goes to... Brad Chun and his five hot-rods! Brad's working on a Revell '32 five-window coupe, which he's building out of the box except for the frame; a second '32 Ford with a lowered suspension, a three-window Ford with a scratch-built suspension, channeled and chopped and outfitted with the headlights and grille from the Stacy David Rat Rod kit; the Rat Rod itself, with de-chromed wheels, '32 Ford hood and grille, and louvers in place of the trunk, and a 1941 Willys that's been lowered and had its hood modified to remove the hole in it.

Our contest was "Corvette Summer," and we had two entries. In second place, with his Revell Corvette in progress, was Mike Meek. The model is kitted as an American LeMans series car and Mike is changing it to a CanAm car by modifying the wheel base, widening the frame, modifying the underbody and splitter, and much more. And in first, with his Corvette, was Shervin Shembayati. Shervin built his model in seven days, stripping the chrome and painting the wheels Alclad gold, and finishing the model metallic green using the Testors Lacquer System. The finish was based on a 1972 Corvette toy his father gave him.



Fini- for now ! (TAMS may have addended coverage)



**CONGRATULATIONS TO
Brad Chun**

FOR WINNING JULY MODEL OF THE MONTH



7:00 PM
(4th) FRIDAY
AUGUST 23 at
COMMUNITY ROOM

Milpitas Police Administration Building

1275 N. Milpitas Blvd

Milpitas, CA

